EXHIBIT T-1

SHAKER HEIGHTS CITY SCHOOL DISTRICT

OFFICE OF THE TREASURER
15600 Parkland Drive
Shaker Heights, Ohio 44120
(216) 295-4317

Bryan C. Christman
Treasurer

FINANCIAL STATEMENTS
MARCH 2020

INDEX

SECTION #	SECTION NAME
1.	FINANCIAL AND MISCELLANEOUS BRIEFS
2.	CHARTS
3.	CONSOLIDATED INVESTMENT PORTFOLIO
4.	FINANCIAL SUMMARY FOR GENERAL FUND
5.	FINANCIAL REPORT BY BANK
6.	FINANCIAL REPORT BY FUND
7.	REVENUE ACCOUNT SUMMARY
8.	BUDGET ACCOUNT SUMMARY
9.	SUMMARY CHECK REGISTER – ALL CHECKS
10.	BOND ISSUE EXPENDITURE SUMMARY
11.	ANNUAL INFORMATION FILING FOR FISCAL YEAR 2019

1. FINANCIAL AND MISCELLANEOUS BRIEFS

SHAKER HEIGHTS BOARD OF EDUCATION
SHAKER HEIGHTS, OHIO

April 28, 2020

TO: Members, Shaker Heights Board of Education

FROM: Bryan C. Christman, Treasurer

SUBJECT: Financial and Miscellaneous Briefs

I. MARCH 2020 FINANCIAL OVERVIEW

The revenue activity for the month and for the fiscal year-to-date March 2020 has been similar to the same reporting period for the prior year with the following exceptions:

- Real estate tax revenue received YTD through March of this year was $5.3 million or 8.2% more than prior year, due to a return to a normalized receipt pattern of real estate tax revenue. After receiving increased property tax amounts in Fiscal 2018 due to the accelerated tax payments made in advance of the January 1, 2018 federal income tax law changes that limited state and local tax deductions and subsequently followed by a reduction in Fiscal 2019, we are now returning in Fiscal 2020 to a normalized property tax receipt pattern. September receipts in both years include Shaker/Van Aken Plaza TIF payments. The September 2018 receipt included catch-up payments from the beginning of the TIF period. Property tax receipts are $1.1 million above budget as projected through the end of the fiscal year due to higher than anticipated tax collections.
- The District is expected to receive approximately the same State Foundation funding in Fiscal 2020 as in Fiscal 2019 in accordance with the new State biennial budget using the same school funding formula that continues the funding "guarantee".
- Other Local revenue was $735,582 or 46.1% more than prior year, due primarily to $252,627 more received from the State for the SF-6, SF-14 & SF-14H payments, as compared to the prior fiscal year for the same time period; and $365,775 receipt in December of the sexennial reimbursement of county reappraisal fees. Also included in this line item are receipts in July 2019 of $12,000 and $2,000 in September 2019 for Energy Star rebates in connection with the Fall 2019 associated purchase and implementation of 1:1 Chromebooks for Grades 5 through 12 students.
- Other State revenue was $239,323 or 91.5% more than prior year due to the $117,616 receipt in October and the $117,615 receipt in February representing the first and second half of the annual amount for the new Student Wellness & Success Funds enacted with the new State biennial budget.
- Total revenues are $6.2 million or 7.2% more than the prior year amount due primarily to the real estate tax difference as described above, but we currently project revenues in total to be only $1.6 million or 1.65% above budget as projected through the end of the fiscal year due primarily to higher than anticipated property tax collections.

The expenditure activity for the month and for the fiscal year-to-date March 2020 was $1.4 million or 1.9% more than the prior year amount, due primarily to timing differences in payments and expected growth in certain expenses, primarily salaries, fringe benefits and purchased services as described below, but we currently project expenditures in total to be $0.6 million or 0.58% **below** budget as projected through the end of the fiscal year,

including the net impacts of estimated reductions in projected expenditures due to the school closure mandated as a result of the coronavirus pandemic. The combined net variance of income and expenditures is a favorable variance of $2.2 million as currently projected through the end of the fiscal year.

II. MARCH 2020 FINANCIAL DETAIL REVIEW

A. GENERAL FUND (As of March 31, 2020)

REVENUE

1. **Real Estate Taxes:**
   - $5.3 million or 8.2% more than prior year to date;
   - The increase variance in this Fiscal 2020 from prior year is due to a return to a normalized receipt of real estate tax revenue after receiving increased property tax advance amounts in early calendar 2018 due to homeowners making accelerated tax payments in advance of the January 1, 2018 federal income tax law changes limiting state and local tax deductions. The Fiscal 2018 increase was followed by a decrease in Fiscal 2019, and now we are returning in Fiscal 2020 to a normalized property tax receipt pattern.
   - September receipts in both years include Shaker Plaza/Van Aken Plaza TIF payments. The September 2018 receipt included catch-up payments from the beginning of the TIF period.
   - 101.3% of estimated amount received this year vs. 98.3% last year;
   - $2.5 million or 3.8% above budget YTD due to a larger advance receipt in February 2020 as compared to February 2019; but only
   - $1.1 million above budget as projected through the end of the fiscal year due to higher than anticipated tax collections.

2. **Investment Earnings:**
   - $1,348,107 received this year;
   - $359,540 or 36.4% more than prior year;
   - 106.8% of estimated amount received this year vs. 89.9% last year;
   - $465,108 or 52.7% above budget for YTD; but only
   - $160,000 above budget as projected through the end of the fiscal year.
   - Cash-basis interest income varies month-to-month and year-to-year due to the varying maturity dates of the investment portfolio;
   - At their July 31, 2019 meeting, the Committee, as anticipated, decided to lower the target range by 0.25% for the federal funds rate to 2 to 2-1/4 percent. The Committee will conclude the reduction of its aggregate securities holdings in the System Open Market Account in August 2019, two months earlier than previously indicated**.** Again as anticipated by the markets, at its September 18, 2019 meeting, the Committee decided to lower the target range by 0.25% for the federal funds rate to 1-3/4 to 2 percent. And at its October 30, 2019 meeting, the Committee again decided to lower the target range by 0.25% for the federal funds rate to 1-1/2 to 1-3/4 percent. At its December 11, 2019 meeting, the Committee maintained the target range for the federal funds at 1-1/2 to 1-3/4 percent. Speculation about additional rate adjustments in 2020 has diminished given the FOMC's recent indication of a very little chance of a rate cut or hike for 2020. At its January 29, 2020 meeting, the Committee decided to maintain the target range for the federal funds at 1-1/2 to 1-3/4 percent. **At a special meeting on March 3, 2020, the Committee in response to the coronavirus pandemic lowered the target range for the federal**

funds by ½ percentage point (50 basis points) to a range 1 to 1-1/4 percent. Then on March 15, 2020, the Committee in further response to the coronavirus pandemic lowered the target range for the federal funds by 1 percentage point (100 basis points) to a range 0 to ¼ percent.

We continue to monitor all aspects of our portfolio and the interest rate markets, in consultation with our investment advisor, the RedTree Investment Group. Market Updates for March include:

- The Federal Reserve followed up their early rate cut by making another emergency rate cut, the Federal Funds rate is now back near zero. We had last seen this level in 2015.
- Interest rates are back to their historical lows as a result, with the 2-year US Treasury yield within 10 basis points of its historical low of 0.15%.
- The Federal Reserve has also taken steps to protect financial markets by providing funding programs to different parts of the debt markets including corporate and municipal bonds.

Operating Portfolio activity summary comments for this month include:

- Yield on invested securities decreased to 1.77% as a result of lower reinvestment yields.
- We have reached a healthy duration level for the portfolio and have diversified through CD's and longer dated US Agency callable securities.
- In this time of heightened uncertainty, we will continue to communicate frequently with the District for any liquidity needs. This applies to all portfolios at RedTree for Shaker Heights.

2017 Bond Proceeds Portfolio activity summary comments for this month include:

- The portfolio yield decreased to 1.13% as a result of maturities and sold securities.
- We are holding off on commercial paper purchases at this current time, new investments will be limited to US Treasury's, US Agency's and CD's.

2018 Bond Proceeds Portfolio activity summary comments for this month include:

- This account is mirroring the 2017 portfolio in reflecting lower reinvestment yields along with postponement of commercial paper purchases.

3. **Other Local Revenue:**

- $735,582 or 46.1% more than prior year, due primarily to $252,627 more received from the State for the SF-6, SF-14 & SF-14H payments, as compared to the prior fiscal year for the same time period; and $365,775 receipt in December of the sexennial reimbursement of county reappraisal fees. Also included in this line item are receipts in July 2019 of $12,000 and $2,000 in September 2019 for Energy Star rebates in connection with the Fall 2019 associated purchase and implementation of 1:1 Chromebooks for Grades 5 through 12 students.
- 103.7% of estimated amount received this year vs. 78.6% last year;
- $690,981 or 42.1% above budget for YTD; but only
- $175,000 above budget as projected through the end of the fiscal year, primarily due to a $200,000 favorable variance on the sexennial

reimbursement of county reappraisal fees received and the optional 1:1 Chromebook insurance fees collected, partially offset by unfavorable variances in other line items.

4. **State Foundation:**
   - $37,404 or 0.3% less than prior year;
   - 75.4% of estimated amount received this year vs. 75.2% last year;
   - $61,814 or 0.5% above budget for YTD; and
   - $76,593 above budget as projected through the end of the fiscal year.
   - State Foundation payments are merely estimates until the ADM counts are finalized and adjusted starting in January; however
   - The District is expected to receive approximately the same funding in Fiscal 2020 as in Fiscal 2019 in accordance with the new State biennial budget using the same school funding formula that continues the funding "guarantee".

5. **Homestead Exemption & Rollback (HERB):**
   - $39,461 or 0.9% less than prior year;
   - 49.8% of estimated amount received this year vs. 50.0% last year;
   - $39,395 or 0.9% below budget for YTD; and
   - $76,368 below budget as projected through the end of the fiscal year.

6. **Other State Revenue:**
   - $239,323 or 91.5% more than prior year primarily due to the $117,616 receipt in October and the $117,615 receipt in February representing the first and second half of the annual amount for the new Student Wellness & Success Funds enacted with the new State biennial budget;
   - 47.4% of estimated amount received this year vs. 26.5% last year;
   - $236,943 or 89.8% above budget for YTD; and
   - $237,869 above budget as projected through the end of the fiscal year due to the new Student Wellness & Success Funds.

7. **Federal Receipts:**
   - $403,676 or 91.3% less than prior year due to timing difference in Medicaid reimbursement payments received in early Fiscal 19 covering the last months of the 2017-18 school year combined with the receipt of the Fiscal 2016 settlement in January 2019.
   - 9.6% of estimated amount received this year vs. 125.2% last year;
   - $191,112 or 83.3% below budget for YTD; but
   - $17,500 above budget as projected through the end of the fiscal year.

8. **Total Revenue:**
   - $6.2 million or 7.2% more than prior year;
   - Variance due primarily to the return to a normalized receipt of real estate tax revenue after the January 1, 2018 federal income tax law changes limiting state and local tax deductions.
   - 91.5% of estimated amount received this year vs. 88.6% last year;
   - $3.8 million or 4.3% above budget for YTD, but only
   - $1.6 million or 1.65% above budget (excluding timing differences) as projected through the end of the fiscal year due to higher than anticipated property tax collections.

EXPENDITURES

9. **Salaries & Wages:**
   - Payrolls averaged $2,447,626 YTD this year vs. $2,342,781 for prior YTD, for a 4.5% increase from last year's payrolls for the same number of year-to-date pay dates;
   - Excluding sick leave severance payments, increase of 4.1% from prior year;
   - Overall change reflects cumulative effect of contractual and step increases, retirements and replacements that went into effect over the last 12 months as well as timing of supplemental contract payments;
   - YTD total salaries and wages (including severance payments) are $1.7 million or 3.9% above prior year, different from above due to timing of supplemental contract payments and grant fund chargebacks;
   - Variance due to increased salary and wage costs;
   - $184,969 or 0.4% above budget for YTD; but
   - $300,000 below budget as projected through the end of the fiscal year due to impact of estimated reductions in projected expenditures due to the school closure mandated as a result of the coronavirus pandemic.
   - Classified overtime paid in March 2020 was $18,353 less than March 2019, while the cumulative YTD payments totaled $88,905 less than the prior YTD;
   - Classified temporary wages this YTD are $166,674 less than last YTD, while certified temporary wages this YTD are $156,218 more than prior YTD;
   - Sick leave severance payments increased by $183,010 or 81.3% to $408,080 through this YTD from $225,070 for prior YTD;
   - Amount and timing of such payments vary from year to year depending on number of retirements.

10. **Fringe Benefits:**
   - $7,138 or 0.0% more than prior YTD;
   - $123,284 or 0.8% above budget for YTD; but
   - $44,474 below budget as projected through the end of the fiscal year due to impact of estimated reductions in projected expenditures due to the school closure mandated as a result of the coronavirus pandemic.

11. **Purchased Services:**
   - $555,105 or 5.7% more than prior YTD, due primarily to timing differences in payments for: $374,652 increase in professional services; $38,969 decrease in utilities; $159,712 increase in tuition; $127,822 decrease in pupil transportation; $236,266 increase in repairs & maintenance; $47,544 increase for professional development related travel; and $96,278 decrease in all other purchased services.
   - $402,709 or 4.1% above budget for YTD; but
   - $594,952 below budget as projected through the end of the fiscal year including due to impact of estimated reductions in projected expenditures due to the school closure mandated as a result of the coronavirus pandemic.

12. **Textbooks, Materials & Supplies:**
   - $245,248 or 10.6% less than prior YTD;
   - $453,511 or 18.0% below budget for YTD; but only
   - $50,000 below budget as projected through the end of the fiscal year including due to net impact of estimated increases in projected

expenditures due to the school closure mandated as a result of the coronavirus pandemic.

13. **Capital Outlay:**
    - $628,687 or 33.1% less than prior YTD;
    - $196,091 or 18.3% above budget for YTD; and
    - $400,000 above budget as projected through the end of the fiscal year including due to net impact of estimated increases in projected expenditures due to the school closure mandated as a result of the coronavirus pandemic.

14. **Other Expenses:**
    - $14,531 or 0.8% more than prior YTD;
    - $52,945 or 2.8% below budget for YTD; but
    - $25,000 above budget as projected through the end of the fiscal year.

15. **Transfers Out:**
    - $25,000 or 13.9% more than prior YTD, due to increase in Fund 300, Athletics transfer amount in September;
    - $10,000 or 4.7% below budget for YTD; and
    - $10,000 below budget as projected through the end of the fiscal year.

16. **Total Expenditures:**
    - $1.4 million or 1.9% more than prior YTD;
    - Variance due to timing differences in payments and expected growth in certain expenses, primarily salaries, fringe benefits and purchased services as described above;
    - $390,597 or 0.5% above budget for YTD; but
    - $574,426 or 0.58% below budget as projected through the end of the fiscal year including due to net decrease of estimated decreases and increases in projected expenditures due to the school closure mandated as a result of the coronavirus pandemic.
    - Outstanding Encumbrances current month-end total of $13.5 million, which includes $3.4 million for Professional & Technical Services and $2.2 million for out-of-district tuition, total $5.8 million more than prior year.
    - Encumbrance variance primarily attributable to $0.4 million increase in out-of-district tuition, $0.5 million increase in pupil transportation, $0.8 million increase in capital outlay, $1.9 million increase in textbooks, materials & supplies, and $1.4 million increase in professional & technical services.

B. <u>CASH BALANCES</u>

1. Cash Balance: Cash balance reflects an increase of $5.0 million from that of one year ago. This is due to the $0.3 million higher beginning of year balance, increased by the $4.7 million larger excess of revenues over expenditures for the current YTD vs. the prior YTD.

2. Cash Deficits - Grant Funds: The following cash deficits are due to a delay in the receipt of state or federal fund cash requests from the State: Fund 499 - $2,747; Fund 516 - $101,336; Fund 551 - $1,159; Fund 572 - $54,726; Fund 587 - $1,843; Fund 590 - $7,442; and Fund 599 - $0.

C. OTHER ITEMS

1. eFinancePlus Conversion System Status Update:
We continue to successfully process payrolls under the new eFP system gaining proficiency with the new system each paydate. We also continue to successfully process the accounting monthend under the new eFP accounting module, all working remotely from home during the coronavirus pandemic closure period. Since we have been forced to work remotely, we are taking this opportunity to modify procedures and adopt features of the eFP system to implement as many paperless processes as possible. This month we successfully converted from processing the payment of employee expense reimbursements from paper checks to direct deposit to the employee's bank account utilizing an application link to the payroll system. An ongoing project is to convert all vendors to electronic ordering and invoicing procedures replacing the paper-based process heretofore utilized. Future projects include implementation of the Purchasing Card application to process the District's credit cards and the eFP Fixed Asset application for tracking District assets.

2. RFP issued for Fiscal 2020 District Financial Audit:
The Auditor of State periodically outsources audits to Independent Public Accounting firms (IPA's). They have selected the District's financial audit to be outsourced for the 6/30/20 fiscal year (for up to the next five years) to be conducted by an Independent Public Accountant (IPA). The Request For Proposal (RFP) was issued on April 15th to the following firms:

- Canter & Associates;
- Charles E. Harris & Associates, Inc.;
- Clark, Schaefer, Hackett & Co.;
- James G. Zupka, CPA, Inc.; and
- Rea & Associates.

The pre-bid conference is scheduled for April 28th with the bids due by May 8th.

3. Annual Information Filing (AIF) Filed in March:
In compliance with the continuing reporting obligation related to its outstanding general obligation debt (the $30 million bonds issued in 2018 and the remaining balance of the 2004 bond issue), the District issued the Annual Information Filing for the fiscal year ended 6/30/19 in late March. A copy of the report, which is prepared in conjunction with the District's bond counsel, John Larson of Squire Patton Boggs, is attached to the end of this month's Financial Report for your reference.

4. House Bill No. 412 Five-Year Financial Forecast:
In accordance with House Bill No. 412, which requires districts to submit a five-year forecast to the Ohio Department of Education by the end of November and then again before May 31st, the current updated version is included on the May 12th agenda for Board approval. The forecast and assumptions were reviewed and consensus approved by the Finance & Audit Committee at their April 22nd meeting. A brief presentation on the forecast will be given at the Board meeting.

2. CHARTS

SHAKER HEIGHTS CITY SCHOOL DISTRICT
GENERAL FUND CASH BALANCE

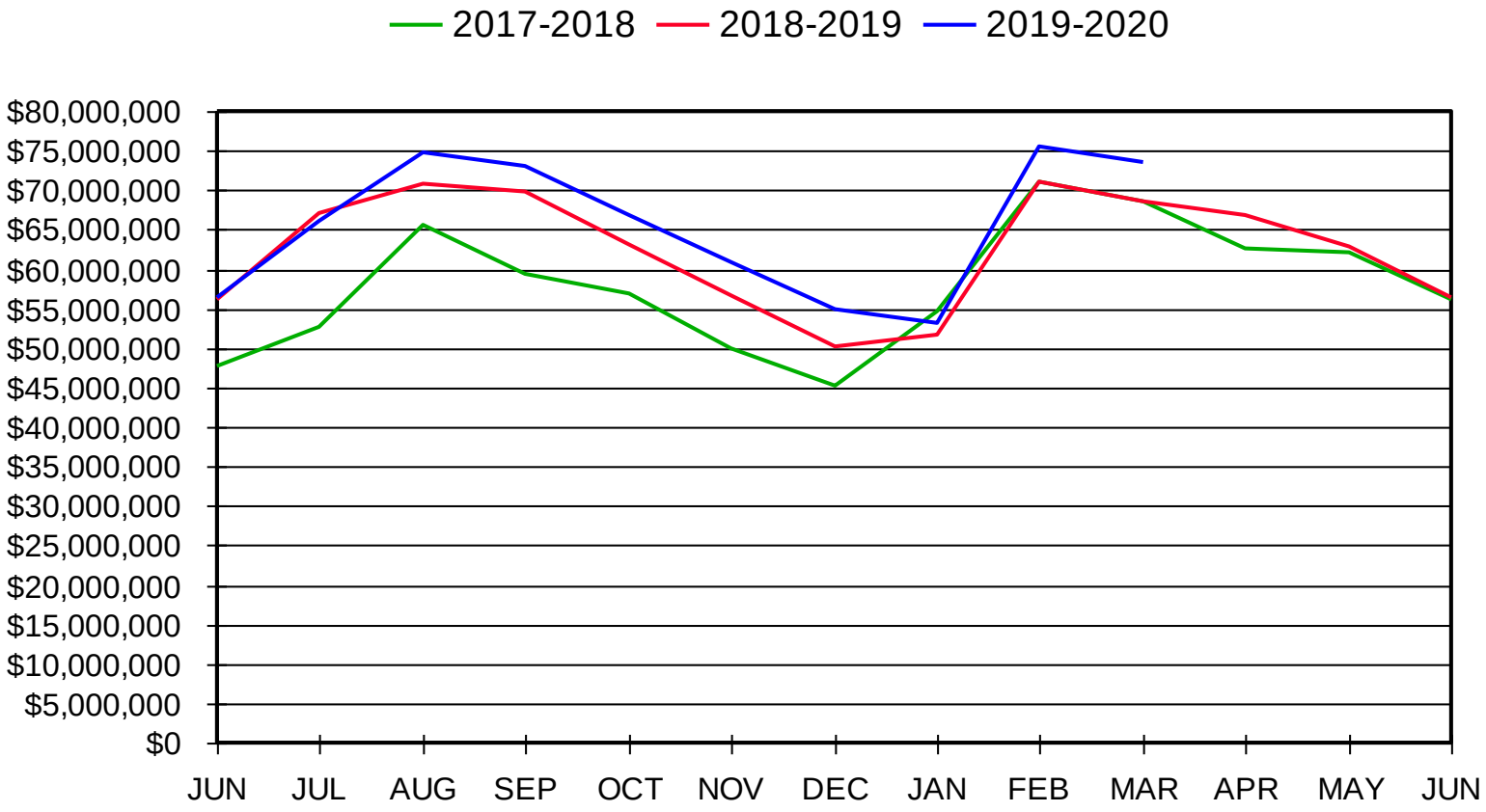

March 31, 2020

SHAKER HEIGHTS CITY SCHOOL DISTRICT

GENERAL FUND

(Fiscal Year to Date)

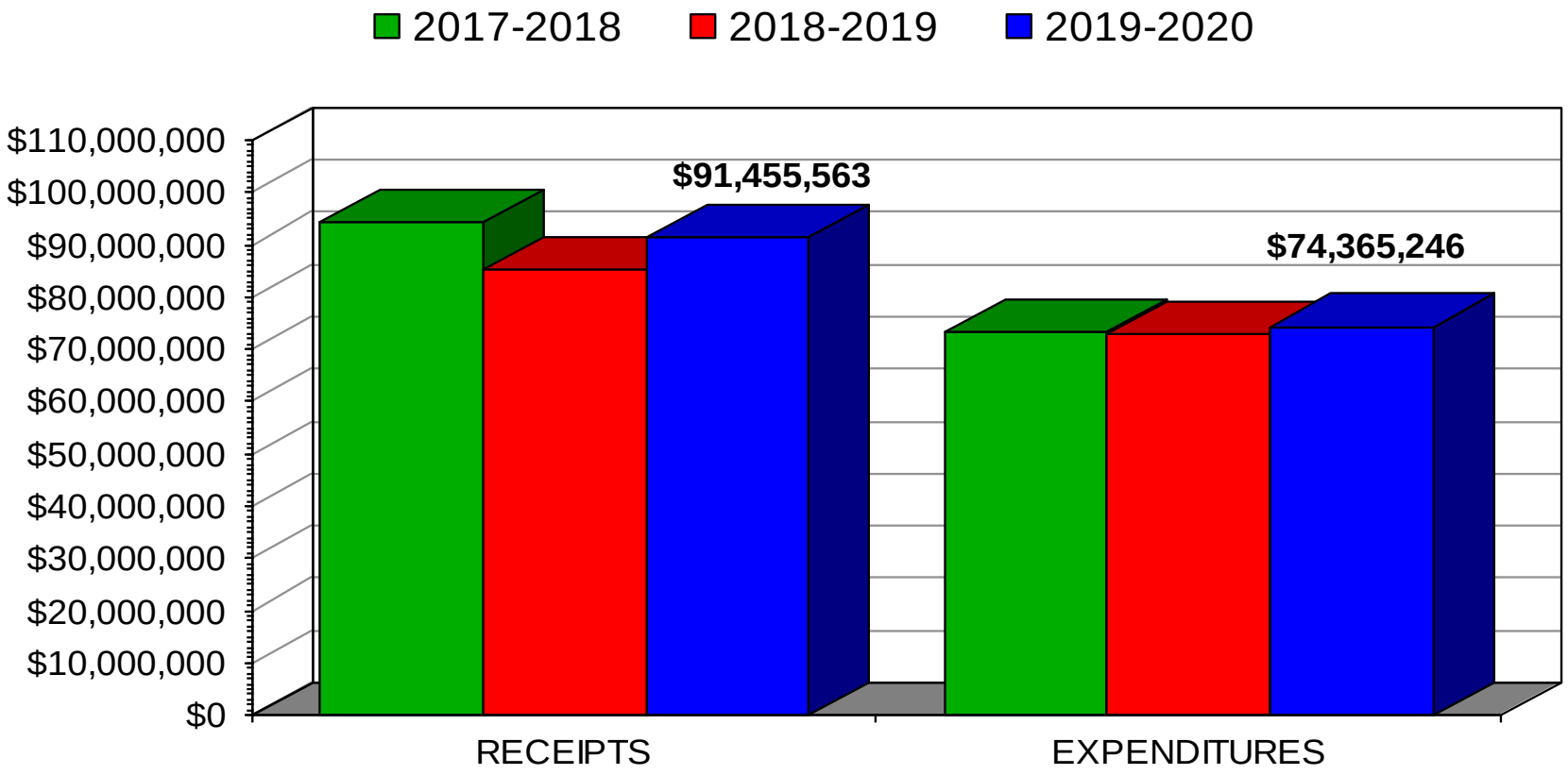

March 31, 2020

SHAKER HEIGHTS CITY SCHOOL DISTRICT
GENERAL FUND RECEIPTS

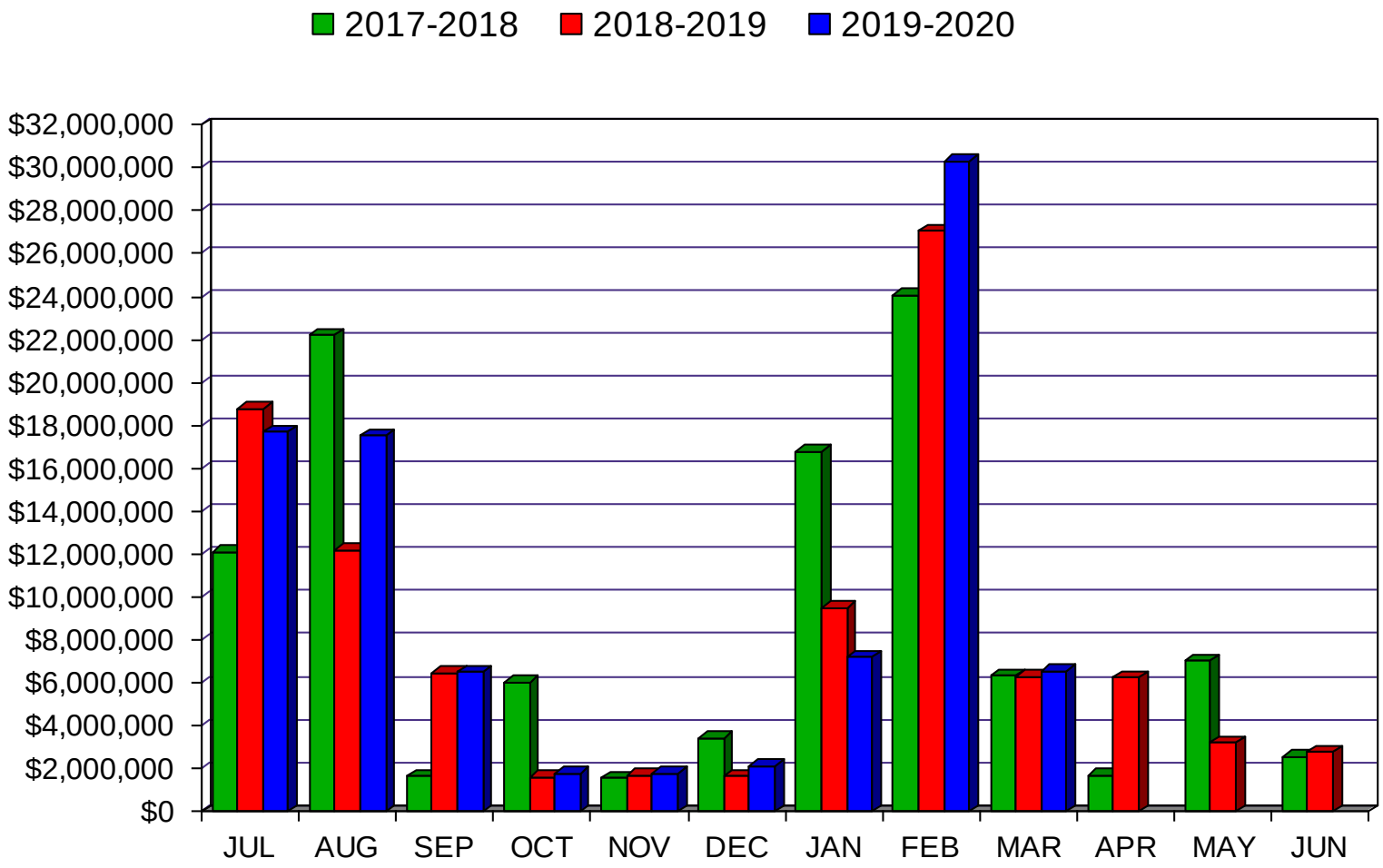

March 31, 2020

SHAKER HEIGHTS CITY SCHOOL DISTRICT
GENERAL FUND EXPENDITURES

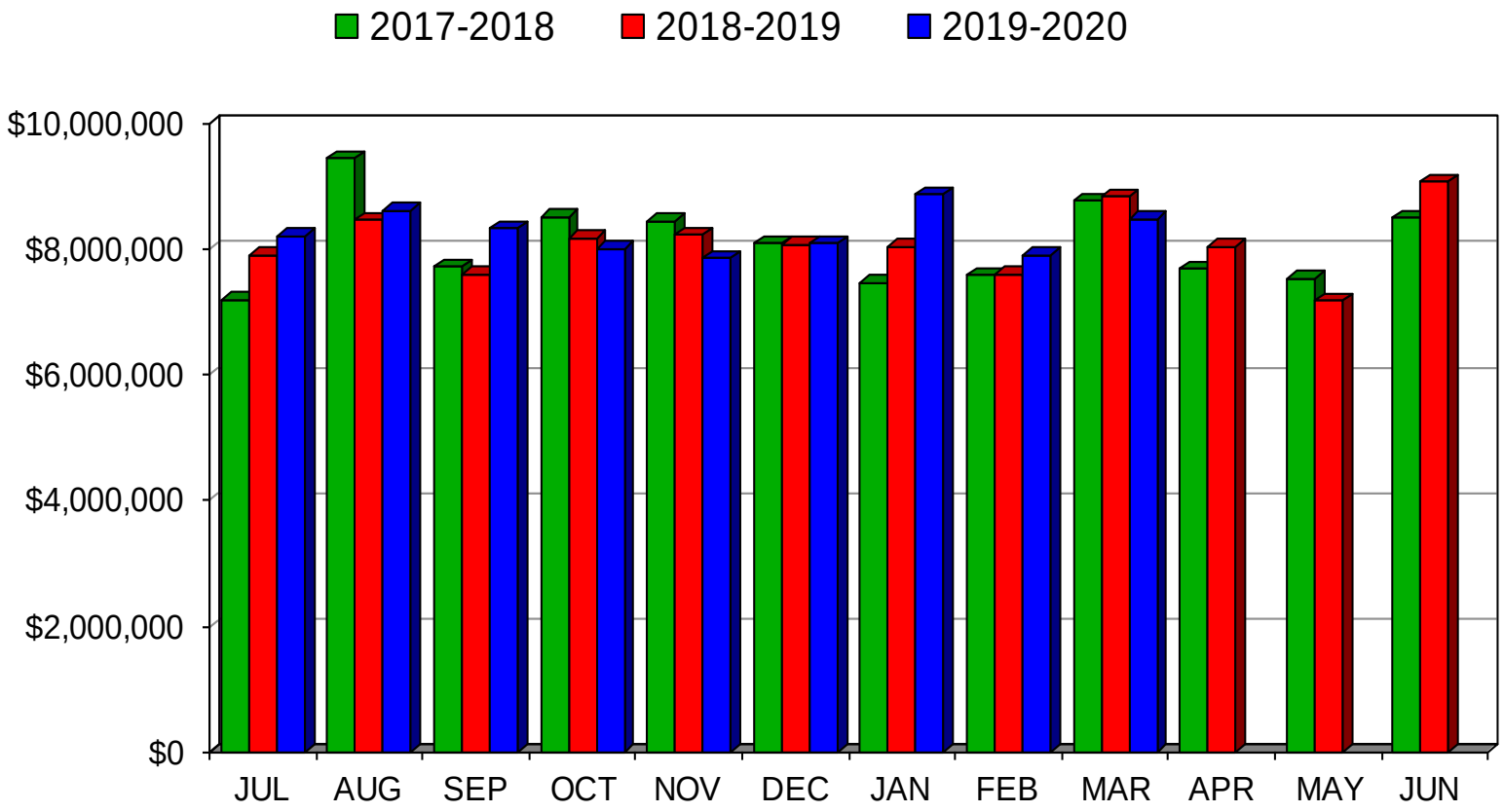

March 31, 2020

3. CONSOLIDATED INVESTMENT PORTFOLIO

Monthly Investment Report

March 2020

Operating Funds

Security	Coupon	Call Date	Maturity Date	Trade Date	Quantity	Cost Basis	Market Value	Yield at Cost	Wtd Maturity
CASH									
STAR Ohio-General					$8,115,068.55	$8,115,068.55	$8,115,068.55	1.01	0.00
Huntington - Operating					$9,600,973.57	$9,600,973.57	$9,600,973.57	0.05	0.00
Cash Subtotal					**$17,716,042.12**	**$17,716,042.12**	**$17,716,042.12**	**0.49%**	**0.00**
SHAKER HEIGHTS CASH TOTAL					**$17,716,042.12**	**$17,716,042.12**	**$17,716,042.12**	**0.49%**	**0.00**
REDTREE OPERATING PORTFOLIO									
CERTIFICATES OF DEPOSIT									
American Express Nat'l Bank, UT (formerly AmEx Centurion Bank)	1.95		4/30/2020	4/30/2015	$247,000.00	$247,000.00	$247,214.40	1.95	0.08
CIT Bank, UT	2.30		7/30/2020	7/30/2015	$247,000.00	$247,000.00	$248,058.15	2.30	0.33
Capital One, NA, Mclean, VA	2.30		8/5/2020	8/5/2015	$247,000.00	$247,000.00	$247,679.74	2.30	0.35
Great Southern Bank, MO	0.80		9/30/2020	3/23/2020	$248,000.00	$248,000.00	$247,684.79	0.80	0.50
CIBC Bank USA, IL	2.50		11/23/2020	5/20/2019	$246,000.00	$245,975.40	$248,243.03	2.51	0.64
Wex Bank, UT	2.50		12/7/2020	5/30/2019	$246,000.00	$245,975.40	$248,373.65	2.51	0.68
Beal Bank, NV	1.65		2/10/2021	2/10/2020	$245,000.00	$245,000.00	$246,013.56	1.65	0.86
Bank OZK, AR	1.70		3/1/2021	1/23/2020	$249,000.00	$248,975.10	$250,131.95	1.72	0.91
First Republic Bank, CA	0.80		3/19/2021	3/19/2020	$248,000.00	$248,000.00	$246,963.61	0.80	0.96
Texas Capital Bank, TX	0.85		3/19/2021	3/16/2020	$247,000.00	$246,876.50	$246,087.33	0.90	0.96
SB One Bank, NJ	0.90		3/23/2021	3/20/2020	$247,000.00	$247,000.00	$246,183.17	0.90	0.98
Cadence Bank NA, AL	0.90		3/26/2021	3/23/2020	$247,000.00	$247,000.00	$246,165.14	0.90	0.98
Penn Community Bank, PA	0.85		3/26/2021	3/23/2020	$247,000.00	$247,000.00	$246,043.12	0.85	0.98
Opus Bank, CA	1.20		3/30/2021	3/23/2020	$249,000.00	$249,000.00	$248,880.23	1.20	0.99
Safra National Bank, NY	1.20		3/30/2021	3/23/2020	$245,000.00	$245,000.00	$244,881.66	1.20	0.99
Texas Exchange Bank Crowley	0.95		3/31/2021	3/23/2020	$249,000.00	$249,000.00	$248,257.98	0.95	0.99
Pinnacle Bank, TN	1.65		5/14/2021	2/7/2020	$249,000.00	$248,975.10	$249,853.57	1.66	1.10
Investors Bank, NJ	2.40		5/17/2021	5/15/2019	$247,000.00	$246,851.80	$250,141.10	2.43	1.10
Flagstar Bank FSB, MI	2.45		5/24/2021	5/20/2019	$246,000.00	$245,950.80	$249,316.33	2.46	1.12
Federal Savings Bank, IL	2.50		5/28/2021	5/16/2019	$249,000.00	$248,850.60	$252,540.03	2.54	1.14
Synovus Bank, GA	2.40		6/17/2021	6/5/2019	$245,000.00	$244,926.50	$248,325.38	2.42	1.19
Cathay Bank, CA	1.60		8/30/2021	2/28/2020	$247,000.00	$246,950.60	$248,069.02	1.61	1.40
Cross River Bank, NJ	1.85		9/20/2021	9/16/2019	$247,000.00	$246,876.50	$248,994.52	1.88	1.45
Medallion Bank, UT	1.70		10/12/2021	10/22/2019	$249,000.00	$248,813.25	$250,498.23	1.74	1.50
Raymond James Bank, FL	1.70		11/8/2021	11/7/2019	$247,000.00	$246,938.25	$248,521.03	1.71	1.57
Wells Fargo Bank, SD	1.80		11/16/2021	11/14/2016	$249,000.00	$248,800.80	$250,951.66	1.82	1.59
Insbank, TN	0.90		12/27/2021	3/23/2020	$248,000.00	$248,000.00	$246,183.65	0.90	1.72
Preferred Bank, CA	1.70		12/31/2021	12/16/2019	$249,000.00	$249,000.00	$250,613.02	1.71	1.71
Ally Bank, UT	2.90		1/31/2022	1/28/2019	$246,000.00	$245,569.50	$252,972.87	2.96	1.78
Citibank NA, SD	2.90		2/7/2022	2/1/2019	$246,000.00	$245,754.00	$253,037.08	2.94	1.80
MutualBank, IN	1.60		2/22/2022	2/19/2020	$249,000.00	$248,950.20	$250,210.89	1.62	1.85
TIAA FSB, FL	2.85		2/22/2022	2/11/2019	$246,000.00	$245,754.00	$252,944.33	2.89	1.84
Morgan Stanley Bank, UT	2.80		3/14/2022	3/8/2019	$246,000.00	$245,680.20	$252,911.62	2.85	1.90
Centerstate Bank, FL	1.00		3/21/2022	3/19/2020	$248,000.00	$248,000.00	$246,326.50	1.00	1.95
Sallie Mae Bank, UT	2.75		3/21/2022	3/12/2019	$246,000.00	$245,569.50	$252,730.07	2.81	1.92
CIT Bank NA, CA	1.05		3/28/2022	3/23/2020	$248,000.00	$247,950.40	$246,538.54	1.06	1.97
Salisbury Bank & Trust, CT	1.00		3/28/2022	3/23/2020	$248,000.00	$248,000.00	$246,294.50	1.00	1.97
mBank, MI	1.10		3/28/2022	3/23/2020	$249,000.00	$248,950.20	$247,779.65	1.11	1.96
Berkshire Bank, MA	1.20		3/31/2022	3/23/2020	$248,000.00	$247,814.00	$247,264.18	1.24	1.97
Marlin Business Bank, UT	2.50		5/9/2022	5/6/2019	$249,000.00	$248,638.95	$254,892.83	2.56	2.04
Enerbank USA, UT	1.70		9/13/2022	9/13/2019	$249,000.00	$247,879.50	$250,827.16	1.86	2.39
BMW Bank of North America, UT	1.85		9/20/2022	9/16/2019	$247,000.00	$246,382.50	$249,715.52	1.94	2.41
Lakeland Bank, NJ	1.00		9/27/2022	3/23/2020	$248,000.00	$248,000.00	$245,575.30	1.00	2.45
Nicolet National Bank, WI	0.90		9/27/2022	3/23/2020	$249,000.00	$249,000.00	$245,957.22	0.90	2.45
EagleBank, MD	1.85		10/4/2022	9/26/2019	$249,000.00	$248,626.50	$251,755.68	1.91	2.44
Live Oak Banking Co, NC	1.85		10/11/2022	9/26/2019	$249,000.00	$248,564.25	$251,764.65	1.92	2.45
Wells Fargo Natl Bank West, NV	1.80		12/13/2022	12/6/2019	$249,000.00	$248,502.00	$251,504.69	1.88	2.62
Luana Savings Bank, IA	2.25		12/21/2022	6/11/2019	$247,000.00	$246,814.75	$252,446.35	2.27	2.62
Third Federal Savings & Loan, OH	2.80		2/28/2023	3/1/2019	$246,000.00	$245,532.60	$255,509.62	2.85	2.79
Fulton Bank, PA	2.85		3/7/2023	2/22/2019	$246,000.00	$245,569.50	$255,937.91	2.90	2.82
Comenity Capital Bank, UT	2.85		3/15/2023	3/4/2019	$249,000.00	$248,564.25	$259,120.85	2.91	2.82
Bank Leumi USA, NY	1.45		3/31/2023	3/23/2020	$248,000.00	$247,628.00	$248,000.00	1.50	2.92
Morgan Stanley Private Bank, NY	2.75		4/4/2023	3/26/2019	$246,000.00	$245,508.00	$255,384.65	2.80	2.85
Bank of New England, NH	2.55		5/23/2023	5/6/2019	$249,000.00	$248,526.90	$257,364.91	2.61	3.01
Enterprise Bank & Trust, MO	1.80		11/8/2023	10/23/2019	$249,000.00	$249,000.00	$251,792.29	1.81	3.46
Celtic Bank, UT	1.80		12/27/2023	12/13/2019	$249,000.00	$248,937.75	$251,833.62	1.81	3.59
Merrick Bank, UT	1.85		12/29/2023	1/2/2020	$249,000.00	$248,564.25	$252,288.79	1.90	3.60
Goldman Sachs Bank USA, NY	3.10		2/13/2024	2/14/2019	$246,000.00	$245,926.20	$260,820.76	3.11	3.64
State Bank of India, NY	3.15		2/28/2024	3/1/2019	$246,000.00	$245,508.00	$261,422.48	3.20	3.68
Axos Bank, CA	1.60		3/26/2024	3/18/2020	$249,000.00	$249,000.00	$249,970.10	1.61	3.84
UBS Bank USA, UT	2.90		4/3/2024	3/18/2019	$249,000.00	$248,352.60	$262,548.84	2.97	3.76
Capital One Bank USA, Glen Allen, VA	2.65		5/22/2024	5/21/2019	$246,000.00	$244,856.10	$257,252.04	2.75	3.89
Bell Bank, ND	1.10		3/26/2025	3/23/2020	$249,000.00	$249,000.00	$243,632.06	1.10	4.82
Pacific Enterprise Bank, CA	1.15		3/31/2025	3/23/2020	$249,000.00	$248,875.50	$244,210.98	1.16	4.82
Brokered Certificates of Deposit Subtotal					**$15,847,000.00**	**$15,834,486.70**	**$16,021,408.58**	**1.90%**	**2.01**
COMMERCIAL PAPER									
Toyota Motor Credit	-		4/9/2020	7/16/2019	$585,000.00	$575,888.63	$584,842.05	2.13	0.02
JP Morgan	-		6/15/2020	11/18/2019	$1,300,000.00	$1,286,122.50	$1,295,723.00	1.85	0.21
Toyota Motor Credit	-		7/24/2020	1/28/2020	$745,000.00	$738,590.52	$741,558.10	1.76	0.32
Coca Cola Company	-		8/19/2020	12/17/2019	$2,400,000.00	$2,370,972.00	$2,388,048.00	1.79	0.39
TD USA	-		10/21/2020	2/21/2020	$1,000,000.00	$989,267.50	$994,530.00	1.61	0.56
Toyota Motor Credit	-		11/10/2020	2/14/2020	$770,000.00	$760,586.75	$765,179.80	1.65	0.62
Coca Cola Company	-		11/12/2020	2/20/2020	$3,000,000.00	$2,963,646.66	$2,981,070.00	1.66	0.62
MUFG Bank	-		11/20/2020	2/25/2020	$1,780,000.00	$1,758,852.12	$1,768,358.80	1.61	0.65
Commercial Paper Subtotal					**$11,580,000.00**	**$11,443,926.68**	**$11,519,309.75**	**1.73%**	**0.48**
MONEY MARKET FUNDS									
First American Treasury Obligations Fund	-				$2,117,849.10	$2,117,849.10	$2,117,849.10	0.28	0.00
Money Market Subtotal					**$2,117,849.10**	**$2,117,849.10**	**$2,117,849.10**	**0.28%**	**0.00**
U.S. GOVERNMENT AGENCY NOTES									
Federal Natl Mtg Assoc	1.42	4/27/2020	7/27/2020	7/25/2016	$2,000,000.00	$2,000,000.00	$2,002,061.52	1.42	0.32
Federal Natl Mtg Assoc	1.40	5/28/2020	8/28/2020	8/26/2016	$3,700,000.00	$3,700,000.00	$3,707,397.48	1.4	0.41
Federal Natl Mtg Assoc	1.50		11/30/2020	8/1/2019	$2,500,000.00	$2,483,700.00	$2,516,844.57	2.00	0.66
Federal Natl Mtg Assoc	1.60	5/24/2020	8/24/2021	8/26/2016	$3,380,000.00	$3,380,000.00	$3,386,095.73	1.60	1.38
Federal Home Ln Bank	1.65	5/18/2020	2/18/2022	2/25/2020	$800,000.00	$800,000.00	$800,445.15	1.65	1.84
Federal Farm Credit Bank	1.00	6/11/2020	3/11/2022	3/16/2020	$2,000,000.00	$2,000,000.00	$2,000,357.20	1	1.92
Federal Farm Credit Bank	1.00	6/23/2020	3/23/2022	3/23/2020	$500,000.00	$500,000.00	$500,075.72	1.00	1.96
Federal Home Ln Mtg	1.15	6/30/2020	3/30/2022	3/30/2020	$500,000.00	$500,000.00	$500,023.77	1.15	1.97
Federal Farm Credit Bank	2.50	5/20/2020	5/20/2022	5/20/2019	$3,000,000.00	$3,000,000.00	$3,008,035.83	2.50	2.05
Federal Home Ln Mtg	2.40	6/10/2020	6/10/2022	6/7/2019	$3,000,000.00	$3,000,000.00	$3,010,576.92	2.40	2.11
Federal Home Ln Bank	2.00	4/28/2020	10/28/2022	10/29/2019	$2,340,000.00	$2,340,000.00	$2,342,620.73	2.00	2.48
Federal Home Ln Bank	1.80	11/18/2020	11/18/2022	11/18/2019	$2,500,000.00	$2,500,000.00	$2,520,230.40	1.80	2.55
Federal Home Ln Mtg	2.12	8/7/2020	2/7/2023	8/6/2019	$3,000,000.00	$3,000,000.00	$3,013,065.21	2.12	2.75
Federal Farm Credit Bank	1.24	3/10/2021	3/10/2023	3/10/2020	$2,000,000.00	$2,000,000.00	$2,008,322.10	1.24	2.88
Federal Farm Credit Bank	1.00	3/24/2021	3/24/2023	3/23/2020	$1,500,000.00	$1,500,000.00	$1,505,350.54	1.00	2.93
Federal Farm Credit Bank	2.40	6/19/2020	6/19/2023	6/27/2019	$3,500,000.00	$3,499,125.00	$3,509,617.61	2.41	3.06
Federal Farm Credit Bank	2.00	9/3/2020	9/3/2024	9/4/2019	$1,550,000.00	$1,549,457.50	$1,558,140.40	2.01	4.21
Federal Home Ln Bank	1.92	1/21/2021	1/21/2025	1/22/2020	$2,000,000.00	$1,999,000.00	$2,019,234.36	1.93	4.56
Federal Farm Credit Bank	1.64	3/3/2021	3/3/2025	3/3/2020	$500,000.00	$500,000.00	$503,039.65	1.64	4.71
Federal Farm Credit Bank	1.50	3/5/2021	3/5/2025	3/5/2020	$840,000.00	$840,000.00	$841,350.06	1.50	4.73
U.S. Government Agency Notes Subtotal					**$41,110,000.00**	**$41,091,282.50**	**$41,252,884.95**	**1.81%**	**2.23**
U.S. TREASURY NOTES									
US Treasury Note	1.12		2/28/2021	12/27/2019	$750,000.00	$745,371.10	$757,031.26	1.66	0.91
U.S. Treasury Notes Subtotal					**$750,000.00**	**$745,371.10**	**$757,031.26**	**1.66%**	**0.91**
REDTREE OPERATING PORTFOLIO TOTAL					**$71,404,849.10**	**$71,232,916.08**	**$71,668,483.64**	**1.77%**	**1.82**

Monthly Investment Report

March 2020

Bond Proceeds Accounts

Security	Coupon	Call Date	Maturity Date	Trade Date	Quantity	Cost Basis	Market Value	Yield at Cost	Wtd Maturity
REDTREE 2017 BOND PROCEEDS PORTFOLIO									
COMMERCIAL PAPER									
JP Morgan	-		4/21/2020	10/24/2019	$600,000.00	$594,360.00	$599,598.00	1.90	0.06
Toyota Motor Credit	-		5/19/2020	8/23/2019	$500,000.00	$492,912.50	$498,965.00	1.92	0.14
Royal Bank of Canada (RBC)	-		6/19/2020	12/16/2019	$300,000.00	$297,179.00	$298,959.00	1.84	0.22
Citigroup	-		6/24/2020	10/21/2019	$820,000.00	$809,310.39	$816,974.20	1.93	0.24
TD USA	-		6/26/2020	10/22/2019	$1,200,000.00	$1,184,458.67	$1,195,476.00	1.90	0.24
MUFG Bank	-		8/17/2020	11/25/2019	$180,000.00	$177,499.60	$179,116.20	1.91	0.38
MUFG Bank	-		11/6/2020	2/11/2020	$1,020,000.00	$1,007,271.82	$1,013,737.20	1.69	0.61
Commercial Paper Subtotal					**$4,620,000.00**	**$4,562,991.98**	**$4,602,825.60**	**1.86%**	**0.29**
MONEY MARKET FUNDS									
First American Treasury Obligations Fund	-				$3,988,511.33	$3,988,511.33	$3,988,511.33	0.28	0.00
Money Market Subtotal					**$3,988,511.33**	**$3,988,511.33**	**$3,988,511.33**	**0.28%**	**0.00**
REDTREE 2017 BOND PROCEEDS PORTFOLIO TOTAL					**$8,608,511.33**	**$8,551,503.31**	**$8,591,336.93**	**1.13%**	**0.16**
REDTREE 2018 BOND PROCEEDS PORTFOLIO									
COMMERCIAL PAPER									
MUFG Bank	-		5/19/2020	8/26/2019	$550,000.00	$541,678.50	$548,861.50	2.07	0.14
Royal Bank of Canada (RBC)	-		6/19/2020	12/16/2019	$950,000.00	$941,066.84	$946,703.50	1.84	0.22
MUFG Bank	-		6/26/2020	11/4/2019	$400,000.00	$395,065.00	$398,492.00	1.91	0.24
TD USA	-		6/26/2020	10/22/2019	$1,040,000.00	$1,026,530.85	$1,036,079.20	1.90	0.24
Citigroup	-		8/3/2020	11/14/2019	$500,000.00	$493,169.31	$497,795.00	1.90	0.35
TD USA	-		8/17/2020	11/21/2019	$2,150,000.00	$2,120,813.75	$2,139,443.50	1.83	0.38
JP Morgan	-		10/5/2020	1/10/2020	$630,000.00	$621,620.65	$626,824.80	1.80	0.52
MUFG Bank	-		11/6/2020	2/11/2020	$1,060,000.00	$1,046,772.67	$1,053,491.60	1.69	0.61
Commercial Paper Subtotal					**$7,280,000.00**	**$7,186,717.57**	**$7,247,691.10**	**1.85%**	**0.36**
MONEY MARKET FUNDS									
First American Treasury Obligations Fund					$810,300.86	$810,300.86	$810,300.86	0.28	0.00
Money Market Subtotal					**$810,300.86**	**$810,300.86**	**$810,300.86**	**0.28%**	**0.00**
REDTREE 2018 BOND PROCEEDS PORTFOLIO TOTAL					**$8,090,300.86**	**$7,997,018.43**	**$8,057,991.96**	**1.69%**	**0.32**
REDTREE INVESTMENT PORTFOLIO's TOTAL					**$88,103,661.29**	**$87,781,437.82**	**$88,317,812.53**	**1.70%**	**1.52**
SHAKER HEIGHTS GRAND TOTAL					**$105,819,703.41**	**$105,497,479.94**	**$106,033,854.65**	**1.50%**	**1.26**

Monthly Summary

March 2020

Market Update

- The Federal Reserve followed up their early rate cut by making another emergency rate cut, the Federal Funds rate is now back near zero. We had last seen this level in 2015.
- Interest rates are back to their historical lows as a result, with the 2-year US Treasury yield within 10 basis points of its historical low of 0.15%.
- The Federal Reserve has also taken steps to protect financial markets by providing funding programs to different parts of the debt markets including corporate and municipal bonds.

Operating Portfolio: Summary of Monthly Activity

- Yield on invested securities decreased to 1.77% as a result of lower reinvestment yields.
- We have reached a healthy duration level for the portfolio and have diversified through CD's and longer dated US Agency callable securities.
- In this time of heightened uncertainty, we will continue to communicate frequently with the District for any liquidity needs. This applies to all portfolios at RedTree for Shaker Heights.

2017 Bond Proceeds: Summary of Monthly Activity

- The portfolio yield decreased to 1.13% as a result of maturities and sold securities.
- We are holding off on commercial paper purchases at this current time, new investments will be limited to US Treasury's, US Agency's and CD's.

2018 Bond Proceeds: Summary of Monthly Activity

- This account is mirroring the 2017 portfolio in reflecting lower reinvestment yields along with postponement of commercial paper purchases.

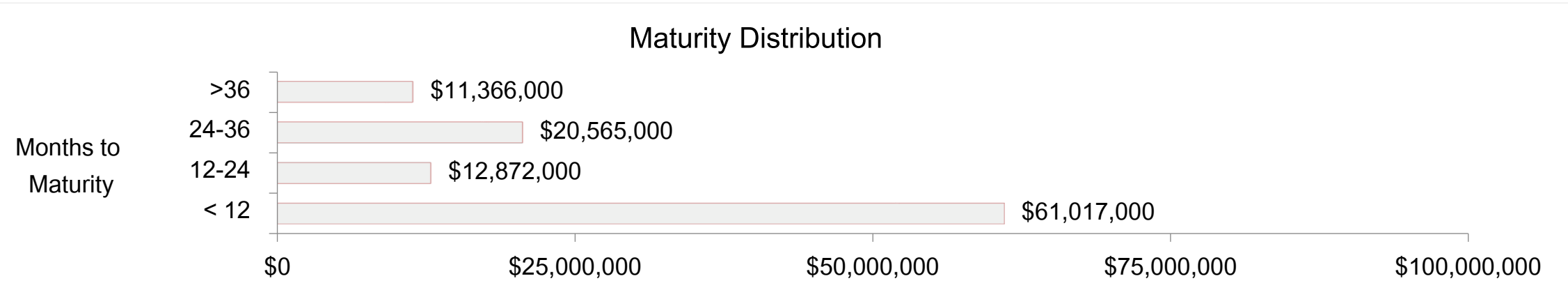

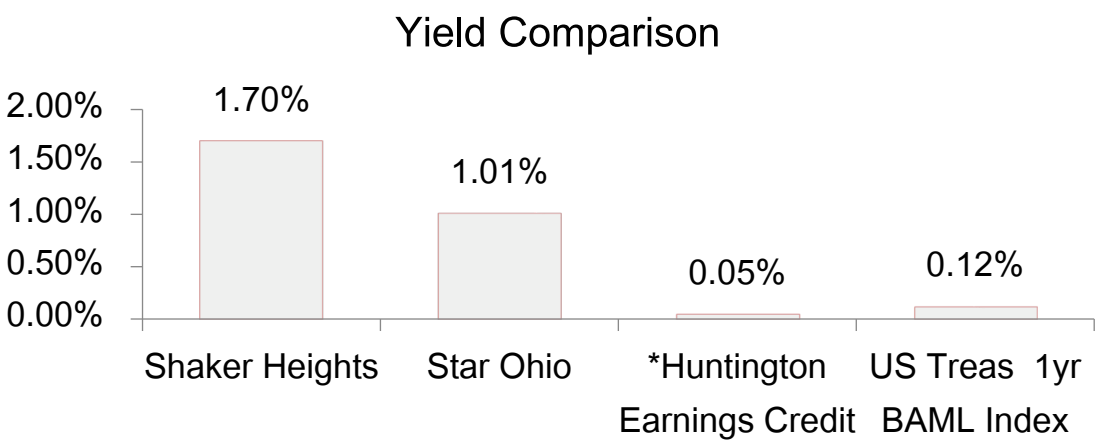

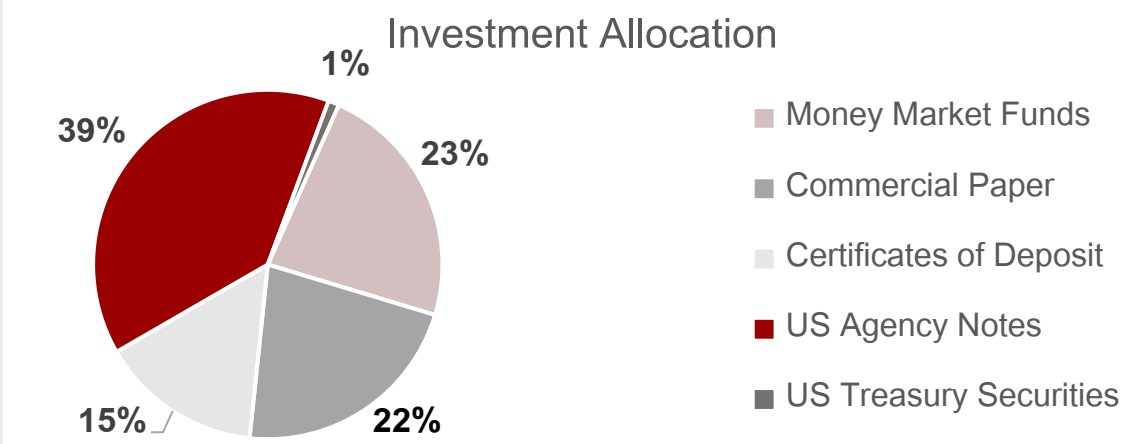

**Earnings credit to offset bank charges; does not pay actual interest*

Monthly Transaction Summary

Operating Portfolio

March 2020

Redeemed Securities : Sales, Calls, and Maturities					
Security	**Maturity Date**	**CUSIP**	**Date**	**Original Cost Basis**	**Income Received**
BNP Paribas	9/24/2020	09659BJQ4	3/9/2020	$938,860.72	$5,887.89
BNP Paribas	6/22/2020	09659BFN5	3/9/2020	$2,967,624.99	$24,062.52
Federal Farm Credit Bank	10/19/2020	3133EF3Q8	3/11/2020	$3,280,000.00	$19,924.18
Federal Farm Credit Bank	3/23/2022	3133ELUL6	3/30/2020	$500,000.00	$97.23
Federal Home Ln Bank	6/23/2021	3130AH5N9	3/23/2020	$2,599,740.00	$26,000.00
Federal Home Ln Mtg	9/29/2020	3134GBH21	3/24/2020	$832,077.50	$6,900.35
Natixis NY	6/22/2020	63873JFN5	3/10/2020	$2,418,583.14	$19,000.37
Royal Bank of Canada (RBC)	3/2/2020	78009AC28	3/2/2020	$987,280.00	$12,720.00
Total Redeemed Securities				**$14,524,166.35**	**$114,592.54**

Purchased Securities					
Security	**Maturity Date**	**CUSIP**	**Date**	**Cost Basis**	**Projected Annual Income**
Axos Bank, CA	3/26/2024	05465DAJ7	3/26/2020	$249,000.00	$3,984.00
Bank Leumi USA, NY	3/31/2023	063248KR8	3/31/2020	$247,628.00	$3,596.00
Bell Bank, ND	3/26/2025	07815ABE6	3/26/2020	$249,000.00	$2,739.00
Berkshire Bank, MA	3/31/2022	084601WX7	3/27/2020	$247,814.00	$2,976.00
CIT Bank NA, CA	3/28/2022	12556LBU9	3/26/2020	$247,950.40	$2,604.00
Cadence Bank NA, AL	3/26/2021	12738RFW9	3/27/2020	$247,000.00	$2,223.00
Centerstate Bank, FL	3/21/2022	15201QCD7	3/20/2020	$248,000.00	$2,480.00
Federal Farm Credit Bank	3/3/2025	3133ELQE7	3/3/2020	$500,000.00	$8,200.00
Federal Farm Credit Bank	3/5/2025	3133ELRN6	3/5/2020	$840,000.00	$12,600.00
Federal Farm Credit Bank	3/10/2023	3133ELRZ9	3/10/2020	$2,000,000.00	$24,800.00
Federal Farm Credit Bank	3/11/2022	3133ELSS4	3/16/2020	$2,000,000.00	$20,000.00
Federal Farm Credit Bank	3/23/2022	3133ELUL6	3/23/2020	$1,000,000.00	$10,000.00
Federal Farm Credit Bank	3/24/2023	3133ELUJ1	3/24/2020	$1,500,000.00	$15,000.00
Federal Home Ln Mtg	3/30/2022	3134GVHU5	3/30/2020	$500,000.00	$5,750.00
First Republic Bank, CA	3/19/2021	33616CJJ0	3/20/2020	$248,000.00	$1,984.00
Great Southern Bank, MO	9/30/2020	39120VST2	3/30/2020	$248,000.00	$1,984.00
Insbank, TN	12/27/2021	45776NDP8	3/27/2020	$248,000.00	$2,232.00
Lakeland Bank, NJ	9/27/2022	511640AU8	3/27/2020	$248,000.00	$2,480.00
Nicolet National Bank, WI	9/27/2022	654062JK5	3/27/2020	$249,000.00	$2,241.00
Opus Bank, CA	3/30/2021	684000AB8	3/30/2020	$249,000.00	$2,988.00
Pacific Enterprise Bank, CA	3/31/2025	694231AC5	3/31/2020	$248,875.50	$2,863.50
Penn Community Bank, PA	3/26/2021	707312AT1	3/27/2020	$247,000.00	$2,099.50
SB One Bank, NJ	3/23/2021	78414TCB6	3/23/2020	$247,000.00	$2,223.00
Safra National Bank, NY	3/30/2021	78658RCT6	3/31/2020	$245,000.00	$2,940.00
Salisbury Bank & Trust, CT	3/28/2022	795234AR4	3/27/2020	$248,000.00	$2,480.00
Texas Capital Bank, TX	3/19/2021	88224PLL1	3/20/2020	$246,876.50	$20,995.00
Texas Exchange Bank Crowley	3/31/2021	88241TGZ7	3/31/2020	$249,000.00	$2,365.50
mBank, MI	3/28/2022	55275FMM7	3/27/2020	$248,950.20	$2,739.00
Total Security Purchases				**$13,547,094.60**	**$169,566.50**

Interest Earnings Received	
Asset Class	**Total Income Received**
Cash (Star Ohio/Huntington)	$14,741.95
Money Market Funds	$1,261.60
Commercial Paper	$61,670.78
U.S. Treasury Notes	$4,218.75
Certificates of Deposit	$23,281.98
U.S. Agency Notes	$68,143.98
Total Interest Earnings for the period	**$173,319.04**

Realized Gains and Losses		
Security	**CUSIP**	**Realized Gain/Loss**
Federal Home Ln Bank	3130AH5N9	$260.00
Federal Home Ln Mtg	3134GBH21	$4,408.80
Total Realized Gains and Losses for the period		**$4,668.80**

Monthly Transaction Summary

2017 Bond Proceeds

March 2020

Redeemed Securities : Sales, Calls, and Maturities					
Security	**Maturity Date**	**CUSIP**	**Date**	**Original Cost Basis**	**Income Received**
Citigroup	10/1/2020	17327AK14	3/10/2020	$1,352,252.42	$9,556.12
ING US CP	7/3/2020	4497W0G36	3/10/2020	$1,982,200.00	$12,369.44
Pfizer	3/12/2020	71708ECC7	3/12/2020	$615,745.25	$4,254.75
Total Redeemed Securities				**$3,950,197.67**	**$26,180.31**

Purchased Securities					
Security	**Maturity Date**	**CUSIP**	**Date**	**Cost Basis**	**Projected Annual Income**
N/A for March					
Total Security Purchases				**$0.00**	**$0.00**

Interest Earnings Received	
Asset Class	**Total Income Received**
Money Market Funds	$17.80
Commercial Paper	$26,180.31
Total Interest Earnings for the period	**$26,198.11**

Realized Gains and Losses		
Security	**CUSIP**	**Realized Gain/Loss**
N/A for March		
Total Realized Gains and Losses for the period		

Monthly Transaction Summary

2018 Bond Proceeds

March 2020

Redeemed Securities : Sales, Calls, and Maturities					
Security	**Maturity Date**	**CUSIP**	**Date**	**Original Cost Basis**	**Income Received**
Citigroup	11/2/2020	17327AL21	3/10/2020	$987,927.78	$5,818.05
Citigroup	10/1/2020	17327AK14	3/10/2020	$449,105.73	$3,173.75
Total Redeemed Securities				**$1,437,033.51**	**$8,991.80**

Purchased Securities					
Security	**Maturity Date**	**CUSIP**	**Date**	**Cost Basis**	**Projected Annual Income**
N/A for March					
Total Security Purchases				**$0.00**	**$0.00**

Interest Earnings Received	
Asset Class	**Total Income Received**
Money Market Funds	$482.19
Commercial Paper	$8,991.80
Total Interest Earnings for the period	**$9,473.99**

Realized Gains and Losses		
Security	**CUSIP**	**Realized Gain/Loss**
N/A for March		
Total Realized Gains and Losses for the period		

4. FINANCIAL SUMMARY FOR GENERAL FUND

Shaker Heights City School District
Financial Statement-General Fund
Fiscal Year Ending
June 30, 2020

	A	B	D	E	F	G	H	I	J	K	L	M	N	O	P	Q	R
1				Month of March					Year-To-Date March					Year-To-Date March			
2				Actual F20	Actual F19	$ Inc(Dec)	%Inc(Dec)		Actual F20	Actual F19	$ Inc(Dec)	%Inc(Dec)		YTDBud.F20	$ Inc(Dec)	%Inc(Dec)	
3		**REVENUE:**															
4		Real Estate Taxes		4,153,046	4,287,035	($133,989)	-3.1%		$69,915,126	$64,618,808	$5,296,318	8.2%		$67,376,137	$2,538,989	3.8%	
5		Personal Property Taxes		0	0	0	#DIV/0!		0	0	0	#DIV/0!		0	0	#DIV/0!	
6		Investment Earnings		177,411	78,151	99,260	127.0%		1,348,107	988,567	359,540	36.4%		882,999	465,108	52.7%	
7		Other Local		787,111	514,339	272,772	53.0%		2,330,625	1,595,043	735,582	46.1%		1,639,644	690,981	42.1%	
8		State Foundation		1,433,832	1,410,476	23,356	1.7%		12,983,564	13,020,968	(37,404)	-0.3%		12,921,750	61,814	0.5%	
9		Homestead Exemption & RollBack		0	0	0	#DIV/0!		4,338,914	4,378,375	(39,461)	-0.9%		4,378,309	(39,395)	-0.9%	
10		Other State		0	0	0	#DIV/0!		500,869	261,546	239,323	91.5%		263,926	236,943	89.8%	
11		Federal-primarily Medicaid reimb.		0	10,271	(10,271)	-100.0%		38,358	442,034	(403,676)	-91.3%		229,470	(191,112)	-83.3%	
12		Transfers & Advances In		0	0	0	#DIV/0!		0	0	0	#DIV/0!		0	0	#DIV/0!	
13		**TOTAL REVENUE**		**6,551,400**	**6,300,272**	**251,128**	**4.0%**		**91,455,563**	**85,305,341**	**6,150,222**	**7.2%**		**87,692,235**	**3,763,328**	**4.3%**	
14				0	0	0			0	0	0			0	0		
15		**EXPENDITURES:**															
16		Salaries & Wages		4,991,250	4,777,680	213,570	4.5%		43,923,627	42,256,241	1,667,386	3.9%		43,738,658	184,969	0.4%	
17		Fringe Benefits:															
18		Health Insurance		755,615	764,627	(9,012)	-1.2%		6,848,318	6,971,616	(123,298)	-1.8%		6,883,515	(35,197)	-0.5%	
19		Retirement Expense		768,940	755,747	13,193	1.7%		6,837,168	6,617,292	219,876	3.3%		6,772,000	65,168	1.0%	
20		All Other Fringes		95,123	120,593	(25,470)	-21.1%		1,059,356	1,148,796	(89,440)	-7.8%		966,043	93,313	9.7%	
21		Total Fringe Benefits		1,619,678	1,640,967	(21,289)	-1.3%		14,744,842	14,737,704	7,138	0.0%		14,621,558	123,284	0.8%	
22		Purchased Services:		0	0				0	0							
23		Utilities		115,591	108,014	7,577	7.0%		959,589	998,558	(38,969)	-3.9%		1,027,690	(68,101)	-6.6%	
24		Out-of-District Tuition		357,795	403,378	(45,583)	-11.3%		3,346,044	3,186,332	159,712	5.0%		3,344,463	1,581	0.0%	
25		Pupil Transportation		100,002	140,954	(40,952)	-29.1%		797,714	925,536	(127,822)	-13.8%		971,749	(174,035)	-17.9%	
26		Repairs & Maintenance		48,718	68,237	(19,519)	-28.6%		712,644	476,378	236,266	49.6%		495,599	217,045	43.8%	
27		All Other Purchased Services		414,649	545,034	(130,385)	-23.9%		4,507,847	4,181,929	325,918	7.8%		4,081,628	426,219	10.4%	
28		Total Purchased Services		1,036,755	1,265,617	(228,862)	-18.1%		10,323,838	9,768,733	555,105	5.7%		9,921,129	402,709	4.1%	
29		Textbooks, Materials & Supplies		132,457	299,811	(167,354)	-55.8%		2,068,540	2,313,788	(245,248)	-10.6%		2,522,051	(453,511)	-18.0%	
30		Capital Outlay		47,340	132,345	(85,005)	-64.2%		1,268,531	1,897,218	(628,687)	-33.1%		1,072,440	196,091	18.3%	
31		Other-primarily Cty.Aud.&Treas.Fees		659,347	722,293	(62,946)	-8.7%		1,830,868	1,816,337	14,531	0.8%		1,883,813	(52,945)	-2.8%	
32		Transfers & Advances Out		0	0	0	#DIV/0!		205,000	180,000	25,000	13.9%		215,000	(10,000)	-4.7%	
33		**TOTAL EXPENDITURES**		**8,486,827**	**8,838,713**	**(351,886)**	**-4.0%**		**74,365,246**	**72,970,021**	**1,395,225**	**1.9%**		**73,974,649**	**390,597**	**0.5%**	
34				0	0	0			0	0	0			0	0		
35		**Net Revenues/(Expenditures)**		(1,935,427)	(2,538,441)	603,014	-23.8%		17,090,317	12,335,320	4,754,997	38.5%		13,717,586	3,372,731	24.6%	
36																	
37		**Cash, Beginning of Period**		75,541,659	71,110,553	4,431,106	6.2%		56,515,915	56,236,792	279,123	0.5%		56,515,915	0	0.0%	
38																	
39		**Cash, End of Month**		**73,606,232**	**68,572,112**	**5,034,120**	**7.3%**		**73,606,232**	**68,572,112**	**5,034,120**	**7.3%**		**70,233,501**	**3,372,731**	**4.8%**	
40				0	0	0			0	0	0				0		
41		**Less O/S Encumbrances**		13,509,945	7,672,201	5,837,744	76.1%		13,509,945	7,672,201	5,837,744	76.1%		7,700,000	5,809,945	75.5%	
42		**Less Budget Reserve**		353,070	353,070	0	0.0%		353,070	353,070	0	0.0%		353,070	0	0.0%	
43											0						
44		**Fund Balance, End of Month**		**$59,743,217**	**$60,546,841**	**($803,624)**	**-1.3%**		**$59,743,217**	**$60,546,841**	**($803,624)**	**-1.3%**		**$62,180,431**	**($2,437,214)**	**-3.9%**	
45				0	0	0			0	0	0	0.0%		0	0	0.0%	
46		**Total General Obligation Debt Outstanding**							36,510,000	39,459,310	0						

SHAKER HEIGHTS CITY SCHOOL DISTRICT
General Fund-Budget by Month
Fiscal Year Ending
June 30, 2020

FS09Mar20 Rev05-04-20
F20MvgMthlyBudget
5/5/2020

	A	B	AA	AB	AC	AD	AE	AF	AG	AH	AI	AJ	AK	AL	AM	AN	AP	AQ
1				BUDGET				BUDGET				BUDGET			BUDGET		Adopted	Var Fav/(Unfav)
2			Jul	Aug	Sep	Oct	Nov	Dec	Jan	Feb	Mar	Apr	May	Jun	Var. Deemed	Total	Budget	Deemed
3		**REVENUE:**	Actual	Actual	Actual	Actual	Actual	Actual	Actual	Actual	Actual	Budget	Budget	Budget	Temporary	Rev.Proj.		Permanent
4		Real Estate Taxes	$16,054,000	$15,683,822	$85,258	$0	$0	$0	$5,449,000	$28,490,000	$4,153,046	$88,008	$1,535,855	$0	(1,482,687)	$70,056,302	$69,000,000	$1,056,302
5		Personal Property Taxes	0	0	0	0	0	0	0	0	0	0	0	0	0	0	0	0
6		Investment Earnings	116,608	177,191	93,020	118,821	237,339	212,687	70,602	144,428	177,411	104,262	112,679	162,060	(305,108)	1,422,000	1,262,000	160,000
7		Other Local	63,314	97,455	562,056	89,671	78,159	455,767	80,406	116,686	787,111	290,273	212,543	104,540	(515,981)	2,422,000	2,247,000	175,000
8		State Foundation	1,437,820	1,438,590	1,437,470	1,443,156	1,449,439	1,447,501	1,452,241	1,443,515	1,433,832	1,435,750	1,435,750	1,435,750	14,779	17,305,593	17,229,000	76,593
9		Homestead Exemption & RollBack	0	0	4,338,914	0	0	0	0	0	0	4,339,691	0	0	(36,973)	8,641,632	8,718,000	(76,368)
10		Other State	4,369	133,258	0	117,616	0	0	128,011	117,615	0	0	0	793,074	926	1,294,869	1,057,000	237,869
11		Federal-primarily Medicaid reimb.	0	1,028	0	6,598	9,869	5,116	8,668	7,079	0	6,874	4,568	159,088	208,612	417,500	400,000	17,500
12		Transfers & Advances In	0	0	0	0	0	0	0	0	0	0	0	0	0	0	0	0
13		**TOTAL REVENUE**	**17,676,111**	**17,531,344**	**6,516,718**	**1,775,862**	**1,774,806**	**2,121,071**	**7,188,928**	**30,319,323**	**6,551,400**	**6,264,858**	**3,301,395**	**2,654,512**	**(2,116,432)**	**101,559,896**	**99,913,000**	**1,646,896**
14																		
15		**EXPENDITURES:**																
16		Salaries & Wages	4,988,864	4,622,893	4,814,570	4,865,884	5,061,583	4,918,595	4,817,544	4,842,444	4,991,250	4,968,882	4,875,861	5,422,599	(484,969)	58,706,000	59,006,000	300,000
17		Fringe Benefits:																
18		Health Insurance	760,415	759,220	772,351	762,294	763,742	755,794	761,088	757,799	755,615	767,505	767,505	767,503	(11,777)	9,139,054	9,186,028	46,974
19		Retirement Expense	714,642	739,313	759,368	765,844	790,862	770,750	758,864	768,583	768,940	769,000	755,000	839,000	(111,666)	9,088,500	9,135,000	46,500
20		All Other Fringes	121,534	140,283	125,297	98,121	99,927	99,629	190,644	88,800	95,123	97,932	94,990	137,235	(44,315)	1,345,200	1,296,200	(49,000)
21		Total Fringe Benefits	1,596,591	1,638,816	1,657,016	1,626,259	1,654,531	1,626,173	1,710,596	1,615,182	1,619,678	1,634,437	1,617,495	1,743,738	(167,758)	19,572,754	19,617,228	44,474
22		Purchased Services:														15.48%	15.48%	
23		Utilities	84,581	62,947	111,781	111,895	109,947	118,755	112,746	131,347	115,591	108,318	119,652	119,340	(115,807)	1,191,093	1,375,000	183,907
24		Out-of-District Tuition	297,597	638,755	215,441	396,456	407,310	403,898	300,844	327,949	357,795	591,598	350,141	457,798	(1,582)	4,744,000	4,744,000	0
25		Pupil Transportation	3,505	76,694	134,500	145,737	71,095	4,944	132,618	128,619	100,002	108,158	50,391	400,702	(312,010)	1,044,955	1,531,000	486,045
26		Repairs & Maintenance	138,708	107,161	52,060	130,018	47,919	12,494	138,444	37,123	48,718	54,977	35,965	96,459	(17,046)	883,000	683,000	(200,000)
27		All Other Purchased Services	470,953	335,426	770,932	399,451	214,212	408,448	871,924	621,849	414,649	483,195	182,252	777,544	(551,216)	5,399,619	5,524,619	125,000
28		Total Purchased Services	995,344	1,220,983	1,284,714	1,183,557	850,483	948,539	1,556,576	1,246,887	1,036,755	1,346,246	738,401	1,851,843	(997,661)	13,262,667	13,857,619	594,952
29		Textbooks, Materials & Supplies	514,307	329,798	301,198	192,207	209,692	44,970	197,397	146,514	132,457	208,846	114,172	387,931	403,511	3,183,000	3,233,000	50,000
30		Capital Outlay	90,589	232,408	106,983	129,284	56,014	93,311	481,659	30,943	47,340	41,497	19,222	366,841	203,909	1,900,000	1,500,000	(400,000)
31		Other-primarily Cty.Aud.&Treas.Fees	25,765	563,743	39,669	13,250	27,919	457,053	29,919	14,203	659,347	8,990	8,441	48,231	77,945	1,974,475	1,949,475	(25,000)
32		Transfers & Advances Out	0	0	125,000	0	0	0	80,000	0	0	0	85,000	0	0	290,000	300,000	10,000
33		**TOTAL EXPENDITURES**	**8,211,460**	**8,608,641**	**8,329,150**	**8,010,441**	**7,860,222**	**8,088,641**	**8,873,691**	**7,896,173**	**8,486,827**	**8,208,898**	**7,458,592**	**9,821,183**	**(965,023)**	**98,888,896**	**99,463,322**	**574,426**
34																		
35		**Net Revenues/(Expenditures)**	9,464,651	8,922,703	(1,812,432)	(6,234,579)	(6,085,416)	(5,967,570)	(1,684,763)	22,423,150	(1,935,427)	(1,944,040)	(4,157,197)	(7,166,671)	(1,151,409)	2,671,000	449,678	2,221,322
36																		
37		**Cash, Beginning of Period**	**56,515,915**	65,980,566	74,903,269	73,090,837	66,856,258	60,770,842	54,803,272	53,118,509	75,541,659	73,606,232	71,662,192	67,504,995		56,515,915	**56,515,915**	0
38																		
39		**Cash, End of Month**	**65,980,566**	**74,903,269**	**73,090,837**	**66,856,258**	**60,770,842**	**54,803,272**	**53,118,509**	**75,541,659**	**73,606,232**	**71,662,192**	**67,504,995**	**60,338,324**	**(1,151,409)**	**59,186,915**	**56,965,593**	**2,221,322**
40																		
41		**Less O/S Encumbrances**	11,298,578	12,413,168	13,144,790	13,018,045	13,090,268	13,536,645	12,970,249	13,051,430	13,509,945	7,500,000	7,100,000	5,033,619	0	5,033,619	5,033,619	0
42		**Less Budget Reserve**	353,070	353,070	353,070	353,070	353,070	353,070	353,070	353,070	353,070	353,070	353,070	353,070	0	353,070	353,070	0
43																		
44		**Fund Balance, End of Month**	**$54,328,918**	**$62,137,031**	**$59,592,977**	**$53,485,143**	**$47,327,504**	**$40,913,557**	**$39,795,190**	**$62,137,159**	**$59,743,217**	**$63,809,122**	**$60,051,925**	**$54,951,635**	**($1,151,409)**	**$53,800,226**	**$51,578,904**	**$2,221,322**

5. FINANCIAL REPORT BY BANK

SHAKER HEIGHTS CITY SCHOOL DISTRICT
FINANCIAL REPORT BY BANK

MARCH 2020

	BEGINNING OF YEAR BALANCE	RECEIPTS MTD	RECEIPTS YTD	EXPENDITURES MTD	EXPENDITURES YTD	CURRENT FUND BALANCE
HUNTINGTON	($2,463,933.38)	$11,682,029.83	$106,274,268.74	$11,526,087.22	$104,748,800.05	($938,464.69)
INVESTMENTS & OTHER DEPOSITS	99,724,896.19	(3,519,162.97)	5,772,583.75	0.00	0.00	105,497,479.94
Payroll Funding Transfer A/C -for 1st of next mth	2,487,321.18	(4,606.66)	17,621.50	0.00	0.00	2,504,942.68
GRAND TOTAL	$99,748,283.99	$8,158,260.20	$112,064,473.99	$11,526,087.22	$104,748,800.05	$107,063,957.93
	0.00	0.00	0.00	0.00	0.00	0.00

Note-HNB A/C is negative due to o/s cks that will be covered by transfers from the Inv.&OtherDeposits A/C in accordance with controlled disbursement feature of HNB A/C.

6. FINANCIAL REPORT BY FUND

ACCOUNTING PERIOD: 9/20

FUND SCC DESCRIPTION	BEGIN BALANCE	MTD RECEIPTS	FYTD RECEIPTS	MTD EXPENDITURES	FYTD EXPENDITURES	CURRENT FUND BALANCE	CURRENT ENCUMBRANCE	UNENCUMBERED FUND BALANCE
001	56,515,914.71	6,551,399.98	91,455,563.81	8,486,826.42	74,365,246.04	73,606,232.48	13,509,945.42	60,096,287.06
002	4,899,308.60	173,298.34	4,232,745.87	34,173.25	3,712,027.15	5,420,027.32	24,396.35	5,395,630.97
003	1,609,654.53	44,649.43	953,920.58	0.00	0.00	2,563,575.11	0.00	2,563,575.11
004	27,477,369.99	43,420.52	2,171,188.54	1,226,557.15	13,069,883.54	16,578,674.99	10,964,762.49	5,613,912.50
006	248,135.37	148,454.16	1,229,174.06	167,053.68	1,198,882.03	278,427.40	1,374,278.32	-1,095,850.92
007	38,514.13	3.25	15,166.55	1,329.96	8,660.47	45,020.21	325.98	44,694.23
009	21,190.03	1,794.55	69,844.20	-1,112.78	80,339.80	10,694.43	5,279.70	5,414.73
011	169,042.90	1,300.00	49,175.25	128.52	42,490.09	175,728.06	94,989.72	80,738.34
014	135,890.46	8,564.00	58,282.23	2,309.48	20,536.85	173,635.84	19,109.37	154,526.47
018	165,784.04	14,510.14	199,944.92	6,126.23	160,800.48	204,928.48	56,858.02	148,070.46
020	14,093.03	-15.96	901.98	0.00	1,231.22	13,763.79	0.00	13,763.79
022	2,163,718.31	42,958.89	986,360.84	139,019.17	1,237,776.31	1,912,302.84	4,734.66	1,907,568.18
024	5,332,140.74	915,120.34	8,277,809.46	1,214,174.27	8,553,863.55	5,056,086.65	9,527.50	5,046,559.15
027	500,000.00	0.00	0.00	0.00	0.00	500,000.00	0.00	500,000.00

ACCOUNTING PERIOD: 9/20

FUND SCC DESCRIPTION	BEGIN BALANCE	MTD RECEIPTS	FYTD RECEIPTS	MTD EXPENDITURES	FYTD EXPENDITURES	CURRENT FUND BALANCE	CURRENT ENCUMBRANCE	UNENCUMBERED FUND BALANCE
200	242,468.04	11,118.43	194,080.92	16,191.66	178,445.07	258,103.89	98,516.61	159,587.28
300	154,792.10	6,767.71	326,036.35	45,278.91	382,324.28	98,504.17	105,108.60	-6,604.43
401	48,132.59	99.02	170,427.05	12,071.71	138,036.75	80,522.89	10,396.65	70,126.24
451	0.00	7,200.00	14,400.00	7,200.00	14,400.00	0.00	0.00	0.00
467	0.00	0.00	235,230.51	0.00	0.00	235,230.51	0.00	235,230.51
499	6,022.40	24,499.99	76,522.25	2,793.35	63,539.54	19,005.11	0.00	19,005.11
516	5,085.72	100,846.60	777,124.12	101,335.99	883,545.83	-101,335.99	1,350.00	-102,685.99
551	-207.92	1,159.22	5,785.55	1,159.22	6,736.85	-1,159.22	0.00	-1,159.22
572	1,234.22	54,562.05	478,032.32	54,726.33	533,992.87	-54,726.33	0.00	-54,726.33
587	0.00	1,032.84	9,625.66	1,302.84	11,468.50	-1,842.84	0.00	-1,842.84
590	0.00	5,019.20	63,696.12	7,441.86	71,137.98	-7,441.86	744.00	-8,185.86
599	0.00	497.50	13,434.85	0.00	13,434.85	0.00	0.00	0.00
GRAND TOTALS:	99,748,283.99	8,158,260.20	112,064,473.99	11,526,087.22	104,748,800.05	107,063,957.93	26,280,323.39	80,783,634.54

7. REVENUE ACCOUNT SUMMARY

SHAKER HEIGHTS CITY SCHOOLS
REVENUE STATUS REPORT

SELECTION CRITERIA: ALL
ACCOUNTING PERIOD: 9/20

SORTED BY: FUND/SCC,ACCOUNT
TOTALED ON: FUND/SCC
PAGE BREAKS ON:

FUND/SCC-0010000 GENERAL

ACCOUNT - - - - -	TITLE - - - - -	BUDGET	PERIOD RECEIPTS	RECEIVABLES	YEAR TO DATE RECEIPTS	AVAILABLE BALANCE	YTD/ BUD
R1111	GENERAL PROPERTY TAX	65,850,000.00	2,191,828.47	.00	66,561,390.64	-711,390.64	101.08
R1122	PUBLIC UTILITY PROP TAX	3,150,000.00	1,961,217.36	.00	3,353,735.76	-203,735.76	106.47
R1190	OTHER LOCAL TAXES	81,000.00	.00	.00	39,086.98	41,913.02	48.26
R1211	REGULAR DAY SCHOOL	150,000.00	4,000.00	.00	124,000.00	26,000.00	82.67
R1219	MISC TUITION FROM PATRON	.00	50.00	.00	350.00	-350.00	.00
R1221	REGULAR DAY SCHOOL	450,000.00	230,634.65	.00	527,055.30	-77,055.30	117.12
R1223	SPECIAL EDUCATION	550,000.00	442,438.18	.00	669,778.47	-119,778.47	121.78
R1390	OTHER TRANSPORTATION FEE	1,000.00	.00	.00	2,280.00	-1,280.00	228.00
R1410	INTEREST ON INVESTMENTS	1,262,000.00	177,410.63	.00	1,348,107.55	-86,107.55	106.82
R1631	ACADEMIC ORIENTED ACTIV	56,000.00	42,959.00	.00	43,117.00	12,883.00	76.99
R1634	MUSIC ORIENTED ACTIVITY	3,000.00	.00	.00	91.00	2,909.00	3.03
R1730	SALE OF TEXTBOOKS	3,000.00	.00	.00	1,940.94	1,059.06	64.70
R1790	OTHR CLASSRM MATERIAL/FE	.00	625.00	.00	43,217.25	-43,217.25	.00
R1810	RENTALS	93,000.00	7,624.17	.00	68,468.03	24,531.97	73.62
R1839	OTHER ENTITIES	556,000.00	57,234.00	.00	358,249.86	197,750.14	64.43
R1860	FINES	17,000.00	813.92	.00	6,116.08	10,883.92	35.98
R1890	OTHER MISC RECEIPTS	287,000.00	732.35	.00	440,970.26	-153,970.26	153.65
R1934	INSURANCE PROCEEDS	.00	.00	.00	5,903.00	-5,903.00	.00
R3110	SCHOOL FNDTN BASIC ALLOW	17,229,000.00	1,433,832.25	.00	12,983,564.21	4,245,435.79	75.36
R3131	10% & 25% ROLLBACK	7,407,500.00	.00	.00	3,714,865.55	3,692,634.45	50.15
R3132	HOMESTEAD EXEMPTION	1,310,500.00	.00	.00	624,048.13	686,451.87	47.62
R3190	OTHR UNREST GRANT-IN-AID	263,000.00	.00	.00	265,637.97	-2,637.97	101.00
R3219	OTHR RSTRD GRANT AID -OH	794,000.00	.00	.00	235,230.51	558,769.49	29.63
R4120	UNRSTRD GRANT AID-FED GO	100,000.00	.00	.00	38,359.32	61,640.68	38.36
R4139	UNRSTRD FED AID-OTHR INT	300,000.00	.00	.00	.00	300,000.00	.00
TOTAL GENERAL		99,913,000.00	6,551,399.98	.00	91,455,563.81	8,457,436.19	91.54
FUND/SCC-0020000 BOND RETIREMENT							
R1111	GENERAL PROPERTY TAX	3,938,854.00	55,285.34	.00	1,943,704.10	1,995,149.90	49.35
R1122	PUBLIC UTILITY PROP TAX	100,000.00	21,383.93	.00	46,436.56	53,563.44	46.44
R1890	OTHER MISC RECEIPTS	76,146.00	.00	.00	.00	76,146.00	.00
R3131	10% & 25% ROLLBACK	300,000.00	.00	.00	154,313.01	145,686.99	51.44
R3132	HOMESTEAD EXEMPTION	85,000.00	.00	.00	24,057.65	60,942.35	28.30
TOTAL BOND RETIREMENT		4,500,000.00	76,669.27	.00	2,168,511.32	2,331,488.68	48.19
FUND/SCC-0029400 BOND DEC 2017							
R1111	GENERAL PROPERTY TAX	.00	69,899.15	.00	2,000,300.30	-2,000,300.30	.00
R1122	PUBLIC UTILITY PROP TAX	.00	26,729.92	.00	45,709.18	-45,709.18	.00
R3132	HOMESTEAD EXEMPTION	.00	.00	.00	18,225.07	-18,225.07	.00
TOTAL BOND DEC 2017		.00	96,629.07	.00	2,064,234.55	-2,064,234.55	.00
FUND/SCC-0030000 PERMANENT IMPROVEMENT							
R1111	GENERAL PROPERTY TAX	953,162.00	31,285.48	.00	922,621.08	30,540.92	96.80
R1122	PUBLIC UTILITY PROP TAX	20,000.00	13,363.95	.00	22,852.86	-2,852.86	114.26
R1890	OTHER MISC RECEIPTS	6,838.00	.00	.00	.00	6,838.00	.00

SELECTION CRITERIA: ALL
ACCOUNTING PERIOD: 9/20

SORTED BY: FUND/SCC,ACCOUNT
TOTALED ON: FUND/SCC
PAGE BREAKS ON:

FUND/SCC-0030000 PERMANENT IMPROVEMENT

ACCOUNT - - - - - TITLE - - - - -	BUDGET	PERIOD RECEIPTS	RECEIVABLES	YEAR TO DATE RECEIPTS	AVAILABLE BALANCE	YTD/ BUD
R3132 HOMESTEAD EXEMPTION	20,000.00	.00	.00	8,446.64	11,553.36	42.23
TOTAL PERMANENT IMPROVEMENT	1,000,000.00	44,649.43	.00	953,920.58	46,079.42	95.39
FUND/SCC-0040000 BUILDING						
R1410 INTEREST ON INVESTMENTS	350,000.00	.00	.00	.00	350,000.00	.00
R1890 OTHER MISC RECEIPTS	65,000.00	.00	.00	.00	65,000.00	.00
TOTAL BUILDING	415,000.00	.00	.00	.00	415,000.00	.00
FUND/SCC-0049150 BUILDING/NON-BOND ISSUE F						
R1890 OTHER MISC RECEIPTS	.00	7,748.42	.00	48,526.30	-48,526.30	.00
R1934 INSURANCE PROCEEDS	2,585,000.00	.00	.00	66,717.01	2,518,282.99	2.58
TOTAL BUILDING/NON-BOND ISSUE	2,585,000.00	7,748.42	.00	115,243.31	2,469,756.69	4.46
FUND/SCC-0049167 SSF PROJECTS - RED & WHIT						
R1820 CONTRIBUT-PRIVATE SOURCE	.00	.00	.00	1,311.85	-1,311.85	.00
TOTAL SSF PROJECTS - RED & WH	.00	.00	.00	1,311.85	-1,311.85	.00
FUND/SCC-0049400 BOND FY18 $20.1MM						
R1410 INTEREST ON INVESTMENTS	.00	9,473.99	.00	249,130.22	-249,130.22	.00
TOTAL BOND FY18 $20.1MM	.00	9,473.99	.00	249,130.22	-249,130.22	.00
FUND/SCC-0049401 BANS FY18 $9.9MM						
R1410 INTEREST ON INVESTMENTS	.00	26,198.11	.00	161,253.16	-161,253.16	.00
TOTAL BANS FY18 $9.9MM	.00	26,198.11	.00	161,253.16	-161,253.16	.00
FUND/SCC-0049620 FERNWAY FIRE						
R1934 INSURANCE PROCEEDS	.00	.00	.00	1,644,250.00	-1,644,250.00	.00
TOTAL FERNWAY FIRE	.00	.00	.00	1,644,250.00	-1,644,250.00	.00
FUND/SCC-0060000 FOOD SERVICES						
R1410 INTEREST ON INVESTMENTS	10,000.00	329.33	.00	4,583.35	5,416.65	45.83
R1511 SALES-STUDENT BREAKFAST	100,000.00	2,882.90	.00	32,887.00	67,113.00	32.89
R1512 SALES-STUD TYPE A LUNCH	400,000.00	20,791.80	.00	240,566.20	159,433.80	60.14
R1513 SALES-STUDENT ALA CARTE	450,000.00	26,918.66	.00	308,398.38	141,601.62	68.53
R1514 SALES OF MILK TO STUDENT	40,000.00	604.00	.00	8,126.50	31,873.50	20.32
R1523 SALES-ADULT ALA CARTE	50,000.00	1,603.40	.00	19,146.20	30,853.80	38.29
R1559 OTHER RECPT-SPECIAL FUNC	20,000.00	.00	.00	.00	20,000.00	.00
R1590 FOOD SERVICE-OTHR RECEIP	5,000.00	.90	.00	13.49	4,986.51	.27
R1890 OTHER MISC RECEIPTS	100,000.00	17.50	.00	37,601.27	62,398.73	37.60
R3213 SCHOOL LUNCH	25,000.00	.00	.00	.00	25,000.00	.00
R4120 UNRSTRD GRANT AID-FED GO	900,000.00	85,254.17	.00	560,339.63	339,660.37	62.26
TOTAL FOOD SERVICES	2,100,000.00	138,402.66	.00	1,211,662.02	888,337.98	57.70
FUND/SCC-0069291 FOOD SERVICE - PRE PAID						
R1559 OTHER RECPT-SPECIAL FUNC	.00	-106.60	.00	-3,356.15	3,356.15	.00

SELECTION CRITERIA: ALL
ACCOUNTING PERIOD: 9/20

SORTED BY: FUND/SCC,ACCOUNT
TOTALED ON: FUND/SCC
PAGE BREAKS ON:

FUND/SCC-0069291 FOOD SERVICE - PRE PAID

ACCOUNT - - - - - TITLE - - - - -	BUDGET	PERIOD RECEIPTS	RECEIVABLES	YEAR TO DATE RECEIPTS	AVAILABLE BALANCE	YTD/ BUD
TOTAL FOOD SERVICE - PRE PAID	.00	-106.60	.00	-3,356.15	3,356.15	.00
FUND/SCC-0069292 FOOD SERVICE - PREPAID -						
R1559 OTHER RECPT-SPECIAL FUNC	.00	1,708.50	.00	17,549.00	-17,549.00	.00
TOTAL FOOD SERVICE - PREPAID	.00	1,708.50	.00	17,549.00	-17,549.00	.00
FUND/SCC-0069293 FOOD SERVICE - PREPAID -						
R1559 OTHER RECPT-SPECIAL FUNC	.00	-50.45	.00	350.02	-350.02	.00
TOTAL FOOD SERVICE - PREPAID	.00	-50.45	.00	350.02	-350.02	.00
FUND/SCC-0069294 FOOD SERVICE - PREPAID -						
R1559 OTHER RECPT-SPECIAL FUNC	.00	244.50	.00	1,163.75	-1,163.75	.00
TOTAL FOOD SERVICE - PREPAID	.00	244.50	.00	1,163.75	-1,163.75	.00
FUND/SCC-0069295 FOOD SERVICE - PREPAID -						
R1559 OTHER RECPT-SPECIAL FUNC	.00	884.85	.00	-189.35	189.35	.00
TOTAL FOOD SERVICE - PREPAID	.00	884.85	.00	-189.35	189.35	.00
FUND/SCC-0069296 FOOD SERVICE - PREPAID -						
R1559 OTHER RECPT-SPECIAL FUNC	.00	1,848.03	.00	2,935.28	-2,935.28	.00
TOTAL FOOD SERVICE - PREPAID	.00	1,848.03	.00	2,935.28	-2,935.28	.00
FUND/SCC-0069297 FOOD SERVICE - PREPAID -						
R1559 OTHER RECPT-SPECIAL FUNC	.00	528.97	.00	-6,820.58	6,820.58	.00
TOTAL FOOD SERVICE - PREPAID	.00	528.97	.00	-6,820.58	6,820.58	.00
FUND/SCC-0069298 FOOD SERVICE - PREPAID -						
R1559 OTHER RECPT-SPECIAL FUNC	.00	4,970.95	.00	3,646.89	-3,646.89	.00
TOTAL FOOD SERVICE - PREPAID	.00	4,970.95	.00	3,646.89	-3,646.89	.00
FUND/SCC-0069299 FY2018 NEGATIVE ACCOUNT B						
R1559 OTHER RECPT-SPECIAL FUNC	.00	22.75	.00	783.51	-783.51	.00
TOTAL FY2018 NEGATIVE ACCOUNT	.00	22.75	.00	783.51	-783.51	.00
FUND/SCC-0069300 NEGATIVE ACCT BALA FY19						
R1559 OTHER RECPT-SPECIAL FUNC	.00	.00	.00	966.40	-966.40	.00
TOTAL NEGATIVE ACCT BALA FY19	.00	.00	.00	966.40	-966.40	.00
FUND/SCC-0069301 FY20 NEG ACCT BALA						
R1559 OTHER RECPT-SPECIAL FUNC	.00	.00	.00	483.27	-483.27	.00
TOTAL FY20 NEG ACCT BALA	.00	.00	.00	483.27	-483.27	.00
FUND/SCC-0079230 SPECIAL TRUST/SHHS ALUMNI						
R1490 OTHER EARNINGS-INVESTMEN	.00	3.25	.00	9.75	-9.75	.00
TOTAL SPECIAL TRUST/SHHS ALUM	.00	3.25	.00	9.75	-9.75	.00

SELECTION CRITERIA: ALL
ACCOUNTING PERIOD: 9/20

SORTED BY: FUND/SCC,ACCOUNT
TOTALED ON: FUND/SCC
PAGE BREAKS ON:

FUND/SCC-0079230 SPECIAL TRUST/SHHS ALUMNI

ACCOUNT - - - - - TITLE - - - - -	BUDGET	PERIOD RECEIPTS	RECEIVABLES	YEAR TO DATE RECEIPTS	AVAILABLE BALANCE	YTD/ BUD
FUND/SCC-0079983 MHJ FOUNDATION BRIDGES GR						
R1820 CONTRIBUT-PRIVATE SOURCE	.00	.00	.00	-1,000.00	1,000.00	.00
TOTAL MHJ FOUNDATION BRIDGES	.00	.00	.00	-1,000.00	1,000.00	.00
FUND/SCC-0079985 HIGLEY - CLEVELAND FOUNDA						
R1820 CONTRIBUT-PRIVATE SOURCE	33,000.00	.00	.00	5,397.56	27,602.44	16.36
TOTAL HIGLEY - CLEVELAND FOUN	33,000.00	.00	.00	5,397.56	27,602.44	16.36
FUND/SCC-0079986 CLEV FOUNDATION FAM LITER						
R1820 CONTRIBUT-PRIVATE SOURCE	33,000.00	.00	.00	5,234.24	27,765.76	15.86
TOTAL CLEV FOUNDATION FAM LIT	33,000.00	.00	.00	5,234.24	27,765.76	15.86
FUND/SCC-0079989 SSF VARIOUS PROJECTS						
R1820 CONTRIBUT-PRIVATE SOURCE	34,000.00	.00	.00	5,525.00	28,475.00	16.25
TOTAL SSF VARIOUS PROJECTS	34,000.00	.00	.00	5,525.00	28,475.00	16.25
FUND/SCC-0090000 UNIFORM SCHOOL SUPP						
R1710 CLASSROOM SUPPLIES	25,000.00	.00	.00	.00	25,000.00	.00
R1720 SALE OF WORKBOOKS	2,000.00	.00	.00	928.10	1,071.90	46.41
R1740 CLASS FEES	71,000.00	.00	.00	.00	71,000.00	.00
R1790 OTHR CLASSRM MATERIAL/FE	2,000.00	205.00	.00	629.15	1,370.85	31.46
TOTAL UNIFORM SCHOOL SUPP	100,000.00	205.00	.00	1,557.25	98,442.75	1.56
FUND/SCC-0099010 STORED VALUE CARDS - BLVD						
R1740 CLASS FEES	.00	35.00	.00	7,385.00	-7,385.00	.00
TOTAL STORED VALUE CARDS - BL	.00	35.00	.00	7,385.00	-7,385.00	.00
FUND/SCC-0099020 STORED VALUE CARDS - FERN						
R1740 CLASS FEES	.00	140.00	.00	7,210.00	-7,210.00	.00
TOTAL STORED VALUE CARDS - FE	.00	140.00	.00	7,210.00	-7,210.00	.00
FUND/SCC-0099030 STORED VALUE CARDS - LOMO						
R1740 CLASS FEES	.00	35.00	.00	6,335.00	-6,335.00	.00
TOTAL STORED VALUE CARDS - LO	.00	35.00	.00	6,335.00	-6,335.00	.00
FUND/SCC-0099060 STORED VALUE CARDS - MERC						
R1740 CLASS FEES	.00	125.00	.00	8,682.50	-8,682.50	.00
TOTAL STORED VALUE CARDS - ME	.00	125.00	.00	8,682.50	-8,682.50	.00
FUND/SCC-0099080 STORED VALUE CARDS - ONAW						
R1740 CLASS FEES	.00	35.00	.00	9,835.00	-9,835.00	.00
TOTAL STORED VALUE CARDS - ON	.00	35.00	.00	9,835.00	-9,835.00	.00

FUND/SCC-0099110 STORED VALUE CARDS - WOOD

SELECTION CRITERIA: ALL
ACCOUNTING PERIOD: 9/20

SORTED BY: FUND/SCC,ACCOUNT
TOTALED ON: FUND/SCC
PAGE BREAKS ON:

FUND/SCC-0099110 STORED VALUE CARDS - WOOD

ACCOUNT - - - - - TITLE - - - - -	BUDGET	PERIOD RECEIPTS	RECEIVABLES	YEAR TO DATE RECEIPTS	AVAILABLE BALANCE	YTD/ BUD
R1740 CLASS FEES	.00	315.00	.00	17,920.00	-17,920.00	.00
TOTAL STORED VALUE CARDS - WO	.00	315.00	.00	17,920.00	-17,920.00	.00
FUND/SCC-0099217 MIDDLE SCHOOL SUPPLIES						
R1710 CLASSROOM SUPPLIES	.00	.00	.00	1,500.00	-1,500.00	.00
TOTAL MIDDLE SCHOOL SUPPLIES	.00	.00	.00	1,500.00	-1,500.00	.00
FUND/SCC-0099218 INSTRUCTIONAL FEES HIGH S						
R1710 CLASSROOM SUPPLIES	.00	904.55	.00	9,419.45	-9,419.45	.00
TOTAL INSTRUCTIONAL FEES HIGH	.00	904.55	.00	9,419.45	-9,419.45	.00
FUND/SCC-0110000 ROTARY - SPEC SRV.						
R1890 OTHER MISC RECEIPTS	5,000.00	.00	.00	.00	5,000.00	.00
TOTAL ROTARY - SPEC SRV.	5,000.00	.00	.00	.00	5,000.00	.00
FUND/SCC-0119210 ROTARY ACCOUNT - REUNION						
R1559 OTHER RECPT-SPECIAL FUNC	.00	.00	.00	1,400.00	-1,400.00	.00
R1890 OTHER MISC RECEIPTS	.00	.00	.00	151.25	-151.25	.00
TOTAL ROTARY ACCOUNT - REUNIO	.00	.00	.00	1,551.25	-1,551.25	.00
FUND/SCC-0119231 ROTARY - SPEC SRV./SPECIA						
R1631 ACADEMIC ORIENTED ACTIV	.00	450.00	.00	1,763.00	-1,763.00	.00
TOTAL ROTARY - SPEC SRV./SPEC	.00	450.00	.00	1,763.00	-1,763.00	.00
FUND/SCC-0119588 IB TESTING						
R1631 ACADEMIC ORIENTED ACTIV	120,000.00	.00	.00	35,626.00	84,374.00	29.69
TOTAL IB TESTING	120,000.00	.00	.00	35,626.00	84,374.00	29.69
FUND/SCC-0119917 DLMO BOOK SALES						
R1730 SALE OF TEXTBOOKS	5,000.00	.00	.00	.00	5,000.00	.00
TOTAL DLMO BOOK SALES	5,000.00	.00	.00	.00	5,000.00	.00
FUND/SCC-0119918 EL SISTEMA - LOMOND VIOLI						
R1634 MUSIC ORIENTED ACTIVITY	20,000.00	850.00	.00	8,260.00	11,740.00	41.30
TOTAL EL SISTEMA - LOMOND VIO	20,000.00	850.00	.00	8,260.00	11,740.00	41.30
FUND/SCC-0119919 EL SISTEMA - FERNWAY VIOL						
R1634 MUSIC ORIENTED ACTIVITY	.00	.00	.00	1,975.00	-1,975.00	.00
TOTAL EL SISTEMA - FERNWAY VI	.00	.00	.00	1,975.00	-1,975.00	.00
FUND/SCC-0149232 SPECIAL ROTARY/H.S. PLANE						
R1830 SERV PROVIDED OTHR ENTIT	.00	25.00	.00	150.00	-150.00	.00
TOTAL SPECIAL ROTARY/H.S. PLA	.00	25.00	.00	150.00	-150.00	.00

FUND/SCC-0149235 ROTARY-INTERNAL SERV SALE

SELECTION CRITERIA: ALL
ACCOUNTING PERIOD: 9/20

SORTED BY: FUND/SCC,ACCOUNT
TOTALED ON: FUND/SCC
PAGE BREAKS ON:

FUND/SCC-0149235 ROTARY-INTERNAL SERV SALE

ACCOUNT - - - - - TITLE - - - - -	BUDGET	PERIOD RECEIPTS	RECEIVABLES	YEAR TO DATE RECEIPTS	AVAILABLE BALANCE	YTD/ BUD
R1632 LANGUAGE ORIENTD ACTIVIT	.00	5,250.00	.00	34,745.13	-34,745.13	.00
TOTAL ROTARY-INTERNAL SERV SA	.00	5,250.00	.00	34,745.13	-34,745.13	.00
FUND/SCC-0149236 ROTARY-INTERNAL SERV FEES						
R1632 LANGUAGE ORIENTD ACTIVIT	.00	.00	.00	40.00	-40.00	.00
R1820 CONTRIBUT-PRIVATE SOURCE	3,000.00	.00	.00	1,470.00	1,530.00	49.00
TOTAL ROTARY-INTERNAL SERV FE	3,000.00	.00	.00	1,510.00	1,490.00	50.33
FUND/SCC-0149237 ROTARY-INTERNAL SERV OTHE						
R1631 ACADEMIC ORIENTED ACTIV	30,000.00	3,156.00	.00	10,895.00	19,105.00	36.32
TOTAL ROTARY-INTERNAL SERV OT	30,000.00	3,156.00	.00	10,895.00	19,105.00	36.32
FUND/SCC-0149238 SPECIAL ROTARY/RTA						
R1390 OTHER TRANSPORTATION FEE	5,000.00	.00	.00	2,187.50	2,812.50	43.75
TOTAL SPECIAL ROTARY/RTA	5,000.00	.00	.00	2,187.50	2,812.50	43.75
FUND/SCC-0149240 WOODBURY SWIM CAPS						
R1635 SPORT ORIENTED ACTIVITIE	2,000.00	40.00	.00	723.45	1,276.55	36.17
R1710 CLASSROOM SUPPLIES	1,000.00	.00	.00	922.20	77.80	92.22
R1720 SALE OF WORKBOOKS	1,000.00	.00	.00	48.05	951.95	4.81
TOTAL WOODBURY SWIM CAPS	4,000.00	40.00	.00	1,693.70	2,306.30	42.34
FUND/SCC-0149241 TRANSCRIPT FEES						
R1626 PUBLIC SERVICE ACTIVITY	5,000.00	93.00	.00	3,395.00	1,605.00	67.90
TOTAL TRANSCRIPT FEES	5,000.00	93.00	.00	3,395.00	1,605.00	67.90
FUND/SCC-0149242 MS PHYS ED						
R1790 OTHR CLASSRM MATERIAL/FE	2,000.00	.00	.00	1,726.00	274.00	86.30
TOTAL MS PHYS ED	2,000.00	.00	.00	1,726.00	274.00	86.30
FUND/SCC-0149852 CHILE TRIPS						
R1632 LANGUAGE ORIENTD ACTIVIT	75,000.00	.00	.00	1,715.00	73,285.00	2.29
TOTAL CHILE TRIPS	75,000.00	.00	.00	1,715.00	73,285.00	2.29
FUND/SCC-0149853 SCIENCE IMMERSION TRV HS						
R1621 ACADEMIC ORIENTED ACTIV	1,000.00	.00	.00	264.90	735.10	26.49
TOTAL SCIENCE IMMERSION TRV H	1,000.00	.00	.00	264.90	735.10	26.49
FUND/SCC-0189245 PUBLIC SCHL SUPPRT/CHOIR/						
R1410 INTEREST ON INVESTMENTS	.00	10.76	.00	121.53	-121.53	.00
R1614 MUSIC ORIENTED ACTIVITY	28,000.00	.00	.00	.00	28,000.00	.00
R1624 MUSIC ORIENTED ACTIVITY	5,000.00	.00	.00	6,545.80	-1,545.80	130.92
R1634 MUSIC ORIENTED ACTIVITY	40,000.00	.00	.00	36,941.29	3,058.71	92.35
R1690 OTHER EXTRACURR STUD ACT	5,000.00	.00	.00	.00	5,000.00	.00
R1820 CONTRIBUT-PRIVATE SOURCE	6,400.00	1,368.82	.00	7,437.82	-1,037.82	116.22

SELECTION CRITERIA: ALL
ACCOUNTING PERIOD: 9/20

SORTED BY: FUND/SCC,ACCOUNT
TOTALED ON: FUND/SCC
PAGE BREAKS ON:

FUND/SCC-0189245 PUBLIC SCHL SUPPRT/CHOIR/

ACCOUNT - - - - - TITLE - - - - -	BUDGET	PERIOD RECEIPTS	RECEIVABLES	YEAR TO DATE RECEIPTS	AVAILABLE BALANCE	YTD/ BUD
TOTAL PUBLIC SCHL SUPPRT/CHOI	84,400.00	1,379.58	.00	51,046.44	33,353.56	60.48
FUND/SCC-0189246 LOMOND BOOK FAIR						
R1626 PUBLIC SERVICE ACTIVITY	20,000.00	1,323.96	.00	3,344.96	16,655.04	16.72
TOTAL LOMOND BOOK FAIR	20,000.00	1,323.96	.00	3,344.96	16,655.04	16.72
FUND/SCC-0189247 ASIAN STUDIES-CHINESE LAN						
R1631 ACADEMIC ORIENTED ACTIV	.00	.00	.00	500.00	-500.00	.00
TOTAL ASIAN STUDIES-CHINESE L	.00	.00	.00	500.00	-500.00	.00
FUND/SCC-0189249 PUBLIC SCHL SUPPRT/COSTA						
R1820 CONTRIBUT-PRIVATE SOURCE	.00	.00	.00	127.88	-127.88	.00
TOTAL PUBLIC SCHL SUPPRT/COST	.00	.00	.00	127.88	-127.88	.00
FUND/SCC-0189251 ASIAN STUDIES TRAVEL						
R1631 ACADEMIC ORIENTED ACTIV	.00	900.00	.00	40,350.00	-40,350.00	.00
TOTAL ASIAN STUDIES TRAVEL	.00	900.00	.00	40,350.00	-40,350.00	.00
FUND/SCC-0189253 PUBLIC SCHL SUPPRT/BAND B						
R1410 INTEREST ON INVESTMENTS	.00	9.15	.00	120.80	-120.80	.00
TOTAL PUBLIC SCHL SUPPRT/BAND	.00	9.15	.00	120.80	-120.80	.00
FUND/SCC-0189257 WOODBURY 6TH GRADE CAMP						
R1631 ACADEMIC ORIENTED ACTIV	.00	4,560.00	.00	9,535.00	-9,535.00	.00
TOTAL WOODBURY 6TH GRADE CAMP	.00	4,560.00	.00	9,535.00	-9,535.00	.00
FUND/SCC-0189259 IMMERSION TRIPS CAMBODIA						
R1631 ACADEMIC ORIENTED ACTIV	100,000.00	.00	.00	3,000.00	97,000.00	3.00
TOTAL IMMERSION TRIPS CAMBODI	100,000.00	.00	.00	3,000.00	97,000.00	3.00
FUND/SCC-0189281 PUBLIC SCHOOL SUPPORT - B						
R1410 INTEREST ON INVESTMENTS	.00	.98	.00	14.77	-14.77	.00
TOTAL PUBLIC SCHOOL SUPPORT -	.00	.98	.00	14.77	-14.77	.00
FUND/SCC-0189282 PUBLIC SCHOOL SUPPORT - F						
R1410 INTEREST ON INVESTMENTS	.00	4.37	.00	49.73	-49.73	.00
R1634 MUSIC ORIENTED ACTIVITY	.00	.00	.00	142.00	-142.00	.00
R1850 COMMISSIONS	.00	.00	.00	581.10	-581.10	.00
TOTAL PUBLIC SCHOOL SUPPORT -	.00	4.37	.00	772.83	-772.83	.00
FUND/SCC-0189283 PUBLIC SCHOOL SUPPORT - L						
R1410 INTEREST ON INVESTMENTS	.00	11.11	.00	138.70	-138.70	.00
R1631 ACADEMIC ORIENTED ACTIV	.00	.00	.00	676.35	-676.35	.00
R1820 CONTRIBUT-PRIVATE SOURCE	.00	.00	.00	71.32	-71.32	.00
R1890 OTHER MISC RECEIPTS	1,000.00	.00	.00	1,127.50	-127.50	112.75

SELECTION CRITERIA: ALL
ACCOUNTING PERIOD: 9/20

SORTED BY: FUND/SCC,ACCOUNT
TOTALED ON: FUND/SCC
PAGE BREAKS ON:

FUND/SCC-0189283 PUBLIC SCHOOL SUPPORT - L

ACCOUNT - - - - - TITLE - - - - -	BUDGET	PERIOD RECEIPTS	RECEIVABLES	YEAR TO DATE RECEIPTS	AVAILABLE BALANCE	YTD/ BUD
TOTAL PUBLIC SCHOOL SUPPORT -	1,000.00	11.11	.00	2,013.87	-1,013.87	201.39
FUND/SCC-0189284 PUBLIC SUPPORT - MERCER S						
R1410 INTEREST ON INVESTMENTS	.00	1.57	.00	12.08	-12.08	.00
R1631 ACADEMIC ORIENTED ACTIV	.00	.00	.00	796.20	-796.20	.00
TOTAL PUBLIC SUPPORT - MERCER	.00	1.57	.00	808.28	-808.28	.00
FUND/SCC-0189285 PUBLIC SCHOOL SUPPORT - O						
R1410 INTEREST ON INVESTMENTS	.00	5.49	.00	42.02	-42.02	.00
R1626 PUBLIC SERVICE ACTIVITY	.00	.00	.00	1,054.65	-1,054.65	.00
R1631 ACADEMIC ORIENTED ACTIV	.00	.00	.00	1,091.10	-1,091.10	.00
R1634 MUSIC ORIENTED ACTIVITY	.00	.00	.00	134.00	-134.00	.00
R1690 OTHER EXTRACURR STUD ACT	.00	.00	.00	510.00	-510.00	.00
R1820 CONTRIBUT-PRIVATE SOURCE	.00	508.50	.00	508.50	-508.50	.00
TOTAL PUBLIC SCHOOL SUPPORT -	.00	513.99	.00	3,340.27	-3,340.27	.00
FUND/SCC-0189286 PUBLIC SCHOOL SUPPORT - W						
R1410 INTEREST ON INVESTMENTS	.00	4.75	.00	40.20	-40.20	.00
R1626 PUBLIC SERVICE ACTIVITY	.00	624.00	.00	1,313.00	-1,313.00	.00
R1850 COMMISSIONS	.00	.00	.00	1,376.85	-1,376.85	.00
TOTAL PUBLIC SCHOOL SUPPORT -	.00	628.75	.00	2,730.05	-2,730.05	.00
FUND/SCC-0189287 PUBLIC SCHOOL SUPPORT - M						
R1410 INTEREST ON INVESTMENTS	.00	40.04	.00	519.62	-519.62	.00
R1626 PUBLIC SERVICE ACTIVITY	.00	.00	.00	612.00	-612.00	.00
R1631 ACADEMIC ORIENTED ACTIV	.00	.00	.00	-40.00	40.00	.00
R1740 CLASS FEES	19,500.00	490.00	.00	12,600.65	6,899.35	64.62
R1820 CONTRIBUT-PRIVATE SOURCE	6,400.00	.00	.00	5,681.77	718.23	88.78
R1850 COMMISSIONS	1,000.00	.00	.00	143.52	856.48	14.35
R1890 OTHER MISC RECEIPTS	.00	953.00	.00	961.00	-961.00	.00
TOTAL PUBLIC SCHOOL SUPPORT -	26,900.00	1,483.04	.00	20,478.56	6,421.44	76.13
FUND/SCC-0189288 PUBLIC SCHOOL SUPPORT - H						
R1410 INTEREST ON INVESTMENTS	5,000.00	60.64	.00	809.05	4,190.95	16.18
R1621 ACADEMIC ORIENTED ACTIV	5,000.00	.00	.00	526.00	4,474.00	10.52
R1631 ACADEMIC ORIENTED ACTIV	.00	206.00	.00	476.00	-476.00	.00
R1740 CLASS FEES	45,500.00	750.00	.00	30,581.25	14,918.75	67.21
R1790 OTHR CLASSRM MATERIAL/FE	.00	.00	.00	270.00	-270.00	.00
R1820 CONTRIBUT-PRIVATE SOURCE	2,200.00	.00	.00	4,561.00	-2,361.00	207.32
R1890 OTHER MISC RECEIPTS	.00	7.00	.00	74.00	-74.00	.00
TOTAL PUBLIC SCHOOL SUPPORT -	57,700.00	1,023.64	.00	37,297.30	20,402.70	64.64
FUND/SCC-0189289 PTO GRANTS - HIGH SCHOOL						
R1790 OTHR CLASSRM MATERIAL/FE	10,000.00	.00	.00	481.91	9,518.09	4.82
R1820 CONTRIBUT-PRIVATE SOURCE	4,200.00	.00	.00	8,857.03	-4,657.03	210.88

SELECTION CRITERIA: ALL
ACCOUNTING PERIOD: 9/20

SORTED BY: FUND/SCC,ACCOUNT
TOTALED ON: FUND/SCC
PAGE BREAKS ON:

FUND/SCC-0189289 PTO GRANTS - HIGH SCHOOL

ACCOUNT - - - - - TITLE - - - - -	BUDGET	PERIOD RECEIPTS	RECEIVABLES	YEAR TO DATE RECEIPTS	AVAILABLE BALANCE	YTD/ BUD
TOTAL PTO GRANTS - HIGH SCHOO	14,200.00	.00	.00	9,338.94	4,861.06	65.77
FUND/SCC-0189920 SWEETHEART DANCE FKA FATH						
R1616 PUBLIC SERVICE ACTIVITY	20,000.00	2,670.00	.00	11,178.00	8,822.00	55.89
TOTAL SWEETHEART DANCE FKA FA	20,000.00	2,670.00	.00	11,178.00	8,822.00	55.89
FUND/SCC-0189922 MIDDLE SCHOOL SCHOLARS						
R1626 PUBLIC SERVICE ACTIVITY	.00	.00	.00	2,686.97	-2,686.97	.00
R1820 CONTRIBUT-PRIVATE SOURCE	.00	.00	.00	65.00	-65.00	.00
TOTAL MIDDLE SCHOOL SCHOLARS	.00	.00	.00	2,751.97	-2,751.97	.00
FUND/SCC-0189925 LOMOND GARDEN CLUB						
R1820 CONTRIBUT-PRIVATE SOURCE	.00	.00	.00	750.00	-750.00	.00
TOTAL LOMOND GARDEN CLUB	.00	.00	.00	750.00	-750.00	.00
FUND/SCC-0189929 MAC SCHOLARS - BOULEVARD						
R1820 CONTRIBUT-PRIVATE SOURCE	800.00	.00	.00	445.00	355.00	55.63
TOTAL MAC SCHOLARS - BOULEVAR	800.00	.00	.00	445.00	355.00	55.63
FUND/SCC-0200000 SHAKER MERCHANDISE						
R1833 CUSTOMER SERVICES	5,000.00	-43.74	.00	-79.58	5,079.58	-1.59
R1890 OTHER MISC RECEIPTS	10,000.00	27.78	.00	981.56	9,018.44	9.82
R5100 TRANSFERS-IN	10,000.00	.00	.00	.00	10,000.00	.00
TOTAL SHAKER MERCHANDISE	25,000.00	-15.96	.00	901.98	24,098.02	3.61
FUND/SCC-0229269 ANTHEM OPT LIFE INSURANCE						
R1839 OTHER ENTITIES	26,000.00	3,494.80	.00	32,852.00	-6,852.00	126.35
TOTAL ANTHEM OPT LIFE INSURAN	26,000.00	3,494.80	.00	32,852.00	-6,852.00	126.35
FUND/SCC-0229272 SERS						
R1890 OTHER MISC RECEIPTS	500,000.00	.00	.00	58,058.77	441,941.23	11.61
TOTAL SERS	500,000.00	.00	.00	58,058.77	441,941.23	11.61
FUND/SCC-0229275 WORKER'S COMP-AGENCY						
R1839 OTHER ENTITIES	209,000.00	.00	.00	327,846.25	-118,846.25	156.86
R1890 OTHER MISC RECEIPTS	.00	.00	.00	7,018.14	-7,018.14	.00
TOTAL WORKER'S COMP-AGENCY	209,000.00	.00	.00	334,864.39	-125,864.39	160.22
FUND/SCC-0229281 PAY FOR IT TRANSACTION AG						
R1890 OTHER MISC RECEIPTS	.00	565.00	.00	14,492.60	-14,492.60	.00
TOTAL PAY FOR IT TRANSACTION	.00	565.00	.00	14,492.60	-14,492.60	.00
FUND/SCC-0229282 OTHER MISC						
R1890 OTHER MISC RECEIPTS	.00	.00	.00	25.00	-25.00	.00
TOTAL OTHER MISC	.00	.00	.00	25.00	-25.00	.00

SELECTION CRITERIA: ALL
ACCOUNTING PERIOD: 9/20

SORTED BY: FUND/SCC,ACCOUNT
TOTALED ON: FUND/SCC
PAGE BREAKS ON:

FUND/SCC-0229282 OTHER MISC

ACCOUNT - - - - - TITLE - - - - -	BUDGET	PERIOD RECEIPTS	RECEIVABLES	YEAR TO DATE RECEIPTS	AVAILABLE BALANCE	YTD/ BUD
FUND/SCC-0229283 HOLDING ACCOUNT - TEXTBOO						
R1890 OTHER MISC RECEIPTS	.00	.00	.00	-326.50	326.50	.00
TOTAL HOLDING ACCOUNT - TEXTB	.00	.00	.00	-326.50	326.50	.00
FUND/SCC-0229290 ALLSTATE VOLUNTARY INSURA						
R1839 OTHER ENTITIES	111,000.00	18,111.57	.00	151,364.52	-40,364.52	136.36
TOTAL ALLSTATE VOLUNTARY INSU	111,000.00	18,111.57	.00	151,364.52	-40,364.52	136.36
FUND/SCC-0229291 LINCOLN NATIONAL LTD						
R1839 OTHER ENTITIES	30,000.00	3,946.54	.00	38,686.81	-8,686.81	128.96
TOTAL LINCOLN NATIONAL LTD	30,000.00	3,946.54	.00	38,686.81	-8,686.81	128.96
FUND/SCC-0229293 MEDICAL MUTUAL FLEX PLAN						
R1839 OTHER ENTITIES	118,000.00	23,381.82	.00	174,059.05	-56,059.05	147.51
R1890 OTHER MISC RECEIPTS	.00	.00	.00	40.00	-40.00	.00
TOTAL MEDICAL MUTUAL FLEX PLA	118,000.00	23,381.82	.00	174,099.05	-56,099.05	147.54
FUND/SCC-0229294 LEGAL SHIELD EMPLOYEE PD						
R1839 OTHER ENTITIES	6,000.00	1,102.24	.00	8,777.08	-2,777.08	146.28
TOTAL LEGAL SHIELD EMPLOYEE P	6,000.00	1,102.24	.00	8,777.08	-2,777.08	146.28
FUND/SCC-0229297 STALE DATED CHECKS FY19						
R1890 OTHER MISC RECEIPTS	.00	-7,643.08	.00	-7,643.08	7,643.08	.00
TOTAL STALE DATED CHECKS FY19	.00	-7,643.08	.00	-7,643.08	7,643.08	.00
FUND/SCC-0229801 HATHAWAY BROWN-AGENCY						
R1832 OTHER SCHOOL DISTRICTS	590,000.00	.00	.00	134,524.40	455,475.60	22.80
TOTAL HATHAWAY BROWN-AGENCY	590,000.00	.00	.00	134,524.40	455,475.60	22.80
FUND/SCC-0229802 LAUREL SCHOOL-AGENCY						
R1832 OTHER SCHOOL DISTRICTS	210,000.00	.00	.00	.00	210,000.00	.00
TOTAL LAUREL SCHOOL-AGENCY	210,000.00	.00	.00	.00	210,000.00	.00
FUND/SCC-0229805 INACTIVE LUNCH ACCT BALA						
R1890 OTHER MISC RECEIPTS	.00	.00	.00	-40.80	40.80	.00
TOTAL INACTIVE LUNCH ACCT BAL	.00	.00	.00	-40.80	40.80	.00
FUND/SCC-0229806 UNIVERSITY SCHOOL-AGENCY						
R1832 OTHER SCHOOL DISTRICTS	.00	.00	.00	46,626.60	-46,626.60	.00
TOTAL UNIVERSITY SCHOOL-AGENC	.00	.00	.00	46,626.60	-46,626.60	.00
FUND/SCC-0240000 EMP. BEN/SELF INS.PRESCRI						
R1839 OTHER ENTITIES	2,246,000.00	161,025.47	.00	1,494,967.76	751,032.24	66.56
R1890 OTHER MISC RECEIPTS	200,000.00	.00	.00	.00	200,000.00	.00

SELECTION CRITERIA: ALL
ACCOUNTING PERIOD: 9/20

SORTED BY: FUND/SCC,ACCOUNT
TOTALED ON: FUND/SCC
PAGE BREAKS ON:

FUND/SCC-0240000 EMP. BEN/SELF INS.PRESCRI

ACCOUNT - - - - - TITLE - - - - -	BUDGET	PERIOD RECEIPTS	RECEIVABLES	YEAR TO DATE RECEIPTS	AVAILABLE BALANCE	YTD/ BUD
TOTAL EMP. BEN/SELF INS.PRESC	2,446,000.00	161,025.47	.00	1,494,967.76	951,032.24	61.12
FUND/SCC-0249261 EMP. BEN/SELF INS./DENTAL						
R1839 OTHER ENTITIES	817,000.00	58,095.02	.00	538,947.31	278,052.69	65.97
TOTAL EMP. BEN/SELF INS./DENT	817,000.00	58,095.02	.00	538,947.31	278,052.69	65.97
FUND/SCC-0249262 EMP. BEN/SELF INS./HEALTH						
R1839 OTHER ENTITIES	9,132,000.00	660,115.87	.00	6,144,314.91	2,987,685.09	67.28
R1890 OTHER MISC RECEIPTS	.00	29,460.00	.00	29,460.00	-29,460.00	.00
TOTAL EMP. BEN/SELF INS./HEAL	9,132,000.00	689,575.87	.00	6,173,774.91	2,958,225.09	67.61
FUND/SCC-0249264 EMP. BEN/SELF INS./COBRA						
R1839 OTHER ENTITIES	32,000.00	1,437.20	.00	24,053.29	7,946.71	75.17
TOTAL EMP. BEN/SELF INS./COBR	32,000.00	1,437.20	.00	24,053.29	7,946.71	75.17
FUND/SCC-0249270 ANTHEM LIFE INSURANCE						
R1839 OTHER ENTITIES	73,000.00	4,986.78	.00	46,066.19	26,933.81	63.10
TOTAL ANTHEM LIFE INSURANCE	73,000.00	4,986.78	.00	46,066.19	26,933.81	63.10
FUND/SCC-0279209 WORKMAN'S COMP- RESERVE F						
R1890 OTHER MISC RECEIPTS	161,000.00	.00	.00	.00	161,000.00	.00
TOTAL WORKMAN'S COMP- RESERVE	161,000.00	.00	.00	.00	161,000.00	.00
FUND/SCC-0279210 WORKMAN'S COMP- RESERVE F						
R1890 OTHER MISC RECEIPTS	106,000.00	.00	.00	.00	106,000.00	.00
TOTAL WORKMAN'S COMP- RESERVE	106,000.00	.00	.00	.00	106,000.00	.00
FUND/SCC-0279211 WORKMAN'S COMP- RESERVE F						
R1890 OTHER MISC RECEIPTS	17,000.00	.00	.00	.00	17,000.00	.00
TOTAL WORKMAN'S COMP- RESERVE	17,000.00	.00	.00	.00	17,000.00	.00
FUND/SCC-0279212 WORKMAN'S COMP- RESERVE F						
R1890 OTHER MISC RECEIPTS	41,000.00	.00	.00	.00	41,000.00	.00
TOTAL WORKMAN'S COMP- RESERVE	41,000.00	.00	.00	.00	41,000.00	.00
FUND/SCC-2009501 STUDENT ACTIVITY/BOOKSTOR						
R1640 BOOKSTORE SALES	.00	711.00	.00	6,236.85	-6,236.85	.00
TOTAL STUDENT ACTIVITY/BOOKST	.00	711.00	.00	6,236.85	-6,236.85	.00
FUND/SCC-2009502 STUDENT ACTIVITY/CHEERLEA						
R1625 SPORT ORIENTED ACTIVITIE	.00	.00	.00	2,343.00	-2,343.00	.00
R1635 SPORT ORIENTED ACTIVITIE	.00	.00	.00	1,678.34	-1,678.34	.00
R1820 CONTRIBUT-PRIVATE SOURCE	.00	.00	.00	2,144.39	-2,144.39	.00
TOTAL STUDENT ACTIVITY/CHEERL	.00	.00	.00	6,165.73	-6,165.73	.00

SELECTION CRITERIA: ALL
ACCOUNTING PERIOD: 9/20

SORTED BY: FUND/SCC,ACCOUNT
TOTALED ON: FUND/SCC
PAGE BREAKS ON:

FUND/SCC-2009503 STUDENT ACTIVITY/ACADEMIC

ACCOUNT - - - - - TITLE - - - - -	BUDGET	PERIOD RECEIPTS	RECEIVABLES	YEAR TO DATE RECEIPTS	AVAILABLE BALANCE	YTD/ BUD
FUND/SCC-2009503 STUDENT ACTIVITY/ACADEMIC						
R1621 ACADEMIC ORIENTED ACTIV	.00	.00	.00	717.00	-717.00	.00
R1631 ACADEMIC ORIENTED ACTIV	.00	292.38	.00	292.38	-292.38	.00
TOTAL STUDENT ACTIVITY/ACADEM	.00	292.38	.00	1,009.38	-1,009.38	.00
FUND/SCC-2009504 MS DRILL TEAM						
R1635 SPORT ORIENTED ACTIVITIE	.00	.00	.00	159.80	-159.80	.00
TOTAL MS DRILL TEAM	.00	.00	.00	159.80	-159.80	.00
FUND/SCC-2009505 SHAKER FILM CLUB						
R1611 ACADEMIC ORIENTED ACTIV	.00	.00	.00	435.00	-435.00	.00
TOTAL SHAKER FILM CLUB	.00	.00	.00	435.00	-435.00	.00
FUND/SCC-2009506 STUDENT ACTIVITY/YOUTH EN						
R1626 PUBLIC SERVICE ACTIVITY	.00	.00	.00	704.00	-704.00	.00
R1820 CONTRIBUT-PRIVATE SOURCE	.00	.00	.00	50.00	-50.00	.00
TOTAL STUDENT ACTIVITY/YOUTH	.00	.00	.00	754.00	-754.00	.00
FUND/SCC-2009509 STUDENT ACTIVITY/CHOIR						
R1634 MUSIC ORIENTED ACTIVITY	.00	20.00	.00	52.00	-52.00	.00
TOTAL STUDENT ACTIVITY/CHOIR	.00	20.00	.00	52.00	-52.00	.00
FUND/SCC-2009511 WOODBURY MODEL UN						
R1631 ACADEMIC ORIENTED ACTIV	.00	.00	.00	14,200.00	-14,200.00	.00
TOTAL WOODBURY MODEL UN	.00	.00	.00	14,200.00	-14,200.00	.00
FUND/SCC-2009512 MIDDLE SCHOOL MODEL UN						
R1631 ACADEMIC ORIENTED ACTIV	.00	1,000.00	.00	16,100.00	-16,100.00	.00
R1820 CONTRIBUT-PRIVATE SOURCE	.00	.00	.00	500.00	-500.00	.00
TOTAL MIDDLE SCHOOL MODEL UN	.00	1,000.00	.00	16,600.00	-16,600.00	.00
FUND/SCC-2009521 STUDENT ACTIVITY/DRAMA						
R1622 LANGUAGE ORIENTD ACTIVIT	.00	.00	.00	3,824.00	-3,824.00	.00
R1631 ACADEMIC ORIENTED ACTIV	.00	.00	.00	2,012.00	-2,012.00	.00
R1820 CONTRIBUT-PRIVATE SOURCE	.00	271.80	.00	2,321.80	-2,321.80	.00
TOTAL STUDENT ACTIVITY/DRAMA	.00	271.80	.00	8,157.80	-8,157.80	.00
FUND/SCC-2009525 STUDENT ACTIVITY/LATIN CL						
R1622 LANGUAGE ORIENTD ACTIVIT	.00	.00	.00	363.00	-363.00	.00
R1632 LANGUAGE ORIENTD ACTIVIT	.00	230.00	.00	343.00	-343.00	.00
R1820 CONTRIBUT-PRIVATE SOURCE	.00	.00	.00	279.19	-279.19	.00
TOTAL STUDENT ACTIVITY/LATIN	.00	230.00	.00	985.19	-985.19	.00
FUND/SCC-2009526 STUDENT ACTIVITY/MANO EN						
R1622 LANGUAGE ORIENTD ACTIVIT	.00	.00	.00	102.00	-102.00	.00

SELECTION CRITERIA: ALL
ACCOUNTING PERIOD: 9/20

SORTED BY: FUND/SCC,ACCOUNT
TOTALED ON: FUND/SCC
PAGE BREAKS ON:

FUND/SCC-2009526 STUDENT ACTIVITY/MANO EN

ACCOUNT - - - - - TITLE - - - - -	BUDGET	PERIOD RECEIPTS	RECEIVABLES	YEAR TO DATE RECEIPTS	AVAILABLE BALANCE	YTD/ BUD
TOTAL STUDENT ACTIVITY/MANO E	.00	.00	.00	102.00	-102.00	.00
FUND/SCC-2009528 STUDENT ACTIVITY/GRISTMIL						
R1626 PUBLIC SERVICE ACTIVITY	.00	1,176.00	.00	24,877.00	-24,877.00	.00
TOTAL STUDENT ACTIVITY/GRISTM	.00	1,176.00	.00	24,877.00	-24,877.00	.00
FUND/SCC-2009531 STUDENT ACTIVITY/INSTRUME						
R1634 MUSIC ORIENTED ACTIVITY	.00	.00	.00	12,257.00	-12,257.00	.00
TOTAL STUDENT ACTIVITY/INSTRU	.00	.00	.00	12,257.00	-12,257.00	.00
FUND/SCC-2009533 STUDENT ACTIVITY/S.G.O.R.						
R1626 PUBLIC SERVICE ACTIVITY	.00	.00	.00	2,200.00	-2,200.00	.00
TOTAL STUDENT ACTIVITY/S.G.O.	.00	.00	.00	2,200.00	-2,200.00	.00
FUND/SCC-2009535 STUDENT ACTIVITY/ MODEL U						
R1621 ACADEMIC ORIENTED ACTIV	.00	.00	.00	523.00	-523.00	.00
R1631 ACADEMIC ORIENTED ACTIV	.00	.00	.00	30,300.00	-30,300.00	.00
R1820 CONTRIBUT-PRIVATE SOURCE	.00	.00	.00	198.00	-198.00	.00
TOTAL STUDENT ACTIVITY/ MODEL	.00	.00	.00	31,021.00	-31,021.00	.00
FUND/SCC-2009536 STUDENT ACTIVITY/RUBIK'S						
R1636 PUBLIC SERVICE ACTIVITY	.00	.00	.00	10.00	-10.00	.00
TOTAL STUDENT ACTIVITY/RUBIK'	.00	.00	.00	10.00	-10.00	.00
FUND/SCC-2009539 STUDENT ACTIVITY/ECOLOGY						
R1626 PUBLIC SERVICE ACTIVITY	.00	38.00	.00	265.15	-265.15	.00
TOTAL STUDENT ACTIVITY/ECOLOG	.00	38.00	.00	265.15	-265.15	.00
FUND/SCC-2009545 STUDENT ACTIVITY/HS STUDE						
R1636 PUBLIC SERVICE ACTIVITY	.00	.00	.00	186.00	-186.00	.00
TOTAL STUDENT ACTIVITY/HS STU	.00	.00	.00	186.00	-186.00	.00
FUND/SCC-2009553 STUDENT ACTIVITY/SKI CLUB						
R1635 SPORT ORIENTED ACTIVITIE	.00	.00	.00	17,146.10	-17,146.10	.00
TOTAL STUDENT ACTIVITY/SKI CL	.00	.00	.00	17,146.10	-17,146.10	.00
FUND/SCC-2009555 STUDENT ACTIVITY / STUDEN						
R1626 PUBLIC SERVICE ACTIVITY	.00	.00	.00	3,900.46	-3,900.46	.00
TOTAL STUDENT ACTIVITY / STUD	.00	.00	.00	3,900.46	-3,900.46	.00
FUND/SCC-2009571 MIDDLE SCHOOL CHEERLEADER						
R1635 SPORT ORIENTED ACTIVITIE	.00	.00	.00	3,058.00	-3,058.00	.00
TOTAL MIDDLE SCHOOL CHEERLEAD	.00	.00	.00	3,058.00	-3,058.00	.00

FUND/SCC-2009576 SANKOFA

SELECTION CRITERIA: ALL
ACCOUNTING PERIOD: 9/20

SORTED BY: FUND/SCC,ACCOUNT
TOTALED ON: FUND/SCC
PAGE BREAKS ON:

FUND/SCC-2009576 SANKOFA

ACCOUNT - - - - - TITLE - - - - -	BUDGET	PERIOD RECEIPTS	RECEIVABLES	YEAR TO DATE RECEIPTS	AVAILABLE BALANCE	YTD/ BUD
R1624 MUSIC ORIENTED ACTIVITY	.00	5,571.25	.00	7,190.25	-7,190.25	.00
TOTAL SANKOFA	.00	5,571.25	.00	7,190.25	-7,190.25	.00
FUND/SCC-2009586 RAIDERETTES (STUDENT ACTI						
R1634 MUSIC ORIENTED ACTIVITY	.00	.00	.00	606.45	-606.45	.00
TOTAL RAIDERETTES (STUDENT AC	.00	.00	.00	606.45	-606.45	.00
FUND/SCC-2009591 WOODBURY SKI CLUB						
R1635 SPORT ORIENTED ACTIVITIE	.00	.00	.00	9,945.00	-9,945.00	.00
TOTAL WOODBURY SKI CLUB	.00	.00	.00	9,945.00	-9,945.00	.00
FUND/SCC-2009598 IMPROV TEAM						
R1820 CONTRIBUT-PRIVATE SOURCE	.00	50.00	.00	91.30	-91.30	.00
TOTAL IMPROV TEAM	.00	50.00	.00	91.30	-91.30	.00
FUND/SCC-2009601 CLASS OF 2020						
R1626 PUBLIC SERVICE ACTIVITY	.00	1,350.00	.00	19,674.00	-19,674.00	.00
TOTAL CLASS OF 2020	.00	1,350.00	.00	19,674.00	-19,674.00	.00
FUND/SCC-2009602 CLASS OF 2021						
R1626 PUBLIC SERVICE ACTIVITY	.00	112.00	.00	3,304.31	-3,304.31	.00
R1820 CONTRIBUT-PRIVATE SOURCE	.00	218.00	.00	691.44	-691.44	.00
TOTAL CLASS OF 2021	.00	330.00	.00	3,995.75	-3,995.75	.00
FUND/SCC-2009603 CLASS OF 2022						
R1626 PUBLIC SERVICE ACTIVITY	.00	60.00	.00	378.00	-378.00	.00
TOTAL CLASS OF 2022	.00	60.00	.00	378.00	-378.00	.00
FUND/SCC-2009604 LETTUCE CLUB						
R1626 PUBLIC SERVICE ACTIVITY	.00	18.00	.00	222.00	-222.00	.00
R1636 PUBLIC SERVICE ACTIVITY	.00	.00	.00	26.00	-26.00	.00
TOTAL LETTUCE CLUB	.00	18.00	.00	248.00	-248.00	.00
FUND/SCC-2009605 CLASS OF 2023						
R1626 PUBLIC SERVICE ACTIVITY	.00	.00	.00	217.50	-217.50	.00
R1820 CONTRIBUT-PRIVATE SOURCE	.00	.00	.00	119.64	-119.64	.00
TOTAL CLASS OF 2023	.00	.00	.00	337.14	-337.14	.00
FUND/SCC-2009606 HEARTRISE						
R1626 PUBLIC SERVICE ACTIVITY	.00	.00	.00	404.50	-404.50	.00
TOTAL HEARTRISE	.00	.00	.00	404.50	-404.50	.00
FUND/SCC-2009607 HS-WOMENS STUDIES CLUB						
R1626 PUBLIC SERVICE ACTIVITY	.00	.00	.00	55.07	-55.07	.00
R1820 CONTRIBUT-PRIVATE SOURCE	.00	.00	.00	100.00	-100.00	.00

SELECTION CRITERIA: ALL
ACCOUNTING PERIOD: 9/20

SORTED BY: FUND/SCC,ACCOUNT
TOTALED ON: FUND/SCC
PAGE BREAKS ON:

FUND/SCC-2009607 HS-WOMENS STUDIES CLUB

ACCOUNT - - - - - TITLE - - - - -	BUDGET	PERIOD RECEIPTS	RECEIVABLES	YEAR TO DATE RECEIPTS	AVAILABLE BALANCE	YTD/ BUD
TOTAL HS-WOMENS STUDIES CLUB	.00	.00	.00	155.07	-155.07	.00
FUND/SCC-2009608 ESPORT CLUB						
R1636 PUBLIC SERVICE ACTIVITY	.00	.00	.00	1,015.00	-1,015.00	.00
R1820 CONTRIBUT-PRIVATE SOURCE	.00	.00	.00	200.00	-200.00	.00
TOTAL ESPORT CLUB	.00	.00	.00	1,215.00	-1,215.00	.00
FUND/SCC-2009609 STUDENT ACTIVITY						
R1626 PUBLIC SERVICE ACTIVITY	.00	.00	.00	62.00	-62.00	.00
TOTAL STUDENT ACTIVITY	.00	.00	.00	62.00	-62.00	.00
FUND/SCC-3009601 ATHLETICS/H.S. MEN'S ATHL						
R1625 SPORT ORIENTED ACTIVITIE	.00	416.00	.00	47,749.00	-47,749.00	.00
R1635 SPORT ORIENTED ACTIVITIE	.00	.00	.00	6,584.00	-6,584.00	.00
R1890 OTHER MISC RECEIPTS	.00	.00	.00	4,328.45	-4,328.45	.00
R5100 TRANSFERS-IN	.00	.00	.00	90,000.00	-90,000.00	.00
TOTAL ATHLETICS/H.S. MEN'S AT	.00	416.00	.00	148,661.45	-148,661.45	.00
FUND/SCC-3009602 ATHLETICS/M.S. ATHLETICS						
R1860 FINES	.00	.00	.00	50.00	-50.00	.00
R5100 TRANSFERS-IN	.00	.00	.00	40,000.00	-40,000.00	.00
TOTAL ATHLETICS/M.S. ATHLETIC	.00	.00	.00	40,050.00	-40,050.00	.00
FUND/SCC-3009603 ATHLETICS/H.S. WOMEN'S AT						
R1615 SPORT ORIENTED ACTIVITIE	.00	.00	.00	312.00	-312.00	.00
R1625 SPORT ORIENTED ACTIVITIE	.00	.00	.00	9,256.00	-9,256.00	.00
R1635 SPORT ORIENTED ACTIVITIE	.00	.00	.00	396.00	-396.00	.00
R1890 OTHER MISC RECEIPTS	.00	.00	.00	2,220.00	-2,220.00	.00
R5100 TRANSFERS-IN	.00	.00	.00	75,000.00	-75,000.00	.00
TOTAL ATHLETICS/H.S. WOMEN'S	.00	.00	.00	87,184.00	-87,184.00	.00
FUND/SCC-3009605 ATHLETICS/GIRLS SOCCER FU						
R1625 SPORT ORIENTED ACTIVITIE	.00	.00	.00	2,202.00	-2,202.00	.00
R1635 SPORT ORIENTED ACTIVITIE	.00	.00	.00	65.00	-65.00	.00
TOTAL ATHLETICS/GIRLS SOCCER	.00	.00	.00	2,267.00	-2,267.00	.00
FUND/SCC-3009606 ATHLETICS/GIRLS BASKETBAL						
R1635 SPORT ORIENTED ACTIVITIE	.00	.00	.00	2,157.00	-2,157.00	.00
TOTAL ATHLETICS/GIRLS BASKETB	.00	.00	.00	2,157.00	-2,157.00	.00
FUND/SCC-3009608 ATHLETICS/GIRLS' VOLLEYBA						
R1625 SPORT ORIENTED ACTIVITIE	.00	.00	.00	6,885.70	-6,885.70	.00
TOTAL ATHLETICS/GIRLS' VOLLEY	.00	.00	.00	6,885.70	-6,885.70	.00

FUND/SCC-3009609 ATHLETICS/GIRLS' TRACK

SELECTION CRITERIA: ALL
ACCOUNTING PERIOD: 9/20

SORTED BY: FUND/SCC,ACCOUNT
TOTALED ON: FUND/SCC
PAGE BREAKS ON:

FUND/SCC-3009609 ATHLETICS/GIRLS' TRACK

ACCOUNT - - - - - TITLE - - - - -	BUDGET	PERIOD RECEIPTS	RECEIVABLES	YEAR TO DATE RECEIPTS	AVAILABLE BALANCE	YTD/ BUD
R1625 SPORT ORIENTED ACTIVITIE	.00	.00	.00	2,230.00	-2,230.00	.00
TOTAL ATHLETICS/GIRLS' TRACK	.00	.00	.00	2,230.00	-2,230.00	.00
FUND/SCC-3009614 ATHLETICS/BASKETBALL FUND						
R1625 SPORT ORIENTED ACTIVITIE	.00	492.00	.00	11,862.00	-11,862.00	.00
R1820 CONTRIBUT-PRIVATE SOURCE	.00	.00	.00	8,680.26	-8,680.26	.00
TOTAL ATHLETICS/BASKETBALL FU	.00	492.00	.00	20,542.26	-20,542.26	.00
FUND/SCC-3009616 ATHLETICS/BASEBALL FUNDRA						
R1625 SPORT ORIENTED ACTIVITIE	.00	.00	.00	1,325.00	-1,325.00	.00
R1635 SPORT ORIENTED ACTIVITIE	.00	426.71	.00	3,681.71	-3,681.71	.00
R1820 CONTRIBUT-PRIVATE SOURCE	.00	.00	.00	750.00	-750.00	.00
TOTAL ATHLETICS/BASEBALL FUND	.00	426.71	.00	5,756.71	-5,756.71	.00
FUND/SCC-3009617 ATHLETICS/TENNIS FUNDRAIS						
R1635 SPORT ORIENTED ACTIVITIE	.00	.00	.00	700.00	-700.00	.00
TOTAL ATHLETICS/TENNIS FUNDRA	.00	.00	.00	700.00	-700.00	.00
FUND/SCC-3009620 GIRLS CROSS COUNTRY FUND						
R1625 SPORT ORIENTED ACTIVITIE	.00	.00	.00	243.98	-243.98	.00
R1635 SPORT ORIENTED ACTIVITIE	.00	.00	.00	656.50	-656.50	.00
TOTAL GIRLS CROSS COUNTRY FUN	.00	.00	.00	900.48	-900.48	.00
FUND/SCC-3009621 ATHLETICS - BOY LACROSSE						
R1625 SPORT ORIENTED ACTIVITIE	.00	.00	.00	570.75	-570.75	.00
R1635 SPORT ORIENTED ACTIVITIE	.00	3,405.00	.00	4,005.00	-4,005.00	.00
TOTAL ATHLETICS - BOY LACROSS	.00	3,405.00	.00	4,575.75	-4,575.75	.00
FUND/SCC-3009622 BOYS SOCCER FUND RAISINI						
R1635 SPORT ORIENTED ACTIVITIE	.00	.00	.00	1,090.00	-1,090.00	.00
TOTAL BOYS SOCCER FUND RAISI	.00	.00	.00	1,090.00	-1,090.00	.00
FUND/SCC-3009625 ATHLETICS/BOYS SWIMMING F						
R1820 CONTRIBUT-PRIVATE SOURCE	.00	.00	.00	100.00	-100.00	.00
TOTAL ATHLETICS/BOYS SWIMMING	.00	.00	.00	100.00	-100.00	.00
FUND/SCC-3009627 BOYS GOLF FUNDRAISER						
R1635 SPORT ORIENTED ACTIVITIE	.00	.00	.00	180.00	-180.00	.00
TOTAL BOYS GOLF FUNDRAISER	.00	.00	.00	180.00	-180.00	.00
FUND/SCC-3009630 ATHLETIC TOURNAMENT ACCOU						
R1615 SPORT ORIENTED ACTIVITIE	.00	2,028.00	.00	2,756.00	-2,756.00	.00
TOTAL ATHLETIC TOURNAMENT ACC	.00	2,028.00	.00	2,756.00	-2,756.00	.00

FUND/SCC-4019203 ST DOMINIC FY20

SELECTION CRITERIA: ALL
ACCOUNTING PERIOD: 9/20

SORTED BY: FUND/SCC,ACCOUNT
TOTALED ON: FUND/SCC
PAGE BREAKS ON:

FUND/SCC-4019203 ST DOMINIC FY20

ACCOUNT - - - - - TITLE - - - - -	BUDGET	PERIOD RECEIPTS	RECEIVABLES	YEAR TO DATE RECEIPTS	AVAILABLE BALANCE	YTD/ BUD
R1410 INTEREST ON INVESTMENTS	.00	99.02	.00	455.65	-455.65	.00
R3219 OTHR RSTRD GRANT AID -OH	.00	.00	.00	169,986.56	-169,986.56	.00
TOTAL ST DOMINIC FY20	.00	99.02	.00	170,442.21	-170,442.21	.00
FUND/SCC-4019803 ST.DOMINICS FY 18						
R1890 OTHER MISC RECEIPTS	.00	.00	.00	-2,353.32	2,353.32	.00
TOTAL ST.DOMINICS FY 18	.00	.00	.00	-2,353.32	2,353.32	.00
FUND/SCC-4019903 ST. DOMINIC FY 19						
R1890 OTHER MISC RECEIPTS	.00	.00	.00	2,353.32	-2,353.32	.00
TOTAL ST. DOMINIC FY 19	.00	.00	.00	2,353.32	-2,353.32	.00
FUND/SCC-4019904 UNIVERSITY SCHOOL FY 19						
R3219 OTHR RSTRD GRANT AID -OH	.00	.00	.00	-15.16	15.16	.00
TOTAL UNIVERSITY SCHOOL FY 19	.00	.00	.00	-15.16	15.16	.00
FUND/SCC-4519220 E TECH CONNECTIVITY FY20						
R3219 OTHR RSTRD GRANT AID -OH	.00	7,200.00	.00	14,400.00	-14,400.00	.00
TOTAL E TECH CONNECTIVITY FY2	.00	7,200.00	.00	14,400.00	-14,400.00	.00
FUND/SCC-4679320 STDT WELLNESS/SUCCESS						
R3219 OTHR RSTRD GRANT AID -OH	.00	.00	.00	235,230.51	-235,230.51	.00
TOTAL STDT WELLNESS/SUCCESS	.00	.00	.00	235,230.51	-235,230.51	.00
FUND/SCC-4999020 PARENT MENTOR GRANT FY20						
R4220 RSTRD GRANT AID-FED GOV	.00	2,747.44	.00	14,769.70	-14,769.70	.00
TOTAL PARENT MENTOR GRANT FY2	.00	2,747.44	.00	14,769.70	-14,769.70	.00
FUND/SCC-4999120 SAFETY INTRVNT GRANT FY20						
R3219 OTHR RSTRD GRANT AID -OH	.00	.00	.00	40,000.00	-40,000.00	.00
TOTAL SAFETY INTRVNT GRANT FY	.00	.00	.00	40,000.00	-40,000.00	.00
FUND/SCC-4999902 SCHL SAFETY TRAINING FY20						
R3219 OTHR RSTRD GRANT AID -OH	.00	21,752.55	.00	21,752.55	-21,752.55	.00
TOTAL SCHL SAFETY TRAINING FY	.00	21,752.55	.00	21,752.55	-21,752.55	.00
FUND/SCC-5169014 6B RESTORATION GRANT FY20						
R4220 RSTRD GRANT AID-FED GOV	109,398.07	.00	.00	.00	109,398.07	.00
TOTAL 6B RESTORATION GRANT FY	109,398.07	.00	.00	.00	109,398.07	.00
FUND/SCC-5169016 IDEA FY20						
R4220 RSTRD GRANT AID-FED GOV	1,277,483.26	100,846.60	.00	571,514.63	705,968.63	44.74
TOTAL IDEA FY20	1,277,483.26	100,846.60	.00	571,514.63	705,968.63	44.74

FUND/SCC-5169916 IDEA FY 19

SELECTION CRITERIA: ALL
ACCOUNTING PERIOD: 9/20

SORTED BY: FUND/SCC,ACCOUNT
TOTALED ON: FUND/SCC
PAGE BREAKS ON:

FUND/SCC-5169916 IDEA FY 19

ACCOUNT - - - - - TITLE - - - - -	BUDGET	PERIOD RECEIPTS	RECEIVABLES	YEAR TO DATE RECEIPTS	AVAILABLE BALANCE	YTD/ BUD
R4220 RSTRD GRANT AID-FED GOV	.00	.00	.00	205,609.49	-205,609.49	.00
TOTAL IDEA FY 19	.00	.00	.00	205,609.49	-205,609.49	.00
FUND/SCC-5519051 TITLE III LEP FY20						
R4220 RSTRD GRANT AID-FED GOV	12,490.93	1,159.22	.00	5,577.63	6,913.30	44.65
TOTAL TITLE III LEP FY20	12,490.93	1,159.22	.00	5,577.63	6,913.30	44.65
FUND/SCC-5519951 TITLE III LEP FY 19						
R4220 RSTRD GRANT AID-FED GOV	.00	.00	.00	207.92	-207.92	.00
TOTAL TITLE III LEP FY 19	.00	.00	.00	207.92	-207.92	.00
FUND/SCC-5729072 TITLE I FY20						
R4220 RSTRD GRANT AID-FED GOV	696,425.28	54,562.05	.00	342,519.46	353,905.82	49.18
TOTAL TITLE I FY20	696,425.28	54,562.05	.00	342,519.46	353,905.82	49.18
FUND/SCC-5729972 TITLE I FY 19						
R4220 RSTRD GRANT AID-FED GOV	.00	.00	.00	135,512.86	-135,512.86	.00
TOTAL TITLE I FY 19	.00	.00	.00	135,512.86	-135,512.86	.00
FUND/SCC-5879087 PRE-K SPEC ED GRANT FY20						
R4220 RSTRD GRANT AID-FED GOV	18,756.39	1,032.84	.00	9,625.66	9,130.73	51.32
TOTAL PRE-K SPEC ED GRANT FY2	18,756.39	1,032.84	.00	9,625.66	9,130.73	51.32
FUND/SCC-5909090 TITLE IIA TEACH QUAL FY20						
R4220 RSTRD GRANT AID-FED GOV	152,623.00	5,019.20	.00	68,643.62	83,979.38	44.98
TOTAL TITLE IIA TEACH QUAL FY	152,623.00	5,019.20	.00	68,643.62	83,979.38	44.98
FUND/SCC-5909990 TITLE IIA TEACHER QUALITY						
R4220 RSTRD GRANT AID-FED GOV	.00	.00	.00	-4,947.50	4,947.50	.00
TOTAL TITLE IIA TEACHER QUALI	.00	.00	.00	-4,947.50	4,947.50	.00
FUND/SCC-5999099 TITLE IV FY20						
R4220 RSTRD GRANT AID-FED GOV	53,228.13	497.50	.00	1,495.00	51,733.13	2.81
TOTAL TITLE IV FY20	53,228.13	497.50	.00	1,495.00	51,733.13	2.81
FUND/SCC-5999999 TITLE IV FY 19						
R4220 RSTRD GRANT AID-FED GOV	.00	.00	.00	11,939.85	-11,939.85	.00
TOTAL TITLE IV FY 19	.00	.00	.00	11,939.85	-11,939.85	.00
TOTAL REPORT	128,283,405.06	8,158,260.20	.00	112,064,473.99	16,218,931.07	87.36

8. BUDGET ACCOUNT SUMMARY

SELECTION CRITERIA: ALL
ACCOUNTING PERIOD: 9/20

SORTED BY: FUND/SCC,1ST SUBTOTAL,ACCOUNT
TOTALED ON: FUND/SCC,1ST SUBTOTAL
PAGE BREAKS ON:

FUND/SCC-0010000 GENERAL
1ST SUBTOTAL-100 PERSONAL SERVICES

ACCOUNT	- - - - - TITLE - - - - -	BUDGET	PERIOD EXPENDITURES	ENCUMBRANCES OUTSTANDING	YEAR TO DATE EXP	AVAILABLE BALANCE	YTD/ BUD
111	REGULAR	36,767,848.00	3,387,173.63	.00	28,989,986.82	7,777,861.18	78.85
112	TEMPORARY	856,000.00	144,684.27	.00	633,768.23	222,231.77	74.04
113	SUPPLEMENTAL	1,263,000.00	49,959.57	.00	749,319.22	513,680.78	59.33
119	OTHER CERTIFIED SAL	177,000.00	.00	.00	154,673.90	22,326.10	87.39
121	SICK LEAVE	1,886,201.00	.00	.00	648,529.86	1,237,671.14	34.38
122	PERSONAL LEAVE	454,444.00	.00	.00	174,477.24	279,966.76	38.39
123	VACATION LEAVE	208,388.00	.00	.00	83,978.49	124,409.51	40.30
125	PROFESSIONAL LEAVE	1,425,463.00	.00	.00	466,222.08	959,240.92	32.71
127	JURY DUTY	29,656.00	.00	.00	6,550.92	23,105.08	22.09
129	OTHER CERTIFIED LEA	.00	.00	.00	18,223.98	-18,223.98	.00
132	TERMINATION BENEFIT	35,218.00	.00	.00	41,879.56	-6,661.56	118.92
139	OTHER CERTIFIED COM	112,782.00	85,811.71	.00	242,235.63	-129,453.63	214.78
141	REGULAR	10,987,140.00	1,088,884.77	.00	8,871,650.83	2,115,489.17	80.75
142	TEMPORARY	776,000.00	49,581.39	.00	369,395.48	406,604.52	47.60
143	SUPPLEMENTAL	472,000.00	37,657.82	.00	351,712.25	120,287.75	74.52
144	OVERTIME	1,252,000.00	76,720.64	.00	794,172.43	457,827.57	63.43
149	OTHER NONCERTIFIED	45,000.00	.00	.00	35,494.75	9,505.25	78.88
151	SICK LEAVE	601,168.00	.00	.00	311,343.76	289,824.24	51.79
152	PERSONAL LEAVE	112,267.00	.00	.00	60,789.66	51,477.34	54.15
153	VACATION LEAVE	513,385.00	.00	.00	295,421.23	217,963.77	57.54
154	HOLIDAYS	475,011.00	.00	.00	176,652.33	298,358.67	37.19
155	PROFESSIONAL LEAVE	73,905.00	.00	.00	41,131.96	32,773.04	55.66
157	JURY DUTY	7,124.00	.00	.00	2,098.60	5,025.40	29.46
159	OTHER NONCERTIFIED	43,744.00	25,118.98	.00	75,880.23	-32,136.23	173.46
162	TERMINATION BENEFIT	45,256.00	.00	.00	48,083.66	-2,827.66	106.25
169	OTHER NONCERTIFIED	19,000.00	.00	.00	8,512.80	10,487.20	44.80
172	STUDENT WORKERS	9,314.00	2,775.37	.00	18,320.87	-9,006.87	196.70
179	OTHER EMPLOYEES	357,686.00	42,881.75	.00	253,120.21	104,565.79	70.77
TOTAL PERSONAL SERVICES		59,006,000.00	4,991,249.90	.00	43,923,626.98	15,082,373.02	74.44

1ST SUBTOTAL-200 EMPLOYEE RETIREMNT & INS.

211	STRS-EMPLOYER'S SHA	5,989,786.00	504,259.48	.00	4,501,943.68	1,487,842.32	75.16
212	STRS-EMPLOYER'S SHA	324,214.00	28,239.58	.00	250,045.54	74,168.46	77.12
213	SOCIAL SECURITY	606,036.00	49,745.35	.00	446,984.35	159,051.65	73.76
221	SERS-EMPLOYER'S SHA	2,487,386.00	208,294.29	.00	1,831,497.48	655,888.52	73.63
222	SERS-EMPLOYER'S SHA	333,614.00	28,146.82	.00	253,680.83	79,933.17	76.04
223	SOCIAL SECURITY	213,964.00	18,117.61	.00	159,726.49	54,237.51	74.65
230	EMPLOYEE REIMBURSEM	4,667.00	.00	3,239.00	.00	1,428.00	69.40
231	TUITION REIMBURSEME	115,581.00	2,027.00	6,630.38	103,467.62	5,483.00	95.26
232	UNIFORM/TOOLSREIMBU	58,010.58	2,767.54	31,154.29	30,967.95	-4,111.66	107.09
233	MEETING EXPENSE-SUP	128,539.37	4,550.96	46,060.15	74,940.91	7,538.31	94.14
239	OTHER REIMBURSEMENT	915.00	.00	.00	158.56	756.44	17.33
241	MEDICAL/HOSPITALIZA	4,626,058.00	381,991.79	.00	3,485,326.30	1,140,731.70	75.34
242	LIFE INSURANCE	38,137.00	3,156.30	.00	28,030.52	10,106.48	73.50
243	DENTAL INSURANCE	399,006.00	32,780.58	.00	299,123.13	99,882.87	74.97
249	CERTIFIED OTHER INS	1,142,387.00	92,767.56	.00	844,311.28	298,075.72	73.91

SELECTION CRITERIA: ALL
ACCOUNTING PERIOD: 9/20

SORTED BY: FUND/SCC,1ST SUBTOTAL,ACCOUNT
TOTALED ON: FUND/SCC,1ST SUBTOTAL
PAGE BREAKS ON:

FUND/SCC-0010000 GENERAL
1ST SUBTOTAL-200 EMPLOYEE RETIREMNT & INS.

ACCOUNT	- - - - - TITLE - - - - -	BUDGET	PERIOD EXPENDITURES	ENCUMBRANCES OUTSTANDING	YEAR TO DATE EXP	AVAILABLE BALANCE	YTD/ BUD
251	MEDICAL/HOSPITALIZA	2,259,465.00	185,766.55	.00	1,664,220.79	595,244.21	73.66
252	LIFE INSURANCE	20,463.00	1,707.08	.00	15,299.07	5,163.93	74.76
253	DENTAL INSURANCE	209,079.00	16,757.52	.00	149,226.57	59,852.43	71.37
259	NONCERTIFIED INS BE	550,033.00	45,550.96	.00	406,110.12	143,922.88	73.83
261	WORKERS COMP-CERTIF	108,482.00	8,940.49	.00	132,709.09	-24,227.09	122.33
262	WORKERS COMP NON-CE	39,518.00	3,204.35	.00	47,920.17	-8,402.17	121.26
282	UNEMPLOYMENT NON-CE	50,179.29	906.22	71,426.72	19,152.57	-40,400.00	180.51
	TOTAL EMPLOYEE RETIREMNT & IN	19,705,520.24	1,619,678.03	158,510.54	14,744,843.02	4,802,166.68	75.63
1ST SUBTOTAL-400 PURCHASED SERVICES							
411	INSTRUCTION SERVICE	307,000.81	5,005.00	290,070.31	38,957.50	-22,027.00	107.17
412	INSTRUCT. IMPROV. S	437,077.58	.00	153,161.58	272,958.50	10,957.50	97.49
413	HEALTH SERVICES	885,955.46	8,510.87	253,308.31	688,886.73	-56,239.58	106.35
414	STAFF SERVICES	1,030,589.00	102,560.12	447,923.48	557,245.52	25,420.00	97.53
415	MANAGEMENT SERVICES	44,488.00	3,572.00	21,950.36	31,116.93	-8,579.29	119.28
416	DATA PROCESSING SER	201,922.00	.00	21,221.41	119,128.59	61,572.00	69.51
417	STATISTICAL SERVICE	69,537.00	223,866.56	.00	223,866.56	-154,329.56	321.94
418	PROF./LEGAL SERVICE	727,388.33	2,705.10	812,804.21	373,047.88	-458,463.76	163.03
419	OTHER PROF. & TECH.	2,463,688.66	-7,263.06	1,448,624.09	1,515,830.25	-500,765.68	120.33
422	GARBAGE REMOVE & CL	86,101.94	13,654.39	49,407.00	59,294.94	-22,600.00	126.25
423	REPAIRS & MAINTENAN	1,131,917.81	48,717.60	921,121.05	712,643.97	-501,847.21	144.34
424	PROPERTY INSURANCE	143,000.00	.00	.00	166,334.00	-23,334.00	116.32
425	RENTALS	59,094.86	3,014.50	17,140.08	31,614.78	10,340.00	82.50
426	LEASE PURCHASE AGRE	178,307.27	11,826.00	70,972.06	101,241.23	6,093.98	96.58
431	CERTIFIED TRAVEL RE	21,742.87	1,834.52	5,763.05	19,412.71	-3,432.89	115.79
432	CERTIFIED MEETING E	363,581.85	24,762.32	29,174.04	278,845.97	55,561.84	84.72
433	NONCERTIFIED TRAVEL	7,485.04	361.28	1,105.90	5,183.64	1,195.50	84.03
434	NONCERTIFIED MEETIN	44,981.40	3,037.03	13,949.38	48,643.52	-17,611.50	139.15
439	OTHER TRAV./MEET EX	2,145.00	900.00	120.00	5,522.12	-3,497.12	263.04
441	TELEPHONE SERVICE	217,714.06	10,336.54	114,981.67	113,553.65	-10,821.26	104.97
442	TELEGRAPH SERVICE	-117,400.00	-7,200.00	.00	-274,759.30	157,359.30	234.04
443	POSTAGE	42,510.00	10,100.00	.00	30,722.49	11,787.51	72.27
444	POSTAGE MACHINE REN	5,748.00	.00	.00	4,178.84	1,569.16	72.70
445	MAIL/MESSENGER SERV	1,742.00	31.85	1,326.86	235.25	179.89	89.67
446	ADVERTISING	7,776.60	250.00	.00	2,161.58	5,615.02	27.80
447	INTERNET ACCESS SER	39,009.29	2,723.86	16,119.43	24,514.74	-1,624.88	104.17
449	OTHER COMMUNICATION	102.00	61.39	.00	119.22	-17.22	116.88
451	ELECTRICITY	681,000.00	41,838.21	196,232.26	452,323.65	32,444.09	95.24
452	WATER AND SEWAGE	350,000.00	35,691.16	152,049.24	227,217.66	-29,266.90	108.36
453	GAS	368,180.00	38,061.37	198,695.18	280,048.03	-110,563.21	130.03
461	PRINTING AND BINDIN	130,058.79	.00	79,997.99	69,393.96	-19,333.16	114.86
462	CONTRACTED FOOD SER	.00	.00	2,402.60	597.40	-3,000.00	.00
471	TUITION PD. OTHER O	323,235.18	35,074.05	256,093.37	146,313.55	-79,171.74	124.49
473	PAYMNTS TO PRIV. SC	.00	3,166.02	.00	16,908.23	-16,908.23	.00
474	EXCESS COSTS	156,591.00	55,970.71	5,000.00	81,280.41	70,310.59	55.10
475	SPEC ED PMNT WITHIN	4,469,100.43	218,847.13	1,501,618.07	2,697,858.19	269,624.17	93.97

SELECTION CRITERIA: ALL
ACCOUNTING PERIOD: 9/20

SORTED BY: FUND/SCC,1ST SUBTOTAL,ACCOUNT
TOTALED ON: FUND/SCC,1ST SUBTOTAL
PAGE BREAKS ON:

FUND/SCC-0010000 GENERAL
1ST SUBTOTAL-400 PURCHASED SERVICES

ACCOUNT	- - - - - TITLE - - - - -	BUDGET	PERIOD EXPENDITURES	ENCUMBRANCES OUTSTANDING	YEAR TO DATE EXP	AVAILABLE BALANCE	YTD/ BUD
476	PAYMNT UNDER A VOC.	762,581.00	23,874.77	400,000.00	178,795.78	183,785.22	75.90
477	PAYMNT UNDER OPEN E	272,277.00	10,677.92	48,721.92	169,239.77	54,315.31	80.05
479	OTHER PAYMENTS	182,340.07	10,184.10	33,037.22	55,647.75	93,655.10	48.64
483	TRANSP. FROM OTHER	1,596,096.01	100,002.00	1,009,818.51	797,714.00	-211,436.50	113.25
489	TRANSPORTATION OTHR	8,702.00	.00	15,000.00	.00	-6,298.00	172.37
	TOTAL PURCHASED SERVICES	17,703,368.31	1,036,755.31	8,588,910.63	10,323,840.19	-1,209,382.51	106.83
1ST SUBTOTAL-500 SUPPLIES AND MATERIALS							
511	CLASSROOM SUPPLIES	898,240.63	23,185.72	247,281.56	484,341.15	166,617.92	81.45
512	OFFICE SUPPLIES	175,620.73	8,418.01	29,286.52	103,028.09	43,306.12	75.34
514	HEALTH & HYGIENE SU	11,572.66	1,084.25	368.12	8,557.50	2,647.04	77.13
516	SOFTWARE MATERIALS	342,103.23	966.54	86,652.04	252,041.07	3,410.12	99.00
517	COMPUTER SUPPLIES	30,053.65	1,997.42	14,669.38	24,397.75	-9,013.48	129.99
519	OTHER GENERAL SUPPL	622,007.83	20,377.25	2,141,678.16	249,211.81	-1,768,882.14	384.38
521	NEW TEXTBOOKS	245,110.78	368.10	26,753.84	117,164.80	101,192.14	58.72
522	REPLACEMENT TEXTBOO	11,567.00	.00	.00	.00	11,567.00	.00
523	REBINDING TEXTBOOKS	570.00	.00	1,888.69	1,111.31	-2,430.00	526.32
524	SUPPLEMENTAL TEXTBO	.00	.00	.00	399.84	-399.84	.00
525	ELECTRON INSTRUC MA	195,829.23	.00	4,790.23	126,276.40	64,762.60	66.93
531	NEW LIBRARY BOOKS	99,779.98	2,748.63	127,022.17	62,777.99	-90,020.18	190.22
541	NEWSPAPERS	1,473.00	551.20	.00	1,135.00	338.00	77.05
542	PERIODICALS	6,614.00	639.80	960.00	5,148.63	505.37	92.36
546	SUBSCRIPTION SERVIC	57,408.00	336.60	1,194.00	45,103.05	11,110.95	80.65
560	FOOD & MATERIALS	29,450.64	679.71	14,632.65	11,056.98	3,761.01	87.23
568	CANDIES AND SNACKS	.00	.00	.00	17.98	-17.98	.00
569	OTHER	5,323.50	239.01	2,270.86	1,284.41	1,768.23	66.78
571	LAND	51,583.77	698.00	52,443.25	10,550.52	-11,410.00	122.12
572	BUILDINGS	598,221.30	44,436.15	367,080.64	262,784.17	-31,643.51	105.29
573	EQUIPMENT AND FURNI	56,559.00	.00	1,500.00	2,317.98	52,741.02	6.75
581	VEHICLE REPAIR PART	310,934.84	8,806.51	329,420.67	142,344.82	-160,830.65	151.72
582	FUEL	261,948.75	15,950.99	87,350.60	145,598.15	29,000.00	88.93
583	TIRES AND TUBES	17,589.00	972.97	5,311.97	11,891.23	385.80	97.81
	TOTAL SUPPLIES AND MATERIALS	4,029,561.52	132,456.86	3,542,555.35	2,068,540.63	-1,581,534.46	139.25
1ST SUBTOTAL-600 CAPITAL OUTLAY							
620	BUILDINGS	192,242.17	9,520.00	144,004.71	382,331.28	-334,093.82	273.79
630	IMPROVEMENTS NON BU	66,805.00	.00	.00	.00	66,805.00	.00
640	EQUIPMENT	911,465.98	11,669.05	838,118.96	523,671.11	-450,324.09	149.41
644	TECHNICAL EQUIPMENT	420,890.20	26,150.00	140,005.20	155,921.69	124,963.31	70.31
645	CAPITALIZED EQUIPME	20,862.65	.00	3,806.95	12,401.95	4,653.75	77.69
650	VEHICLES	5,019.00	.00	.00	.00	5,019.00	.00
660	SCHOOL BUSES	102,750.00	.00	.00	194,200.00	-91,450.00	189.00
	TOTAL CAPITAL OUTLAY	1,720,035.00	47,339.05	1,125,935.82	1,268,526.03	-674,426.85	139.21
1ST SUBTOTAL-800 OTHER OBJECTS							
811	SERIAL BONDS	190,000.00	.00	.00	190,000.00	.00	100.00

SELECTION CRITERIA: ALL
ACCOUNTING PERIOD: 9/20

SORTED BY: FUND/SCC,1ST SUBTOTAL,ACCOUNT
TOTALED ON: FUND/SCC,1ST SUBTOTAL
PAGE BREAKS ON:

FUND/SCC-0010000 GENERAL
1ST SUBTOTAL-800 OTHER OBJECTS

ACCOUNT	- - - - - TITLE - - - - -	BUDGET	PERIOD EXPENDITURES	ENCUMBRANCES OUTSTANDING	YEAR TO DATE EXP	AVAILABLE BALANCE	YTD/ BUD
814	LOAN FOR ENERGY CON	155,000.00	.00	.00	155,000.00	.00	100.00
821	SERIAL BONDS	13,600.00	.00	.00	7,750.00	5,850.00	56.99
824	LOANS-ENERGY CONSER	30,875.00	.00	.00	16,212.50	14,662.50	52.51
840	DUES AND FEES	.00	.00	.00	245.20	-245.20	.00
841	MEMBERSHIP-PROFESSI	119,095.00	699.00	11,515.67	125,717.06	-18,137.73	115.23
843	AUDIT EXAMINATIONS	47,112.00	.00	13,000.00	42,125.00	-8,013.00	117.01
845	PROPERTY TAX COLLEC	1,200,000.00	652,959.19	.00	1,125,315.61	74,684.39	93.78
848	BANK CHARGES	75,000.00	5,198.85	19,393.04	61,928.22	-6,321.26	108.43
849	OTHER DUES AND FEES	38,524.25	352.25	7,035.75	13,336.74	18,151.76	52.88
851	LIABILITY INSURANCE	116,000.00	.00	20,000.00	79,653.00	16,347.00	85.91
853	FIDELITY BOND PREMI	2,500.00	.00	188.00	2,312.00	.00	100.00
864	OUT OF COURT SETTLE	36,000.00	.00	18,253.00	6,747.00	11,000.00	69.44
870	TAXES AND ASSESSMEN	6,990.00	.00	4,527.62	2,972.38	-510.00	107.30
880	AWARDS AND PRIZES	1,616.00	7.98	.00	184.48	1,431.52	11.42
889	OTHER AWARDS AND PR	35.00	.00	.00	1,210.00	-1,175.00	3457.14
890	OTHER MISC EXPENDIT	109.00	.00	.00	.00	109.00	.00
899	OTHER MISCELLANEOUS	.00	130.00	120.00	160.00	-280.00	.00
	TOTAL OTHER OBJECTS	2,032,456.25	659,347.27	94,033.08	1,830,869.19	107,553.98	94.71
1ST SUBTOTAL-900 OTHER USES OF FUNDS							
910	TRANSFER & CONTINGE	300,000.00	.00	.00	205,000.00	95,000.00	68.33
	TOTAL OTHER USES OF FUNDS	300,000.00	.00	.00	205,000.00	95,000.00	68.33
	TOTAL GENERAL	104,496,941.32	8,486,826.42	13,509,945.42	74,365,246.04	16,621,749.86	84.09
FUND/SCC-0020000 BOND RETIREMENT							
1ST SUBTOTAL-400 PURCHASED SERVICES							
418	PROF./LEGAL SERVICE	3,796.35	.00	23,796.35	.00	-20,000.00	626.82
	TOTAL PURCHASED SERVICES	3,796.35	.00	23,796.35	.00	-20,000.00	626.82
1ST SUBTOTAL-800 OTHER OBJECTS							
811	SERIAL BONDS	.00	.00	.00	1,584,309.85	-1,584,309.85	.00
821	SERIAL BONDS	.00	.00	.00	535,350.28	-535,350.28	.00
845	PROPERTY TAX COLLEC	.00	14,299.66	.00	31,447.27	-31,447.27	.00
	TOTAL OTHER OBJECTS	.00	14,299.66	.00	2,151,107.40	-2,151,107.40	.00
	TOTAL BOND RETIREMENT	3,796.35	14,299.66	23,796.35	2,151,107.40	-2,171,107.40	57289.34
FUND/SCC-0029400 BOND DEC 2017							
1ST SUBTOTAL-400 PURCHASED SERVICES							
419	OTHER PROF. & TECH.	600.00	.00	600.00	.00	.00	100.00
	TOTAL PURCHASED SERVICES	600.00	.00	600.00	.00	.00	100.00
1ST SUBTOTAL-800 OTHER OBJECTS							
811	SERIAL BONDS	.00	.00	.00	1,020,000.00	-1,020,000.00	.00
821	SERIAL BONDS	.00	.00	.00	506,391.25	-506,391.25	.00

SELECTION CRITERIA: ALL
ACCOUNTING PERIOD: 9/20

SORTED BY: FUND/SCC,1ST SUBTOTAL,ACCOUNT
TOTALED ON: FUND/SCC,1ST SUBTOTAL
PAGE BREAKS ON:

FUND/SCC-0029400 BOND DEC 2017
1ST SUBTOTAL-800 OTHER OBJECTS

ACCOUNT	- - - - - TITLE - - - - -	BUDGET	PERIOD EXPENDITURES	ENCUMBRANCES OUTSTANDING	YEAR TO DATE EXP	AVAILABLE BALANCE	YTD/ BUD
845	PROPERTY TAX COLLEC	.00	19,873.59	.00	34,528.50	-34,528.50	.00
	TOTAL OTHER OBJECTS	.00	19,873.59	.00	1,560,919.75	-1,560,919.75	.00
	TOTAL BOND DEC 2017	600.00	19,873.59	600.00	1,560,919.75	-1,560,919.75	260253.29
FUND/SCC-0049167 SSF PROJECTS - RED & WHIT							
1ST SUBTOTAL-500 SUPPLIES AND MATERIALS							
511	CLASSROOM SUPPLIES	.00	134.70	.00	134.70	-134.70	.00
516	SOFTWARE MATERIALS	.00	.00	.00	585.00	-585.00	.00
	TOTAL SUPPLIES AND MATERIALS	.00	134.70	.00	719.70	-719.70	.00
1ST SUBTOTAL-600 CAPITAL OUTLAY							
644	TECHNICAL EQUIPMENT	.00	36,118.00	.00	54,538.62	-54,538.62	.00
	TOTAL CAPITAL OUTLAY	.00	36,118.00	.00	54,538.62	-54,538.62	.00
	TOTAL SSF PROJECTS - RED & WH	.00	36,252.70	.00	55,258.32	-55,258.32	.00
FUND/SCC-0049400 BOND FY18 $20.1MM							
1ST SUBTOTAL-400 PURCHASED SERVICES							
415	MANAGEMENT SERVICES	914.00	466.08	8,293.49	5,549.69	-12,929.18	1514.57
419	OTHER PROF. & TECH.	484,149.25	62,263.95	373,451.51	284,875.83	-174,178.09	135.98
	TOTAL PURCHASED SERVICES	485,063.25	62,730.03	381,745.00	290,425.52	-187,107.27	138.57
1ST SUBTOTAL-600 CAPITAL OUTLAY							
620	BUILDINGS	6,009,356.29	152,233.00	3,695,162.46	4,455,161.20	-2,140,967.37	135.63
630	IMPROVEMENTS NON BU	31,210.50	.00	31,706.50	25,476.50	-25,972.50	183.22
	TOTAL CAPITAL OUTLAY	6,040,566.79	152,233.00	3,726,868.96	4,480,637.70	-2,166,939.87	135.87
	TOTAL BOND FY18 $20.1MM	6,525,630.04	214,963.03	4,108,613.96	4,771,063.22	-2,354,047.14	136.07
FUND/SCC-0049401 BANS FY18 $9.9MM							
1ST SUBTOTAL-400 PURCHASED SERVICES							
415	MANAGEMENT SERVICES	334.00	459.39	2,449.74	4,097.13	-6,212.87	1960.14
	TOTAL PURCHASED SERVICES	334.00	459.39	2,449.74	4,097.13	-6,212.87	1960.14
	TOTAL BANS FY18 $9.9MM	334.00	459.39	2,449.74	4,097.13	-6,212.87	1960.14
FUND/SCC-0049620 FERNWAY FIRE							
1ST SUBTOTAL-400 PURCHASED SERVICES							
418	PROF./LEGAL SERVICE	.00	.00	25,000.00	.00	-25,000.00	.00
419	OTHER PROF. & TECH.	493,925.46	.00	151,237.96	409,455.41	-66,767.91	113.52
	TOTAL PURCHASED SERVICES	493,925.46	.00	176,237.96	409,455.41	-91,767.91	118.58
1ST SUBTOTAL-600 CAPITAL OUTLAY							
620	BUILDINGS	11,626,998.47	974,882.03	6,676,753.83	7,825,716.46	-2,875,471.82	124.73
630	IMPROVEMENTS NON BU	.00	.00	707.00	4,293.00	-5,000.00	.00

SELECTION CRITERIA: ALL
ACCOUNTING PERIOD: 9/20

SORTED BY: FUND/SCC,1ST SUBTOTAL,ACCOUNT
TOTALED ON: FUND/SCC,1ST SUBTOTAL
PAGE BREAKS ON:

FUND/SCC-0049620 FERNWAY FIRE
1ST SUBTOTAL-600 CAPITAL OUTLAY

ACCOUNT	- - - - - TITLE - - - - -	BUDGET	PERIOD EXPENDITURES	ENCUMBRANCES OUTSTANDING	YEAR TO DATE EXP	AVAILABLE BALANCE	YTD/ BUD
	TOTAL CAPITAL OUTLAY	11,626,998.47	974,882.03	6,677,460.83	7,830,009.46	-2,880,471.82	124.77
	TOTAL FERNWAY FIRE	12,120,923.93	974,882.03	6,853,698.79	8,239,464.87	-2,972,239.73	124.52
FUND/SCC-0060000 FOOD SERVICES							
1ST SUBTOTAL-400 PURCHASED SERVICES							
415	MANAGEMENT SERVICES	99,018.13	166,605.68	1,324,101.27	1,174,916.86	-2,400,000.00	2523.80
423	REPAIRS & MAINTENAN	25,676.13	.00	48,866.41	9,294.60	-32,484.88	226.52
	TOTAL PURCHASED SERVICES	124,694.26	166,605.68	1,372,967.68	1,184,211.46	-2,432,484.88	2050.76
1ST SUBTOTAL-500 SUPPLIES AND MATERIALS							
516	SOFTWARE MATERIALS	.00	.00	200.00	11,000.00	-11,200.00	.00
519	OTHER GENERAL SUPPL	.00	448.00	.00	1,486.57	-1,486.57	.00
	TOTAL SUPPLIES AND MATERIALS	.00	448.00	200.00	12,486.57	-12,686.57	.00
1ST SUBTOTAL-600 CAPITAL OUTLAY							
640	EQUIPMENT	.00	.00	1,038.64	.00	-1,038.64	.00
	TOTAL CAPITAL OUTLAY	.00	.00	1,038.64	.00	-1,038.64	.00
1ST SUBTOTAL-800 OTHER OBJECTS							
849	OTHER DUES AND FEES	.00	.00	72.00	1,410.00	-1,482.00	.00
899	OTHER MISCELLANEOUS	.00	.00	.00	774.00	-774.00	.00
	TOTAL OTHER OBJECTS	.00	.00	72.00	2,184.00	-2,256.00	.00
	TOTAL FOOD SERVICES	124,694.26	167,053.68	1,374,278.32	1,198,882.03	-2,448,466.09	2063.58
FUND/SCC-0079962 LEARNING GARDEN - HIGH SC							
1ST SUBTOTAL-500 SUPPLIES AND MATERIALS							
519	OTHER GENERAL SUPPL	.00	.00	.00	245.70	-245.70	.00
	TOTAL SUPPLIES AND MATERIALS	.00	.00	.00	245.70	-245.70	.00
	TOTAL LEARNING GARDEN - HIGH	.00	.00	.00	245.70	-245.70	.00
FUND/SCC-0079982 CONFUCIUS CLASSROOM SHHS							
1ST SUBTOTAL-200 EMPLOYEE RETIREMNT & INS.							
233	MEETING EXPENSE-SUP	95.58	.00	95.58	.00	.00	100.00
	TOTAL EMPLOYEE RETIREMNT & IN	95.58	.00	95.58	.00	.00	100.00
1ST SUBTOTAL-400 PURCHASED SERVICES							
431	CERTIFIED TRAVEL RE	29.08	.00	.00	29.08	.00	100.00
432	CERTIFIED MEETING E	416.00	.00	25.00	391.00	.00	100.00
	TOTAL PURCHASED SERVICES	445.08	.00	25.00	420.08	.00	100.00
1ST SUBTOTAL-500 SUPPLIES AND MATERIALS							
519	OTHER GENERAL SUPPL	105.40	.00	105.40	.00	.00	100.00
569	OTHER	.00	74.96	.00	2,214.69	-2,214.69	.00

SELECTION CRITERIA: ALL
ACCOUNTING PERIOD: 9/20

SORTED BY: FUND/SCC,1ST SUBTOTAL,ACCOUNT
TOTALED ON: FUND/SCC,1ST SUBTOTAL
PAGE BREAKS ON:

FUND/SCC-0079982 CONFUCIUS CLASSROOM SHHS
1ST SUBTOTAL-500 SUPPLIES AND MATERIALS

ACCOUNT	- - - - - TITLE - - - - -	BUDGET	PERIOD EXPENDITURES	ENCUMBRANCES OUTSTANDING	YEAR TO DATE EXP	AVAILABLE BALANCE	YTD/ BUD
	TOTAL SUPPLIES AND MATERIALS	105.40	74.96	105.40	2,214.69	-2,214.69	2201.22
	TOTAL CONFUCIUS CLASSROOM SHH	646.06	74.96	225.98	2,634.77	-2,214.69	442.80
FUND/SCC-0079983 MHJ FOUNDATION BRIDGES GR							
1ST SUBTOTAL-100 PERSONAL SERVICES							
113	SUPPLEMENTAL	.00	.00	.00	-1,000.00	1,000.00	.00
	TOTAL PERSONAL SERVICES	.00	.00	.00	-1,000.00	1,000.00	.00
	TOTAL MHJ FOUNDATION BRIDGES	.00	.00	.00	-1,000.00	1,000.00	.00
FUND/SCC-0079984 MHJ-TEAM TEACHING GRANT F							
1ST SUBTOTAL-400 PURCHASED SERVICES							
419	OTHER PROF. & TECH.	100.00	.00	100.00	.00	.00	100.00
	TOTAL PURCHASED SERVICES	100.00	.00	100.00	.00	.00	100.00
	TOTAL MHJ-TEAM TEACHING GRANT	100.00	.00	100.00	.00	.00	100.00
FUND/SCC-0079986 CLEV FOUNDATION FAM LITER							
1ST SUBTOTAL-100 PERSONAL SERVICES							
113	SUPPLEMENTAL	.00	617.50	.00	617.50	-617.50	.00
143	SUPPLEMENTAL	.00	617.50	.00	617.50	-617.50	.00
	TOTAL PERSONAL SERVICES	.00	1,235.00	.00	1,235.00	-1,235.00	.00
1ST SUBTOTAL-200 EMPLOYEE RETIREMNT & INS.							
213	SOCIAL SECURITY	.00	8.66	.00	8.66	-8.66	.00
223	SOCIAL SECURITY	.00	8.24	.00	8.24	-8.24	.00
261	WORKERS COMP-CERTIF	.00	1.56	.00	1.56	-1.56	.00
262	WORKERS COMP NON-CE	.00	1.54	.00	1.54	-1.54	.00
	TOTAL EMPLOYEE RETIREMNT & IN	.00	20.00	.00	20.00	-20.00	.00
	TOTAL CLEV FOUNDATION FAM LIT	.00	1,255.00	.00	1,255.00	-1,255.00	.00
FUND/SCC-0079989 SSF VARIOUS PROJECTS							
1ST SUBTOTAL-500 SUPPLIES AND MATERIALS							
516	SOFTWARE MATERIALS	.00	.00	.00	5,525.00	-5,525.00	.00
	TOTAL SUPPLIES AND MATERIALS	.00	.00	.00	5,525.00	-5,525.00	.00
	TOTAL SSF VARIOUS PROJECTS	.00	.00	.00	5,525.00	-5,525.00	.00
FUND/SCC-0090000 UNIFORM SCHOOL SUPP							
1ST SUBTOTAL-500 SUPPLIES AND MATERIALS							
511	CLASSROOM SUPPLIES	.00	.00	.00	1,477.32	-1,477.32	.00
	TOTAL SUPPLIES AND MATERIALS	.00	.00	.00	1,477.32	-1,477.32	.00
	TOTAL UNIFORM SCHOOL SUPP	.00	.00	.00	1,477.32	-1,477.32	.00

SELECTION CRITERIA: ALL
ACCOUNTING PERIOD: 9/20

SORTED BY: FUND/SCC,1ST SUBTOTAL,ACCOUNT
TOTALED ON: FUND/SCC,1ST SUBTOTAL
PAGE BREAKS ON:

FUND/SCC-0090000 UNIFORM SCHOOL SUPP
1ST SUBTOTAL-500 SUPPLIES AND MATERIALS

ACCOUNT	- - - - - TITLE - - - - -	BUDGET	PERIOD EXPENDITURES	ENCUMBRANCES OUTSTANDING	YEAR TO DATE EXP	AVAILABLE BALANCE	YTD/ BUD
FUND/SCC-0099010 STORED VALUE CARDS - BLVD							
1ST SUBTOTAL-500 SUPPLIES AND MATERIALS							
511	CLASSROOM SUPPLIES	.00	579.44	.00	7,110.14	-7,110.14	.00
519	OTHER GENERAL SUPPL	1,044.68	.00	44.68	3,710.32	-2,710.32	359.44
	TOTAL SUPPLIES AND MATERIALS	1,044.68	579.44	44.68	10,820.46	-9,820.46	1040.04
	TOTAL STORED VALUE CARDS - BL	1,044.68	579.44	44.68	10,820.46	-9,820.46	1040.04
FUND/SCC-0099020 STORED VALUE CARDS - FERN							
1ST SUBTOTAL-500 SUPPLIES AND MATERIALS							
511	CLASSROOM SUPPLIES	.00	613.71	.00	5,936.38	-5,936.38	.00
	TOTAL SUPPLIES AND MATERIALS	.00	613.71	.00	5,936.38	-5,936.38	.00
	TOTAL STORED VALUE CARDS - FE	.00	613.71	.00	5,936.38	-5,936.38	.00
FUND/SCC-0099030 STORED VALUE CARDS - LOMO							
1ST SUBTOTAL-500 SUPPLIES AND MATERIALS							
511	CLASSROOM SUPPLIES	.00	412.58	.00	9,601.06	-9,601.06	.00
	TOTAL SUPPLIES AND MATERIALS	.00	412.58	.00	9,601.06	-9,601.06	.00
	TOTAL STORED VALUE CARDS - LO	.00	412.58	.00	9,601.06	-9,601.06	.00
FUND/SCC-0099060 STORED VALUE CARDS - MERC							
1ST SUBTOTAL-500 SUPPLIES AND MATERIALS							
511	CLASSROOM SUPPLIES	.00	82.24	.00	6,873.67	-6,873.67	.00
	TOTAL SUPPLIES AND MATERIALS	.00	82.24	.00	6,873.67	-6,873.67	.00
	TOTAL STORED VALUE CARDS - ME	.00	82.24	.00	6,873.67	-6,873.67	.00
FUND/SCC-0099080 STORED VALUE CARDS - ONAW							
1ST SUBTOTAL-500 SUPPLIES AND MATERIALS							
511	CLASSROOM SUPPLIES	.00	288.81	.00	7,992.75	-7,992.75	.00
	TOTAL SUPPLIES AND MATERIALS	.00	288.81	.00	7,992.75	-7,992.75	.00
	TOTAL STORED VALUE CARDS - ON	.00	288.81	.00	7,992.75	-7,992.75	.00
FUND/SCC-0099110 STORED VALUE CARDS - WOOD							
1ST SUBTOTAL-500 SUPPLIES AND MATERIALS							
511	CLASSROOM SUPPLIES	.00	194.34	.00	18,994.39	-18,994.39	.00
	TOTAL SUPPLIES AND MATERIALS	.00	194.34	.00	18,994.39	-18,994.39	.00
	TOTAL STORED VALUE CARDS - WO	.00	194.34	.00	18,994.39	-18,994.39	.00
FUND/SCC-0099209 STORED VALUE CARDS - MAST							
1ST SUBTOTAL-500 SUPPLIES AND MATERIALS							

SELECTION CRITERIA: ALL
ACCOUNTING PERIOD: 9/20

SORTED BY: FUND/SCC,1ST SUBTOTAL,ACCOUNT
TOTALED ON: FUND/SCC,1ST SUBTOTAL
PAGE BREAKS ON:

FUND/SCC-0099209 STORED VALUE CARDS - MAST
1ST SUBTOTAL-500 SUPPLIES AND MATERIALS

ACCOUNT	- - - - - TITLE - - - - -	BUDGET	PERIOD EXPENDITURES	ENCUMBRANCES OUTSTANDING	YEAR TO DATE EXP	AVAILABLE BALANCE	YTD/ BUD
511	CLASSROOM SUPPLIES	.00	-3,322.72	.00	4,646.94	-4,646.94	.00
	TOTAL SUPPLIES AND MATERIALS	.00	-3,322.72	.00	4,646.94	-4,646.94	.00
	TOTAL STORED VALUE CARDS - MA	.00	-3,322.72	.00	4,646.94	-4,646.94	.00
FUND/SCC-0099217 MIDDLE SCHOOL SUPPLIES							
1ST SUBTOTAL-500 SUPPLIES AND MATERIALS							
511	CLASSROOM SUPPLIES	1,300.00	.00	1,300.00	264.56	-264.56	120.35
	TOTAL SUPPLIES AND MATERIALS	1,300.00	.00	1,300.00	264.56	-264.56	120.35
	TOTAL MIDDLE SCHOOL SUPPLIES	1,300.00	.00	1,300.00	264.56	-264.56	120.35
FUND/SCC-0099218 INSTRUCTIONAL FEES HIGH S							
1ST SUBTOTAL-500 SUPPLIES AND MATERIALS							
511	CLASSROOM SUPPLIES	2,710.64	38.82	3,935.02	13,732.27	-14,956.65	651.78
	TOTAL SUPPLIES AND MATERIALS	2,710.64	38.82	3,935.02	13,732.27	-14,956.65	651.78
	TOTAL INSTRUCTIONAL FEES HIGH	2,710.64	38.82	3,935.02	13,732.27	-14,956.65	651.78
FUND/SCC-0119231 ROTARY - SPEC SRV./SPECIA							
1ST SUBTOTAL-500 SUPPLIES AND MATERIALS							
519	OTHER GENERAL SUPPL	11,103.00	.00	93,103.00	47.19	-82,047.19	838.96
	TOTAL SUPPLIES AND MATERIALS	11,103.00	.00	93,103.00	47.19	-82,047.19	838.96
	TOTAL ROTARY - SPEC SRV./SPEC	11,103.00	.00	93,103.00	47.19	-82,047.19	838.96
FUND/SCC-0119588 IB TESTING							
1ST SUBTOTAL-800 OTHER OBJECTS							
849	OTHER DUES AND FEES	1,688.00	.00	1,791.00	37,162.00	-37,265.00	2307.64
	TOTAL OTHER OBJECTS	1,688.00	.00	1,791.00	37,162.00	-37,265.00	2307.64
	TOTAL IB TESTING	1,688.00	.00	1,791.00	37,162.00	-37,265.00	2307.64
FUND/SCC-0119918 EL SISTEMA - LOMOND VIOLI							
1ST SUBTOTAL-400 PURCHASED SERVICES							
419	OTHER PROF. & TECH.	.00	.00	40.00	4,188.75	-4,228.75	.00
	TOTAL PURCHASED SERVICES	.00	.00	40.00	4,188.75	-4,228.75	.00
1ST SUBTOTAL-500 SUPPLIES AND MATERIALS							
519	OTHER GENERAL SUPPL	.00	128.52	55.72	1,092.15	-1,147.87	.00
	TOTAL SUPPLIES AND MATERIALS	.00	128.52	55.72	1,092.15	-1,147.87	.00
	TOTAL EL SISTEMA - LOMOND VIO	.00	128.52	95.72	5,280.90	-5,376.62	.00
FUND/SCC-0149234 SPECIAL ROTARY/ENGLISH SU							
1ST SUBTOTAL-400 PURCHASED SERVICES							

SELECTION CRITERIA: ALL
ACCOUNTING PERIOD: 9/20

SORTED BY: FUND/SCC,1ST SUBTOTAL,ACCOUNT
TOTALED ON: FUND/SCC,1ST SUBTOTAL
PAGE BREAKS ON:

FUND/SCC-0149234 SPECIAL ROTARY/ENGLISH SU
1ST SUBTOTAL-400 PURCHASED SERVICES

ACCOUNT	- - - - - TITLE - - - - -	BUDGET	PERIOD EXPENDITURES	ENCUMBRANCES OUTSTANDING	YEAR TO DATE EXP	AVAILABLE BALANCE	YTD/ BUD
439	OTHER TRAV./MEET EX	.00	.00	.00	-1,626.64	1,626.64	.00
	TOTAL PURCHASED SERVICES	.00	.00	.00	-1,626.64	1,626.64	.00
1ST SUBTOTAL-500 SUPPLIES AND MATERIALS							
519	OTHER GENERAL SUPPL	.00	.00	.00	354.95	-354.95	.00
	TOTAL SUPPLIES AND MATERIALS	.00	.00	.00	354.95	-354.95	.00
	TOTAL SPECIAL ROTARY/ENGLISH	.00	.00	.00	-1,271.69	1,271.69	.00
FUND/SCC-0149235 ROTARY-INTERNAL SERV SALE							
1ST SUBTOTAL-400 PURCHASED SERVICES							
439	OTHER TRAV./MEET EX	.00	.00	.00	-857.99	857.99	.00
489	TRANSPORTATION OTHR	.00	.00	.00	1,500.00	-1,500.00	.00
	TOTAL PURCHASED SERVICES	.00	.00	.00	642.01	-642.01	.00
1ST SUBTOTAL-800 OTHER OBJECTS							
851	LIABILITY INSURANCE	5,000.00	2,200.00	5,000.00	3,729.57	-3,729.57	174.59
	TOTAL OTHER OBJECTS	5,000.00	2,200.00	5,000.00	3,729.57	-3,729.57	174.59
	TOTAL ROTARY-INTERNAL SERV SA	5,000.00	2,200.00	5,000.00	4,371.58	-4,371.58	187.43
FUND/SCC-0149236 ROTARY-INTERNAL SERV FEES							
1ST SUBTOTAL-400 PURCHASED SERVICES							
489	TRANSPORTATION OTHR	.00	.00	.00	1,500.00	-1,500.00	.00
	TOTAL PURCHASED SERVICES	.00	.00	.00	1,500.00	-1,500.00	.00
	TOTAL ROTARY-INTERNAL SERV FE	.00	.00	.00	1,500.00	-1,500.00	.00
FUND/SCC-0149237 ROTARY-INTERNAL SERV OTHE							
1ST SUBTOTAL-400 PURCHASED SERVICES							
419	OTHER PROF. & TECH.	.00	.00	12,091.87	5,545.57	-17,637.44	.00
483	TRANSP. FROM OTHER	.00	.00	.00	890.00	-890.00	.00
	TOTAL PURCHASED SERVICES	.00	.00	12,091.87	6,435.57	-18,527.44	.00
	TOTAL ROTARY-INTERNAL SERV OT	.00	.00	12,091.87	6,435.57	-18,527.44	.00
FUND/SCC-0149238 SPECIAL ROTARY/RTA							
1ST SUBTOTAL-400 PURCHASED SERVICES							
483	TRANSP. FROM OTHER	.00	.00	1,837.50	1,750.00	-3,587.50	.00
	TOTAL PURCHASED SERVICES	.00	.00	1,837.50	1,750.00	-3,587.50	.00
	TOTAL SPECIAL ROTARY/RTA	.00	.00	1,837.50	1,750.00	-3,587.50	.00
FUND/SCC-0149240 WOODBURY SWIM CAPS							
1ST SUBTOTAL-500 SUPPLIES AND MATERIALS							
551	SUPPLIES FOR RESALE	.00	.00	.00	4,417.50	-4,417.50	.00

SELECTION CRITERIA: ALL
ACCOUNTING PERIOD: 9/20

SORTED BY: FUND/SCC,1ST SUBTOTAL,ACCOUNT
TOTALED ON: FUND/SCC,1ST SUBTOTAL
PAGE BREAKS ON:

FUND/SCC-0149240 WOODBURY SWIM CAPS
1ST SUBTOTAL-500 SUPPLIES AND MATERIALS

ACCOUNT	- - - - - TITLE - - - - -	BUDGET	PERIOD EXPENDITURES	ENCUMBRANCES OUTSTANDING	YEAR TO DATE EXP	AVAILABLE BALANCE	YTD/ BUD
	TOTAL SUPPLIES AND MATERIALS	.00	.00	.00	4,417.50	-4,417.50	.00
	TOTAL WOODBURY SWIM CAPS	.00	.00	.00	4,417.50	-4,417.50	.00
FUND/SCC-0149241 TRANSCRIPT FEES							
1ST SUBTOTAL-400 PURCHASED SERVICES							
419	OTHER PROF. & TECH.	.00	.00	.00	1,221.91	-1,221.91	.00
	TOTAL PURCHASED SERVICES	.00	.00	.00	1,221.91	-1,221.91	.00
1ST SUBTOTAL-500 SUPPLIES AND MATERIALS							
516	SOFTWARE MATERIALS	.00	109.48	.00	109.48	-109.48	.00
	TOTAL SUPPLIES AND MATERIALS	.00	109.48	.00	109.48	-109.48	.00
	TOTAL TRANSCRIPT FEES	.00	109.48	.00	1,331.39	-1,331.39	.00
FUND/SCC-0149848 FY 05 - GERMAN EXCHANGE -							
1ST SUBTOTAL-500 SUPPLIES AND MATERIALS							
569	OTHER	180.00	.00	180.00	240.00	-240.00	233.33
	TOTAL SUPPLIES AND MATERIALS	180.00	.00	180.00	240.00	-240.00	233.33
	TOTAL FY 05 - GERMAN EXCHANGE	180.00	.00	180.00	240.00	-240.00	233.33
FUND/SCC-0149852 CHILE TRIPS							
1ST SUBTOTAL-400 PURCHASED SERVICES							
489	TRANSPORTATION OTHR	.00	.00	.00	1,650.00	-1,650.00	.00
	TOTAL PURCHASED SERVICES	.00	.00	.00	1,650.00	-1,650.00	.00
	TOTAL CHILE TRIPS	.00	.00	.00	1,650.00	-1,650.00	.00
FUND/SCC-0149853 SCIENCE IMMERSION TRV HS							
1ST SUBTOTAL-500 SUPPLIES AND MATERIALS							
519	OTHER GENERAL SUPPL	.00	.00	.00	112.50	-112.50	.00
	TOTAL SUPPLIES AND MATERIALS	.00	.00	.00	112.50	-112.50	.00
	TOTAL SCIENCE IMMERSION TRV H	.00	.00	.00	112.50	-112.50	.00
FUND/SCC-0189245 PUBLIC SCHL SUPPRT/CHOIR/							
1ST SUBTOTAL-400 PURCHASED SERVICES							
419	OTHER PROF. & TECH.	.00	.00	460.00	3,426.25	-3,886.25	.00
439	OTHER TRAV./MEET EX	.00	1,771.32	.00	43,106.32	-43,106.32	.00
	TOTAL PURCHASED SERVICES	.00	1,771.32	460.00	46,532.57	-46,992.57	.00
1ST SUBTOTAL-500 SUPPLIES AND MATERIALS							
519	OTHER GENERAL SUPPL	3,243.60	.00	416.25	6,227.23	-3,399.88	204.82
569	OTHER	33.00	.00	33.00	271.84	-271.84	923.76
	TOTAL SUPPLIES AND MATERIALS	3,276.60	.00	449.25	6,499.07	-3,671.72	212.06

SELECTION CRITERIA: ALL
ACCOUNTING PERIOD: 9/20

SORTED BY: FUND/SCC,1ST SUBTOTAL,ACCOUNT
TOTALED ON: FUND/SCC,1ST SUBTOTAL
PAGE BREAKS ON:

FUND/SCC-0189245 PUBLIC SCHL SUPPRT/CHOIR/
1ST SUBTOTAL-500 SUPPLIES AND MATERIALS

ACCOUNT	- - - - - TITLE - - - - -	BUDGET	PERIOD EXPENDITURES	ENCUMBRANCES OUTSTANDING	YEAR TO DATE EXP	AVAILABLE BALANCE	YTD/ BUD
	TOTAL PUBLIC SCHL SUPPRT/CHOI	3,276.60	1,771.32	909.25	53,031.64	-50,664.29	1646.25
FUND/SCC-0189246 LOMOND BOOK FAIR							
1ST SUBTOTAL-500 SUPPLIES AND MATERIALS							
519	OTHER GENERAL SUPPL	.00	1,285.38	.00	3,307.28	-3,307.28	.00
	TOTAL SUPPLIES AND MATERIALS	.00	1,285.38	.00	3,307.28	-3,307.28	.00
	TOTAL LOMOND BOOK FAIR	.00	1,285.38	.00	3,307.28	-3,307.28	.00
FUND/SCC-0189251 ASIAN STUDIES TRAVEL							
1ST SUBTOTAL-400 PURCHASED SERVICES							
439	OTHER TRAV./MEET EX	.00	.00	18,000.00	31,800.00	-49,800.00	.00
	TOTAL PURCHASED SERVICES	.00	.00	18,000.00	31,800.00	-49,800.00	.00
	TOTAL ASIAN STUDIES TRAVEL	.00	.00	18,000.00	31,800.00	-49,800.00	.00
FUND/SCC-0189253 PUBLIC SCHL SUPPRT/BAND B							
1ST SUBTOTAL-400 PURCHASED SERVICES							
439	OTHER TRAV./MEET EX	7,311.51	.00	7,311.51	.00	.00	100.00
	TOTAL PURCHASED SERVICES	7,311.51	.00	7,311.51	.00	.00	100.00
	TOTAL PUBLIC SCHL SUPPRT/BAND	7,311.51	.00	7,311.51	.00	.00	100.00
FUND/SCC-0189257 WOODBURY 6TH GRADE CAMP							
1ST SUBTOTAL-400 PURCHASED SERVICES							
425	RENTALS	200.00	.00	56.00	144.00	.00	100.00
	TOTAL PURCHASED SERVICES	200.00	.00	56.00	144.00	.00	100.00
1ST SUBTOTAL-500 SUPPLIES AND MATERIALS							
519	OTHER GENERAL SUPPL	.00	.00	.00	68.54	-68.54	.00
	TOTAL SUPPLIES AND MATERIALS	.00	.00	.00	68.54	-68.54	.00
	TOTAL WOODBURY 6TH GRADE CAMP	200.00	.00	56.00	212.54	-68.54	134.27
FUND/SCC-0189259 IMMERSION TRIPS CAMBODIA							
1ST SUBTOTAL-400 PURCHASED SERVICES							
432	CERTIFIED MEETING E	.00	.00	.00	3,200.00	-3,200.00	.00
	TOTAL PURCHASED SERVICES	.00	.00	.00	3,200.00	-3,200.00	.00
	TOTAL IMMERSION TRIPS CAMBODI	.00	.00	.00	3,200.00	-3,200.00	.00
FUND/SCC-0189281 PUBLIC SCHOOL SUPPORT - B							
1ST SUBTOTAL-500 SUPPLIES AND MATERIALS							
519	OTHER GENERAL SUPPL	.00	.00	.00	168.00	-168.00	.00
	TOTAL SUPPLIES AND MATERIALS	.00	.00	.00	168.00	-168.00	.00

SELECTION CRITERIA: ALL
ACCOUNTING PERIOD: 9/20

SORTED BY: FUND/SCC,1ST SUBTOTAL,ACCOUNT
TOTALED ON: FUND/SCC,1ST SUBTOTAL
PAGE BREAKS ON:

FUND/SCC-0189281 PUBLIC SCHOOL SUPPORT - B
1ST SUBTOTAL-500 SUPPLIES AND MATERIALS

ACCOUNT	- - - - - TITLE - - - - -	BUDGET	PERIOD EXPENDITURES	ENCUMBRANCES OUTSTANDING	YEAR TO DATE EXP	AVAILABLE BALANCE	YTD/ BUD
	TOTAL PUBLIC SCHOOL SUPPORT -	.00	.00	.00	168.00	-168.00	.00
FUND/SCC-0189283 PUBLIC SCHOOL SUPPORT - L							
1ST SUBTOTAL-500 SUPPLIES AND MATERIALS							
519	OTHER GENERAL SUPPL	.00	.00	95.27	1,222.36	-1,317.63	.00
	TOTAL SUPPLIES AND MATERIALS	.00	.00	95.27	1,222.36	-1,317.63	.00
	TOTAL PUBLIC SCHOOL SUPPORT -	.00	.00	95.27	1,222.36	-1,317.63	.00
FUND/SCC-0189285 PUBLIC SCHOOL SUPPORT - O							
1ST SUBTOTAL-500 SUPPLIES AND MATERIALS							
519	OTHER GENERAL SUPPL	.00	.00	.00	160.30	-160.30	.00
	TOTAL SUPPLIES AND MATERIALS	.00	.00	.00	160.30	-160.30	.00
1ST SUBTOTAL-800 OTHER OBJECTS							
849	OTHER DUES AND FEES	.00	291.85	.00	291.85	-291.85	.00
	TOTAL OTHER OBJECTS	.00	291.85	.00	291.85	-291.85	.00
	TOTAL PUBLIC SCHOOL SUPPORT -	.00	291.85	.00	452.15	-452.15	.00
FUND/SCC-0189286 PUBLIC SCHOOL SUPPORT - W							
1ST SUBTOTAL-500 SUPPLIES AND MATERIALS							
519	OTHER GENERAL SUPPL	11.51	.00	11.51	204.20	-204.20	1874.11
	TOTAL SUPPLIES AND MATERIALS	11.51	.00	11.51	204.20	-204.20	1874.11
1ST SUBTOTAL-800 OTHER OBJECTS							
849	OTHER DUES AND FEES	130.00	.00	130.00	120.00	-120.00	192.31
	TOTAL OTHER OBJECTS	130.00	.00	130.00	120.00	-120.00	192.31
	TOTAL PUBLIC SCHOOL SUPPORT -	141.51	.00	141.51	324.20	-324.20	329.10
FUND/SCC-0189287 PUBLIC SCHOOL SUPPORT - M							
1ST SUBTOTAL-200 EMPLOYEE RETIREMNT & INS.							
233	MEETING EXPENSE-SUP	.00	311.74	232.73	522.29	-755.02	.00
	TOTAL EMPLOYEE RETIREMNT & IN	.00	311.74	232.73	522.29	-755.02	.00
1ST SUBTOTAL-400 PURCHASED SERVICES							
419	OTHER PROF. & TECH.	15,717.00	.00	10,038.13	9,561.03	-3,882.16	124.70
	TOTAL PURCHASED SERVICES	15,717.00	.00	10,038.13	9,561.03	-3,882.16	124.70
1ST SUBTOTAL-500 SUPPLIES AND MATERIALS							
519	OTHER GENERAL SUPPL	1,766.17	102.59	3,904.89	9,207.24	-11,345.96	742.40
	TOTAL SUPPLIES AND MATERIALS	1,766.17	102.59	3,904.89	9,207.24	-11,345.96	742.40
	TOTAL PUBLIC SCHOOL SUPPORT -	17,483.17	414.33	14,175.75	19,290.56	-15,983.14	191.42

SELECTION CRITERIA: ALL
ACCOUNTING PERIOD: 9/20

SORTED BY: FUND/SCC,1ST SUBTOTAL,ACCOUNT
TOTALED ON: FUND/SCC,1ST SUBTOTAL
PAGE BREAKS ON:

FUND/SCC-0189287 PUBLIC SCHOOL SUPPORT - M
1ST SUBTOTAL-500 SUPPLIES AND MATERIALS

ACCOUNT	- - - - - TITLE - - - - -	BUDGET	PERIOD EXPENDITURES	ENCUMBRANCES OUTSTANDING	YEAR TO DATE EXP	AVAILABLE BALANCE	YTD/ BUD
FUND/SCC-0189288 PUBLIC SCHOOL SUPPORT - H							
1ST SUBTOTAL-400 PURCHASED SERVICES							
419	OTHER PROF. & TECH.	.00	.00	750.00	6,902.30	-7,652.30	.00
432	CERTIFIED MEETING E	.00	.00	.00	12.10	-12.10	.00
439	OTHER TRAV./MEET EX	.00	.00	.00	60.00	-60.00	.00
489	TRANSPORTATION OTHR	1,822.00	.00	6,929.00	4,474.50	-9,581.50	625.88
	TOTAL PURCHASED SERVICES	1,822.00	.00	7,679.00	11,448.90	-17,305.90	1049.83
1ST SUBTOTAL-500 SUPPLIES AND MATERIALS							
511	CLASSROOM SUPPLIES	1,060.00	.00	1,060.00	9,212.85	-9,212.85	969.14
519	OTHER GENERAL SUPPL	1,639.75	.00	3,828.98	1,215.62	-3,404.85	307.64
569	OTHER	1,680.00	129.06	1,880.00	2,010.77	-2,210.77	231.59
	TOTAL SUPPLIES AND MATERIALS	4,379.75	129.06	6,768.98	12,439.24	-14,828.47	438.57
1ST SUBTOTAL-800 OTHER OBJECTS							
849	OTHER DUES AND FEES	.00	695.00	.00	735.00	-735.00	.00
899	OTHER MISCELLANEOUS	.00	510.00	130.00	4,685.05	-4,815.05	.00
	TOTAL OTHER OBJECTS	.00	1,205.00	130.00	5,420.05	-5,550.05	.00
	TOTAL PUBLIC SCHOOL SUPPORT -	6,201.75	1,334.06	14,577.98	29,308.19	-37,684.42	707.64
FUND/SCC-0189289 PTO GRANTS - HIGH SCHOOL							
1ST SUBTOTAL-400 PURCHASED SERVICES							
419	OTHER PROF. & TECH.	.00	.00	.00	470.00	-470.00	.00
	TOTAL PURCHASED SERVICES	.00	.00	.00	470.00	-470.00	.00
1ST SUBTOTAL-500 SUPPLIES AND MATERIALS							
511	CLASSROOM SUPPLIES	.00	.00	.00	1,952.60	-1,952.60	.00
519	OTHER GENERAL SUPPL	580.75	319.83	580.75	3,664.08	-3,664.08	730.92
	TOTAL SUPPLIES AND MATERIALS	580.75	319.83	580.75	5,616.68	-5,616.68	1067.14
	TOTAL PTO GRANTS - HIGH SCHOO	580.75	319.83	580.75	6,086.68	-6,086.68	1148.07
FUND/SCC-0189920 SWEETHEART DANCE FKA FATH							
1ST SUBTOTAL-400 PURCHASED SERVICES							
419	OTHER PROF. & TECH.	.00	.00	1,010.00	2,510.00	-3,520.00	.00
	TOTAL PURCHASED SERVICES	.00	.00	1,010.00	2,510.00	-3,520.00	.00
1ST SUBTOTAL-500 SUPPLIES AND MATERIALS							
519	OTHER GENERAL SUPPL	.00	709.46	.00	2,194.37	-2,194.37	.00
	TOTAL SUPPLIES AND MATERIALS	.00	709.46	.00	2,194.37	-2,194.37	.00
	TOTAL SWEETHEART DANCE FKA FA	.00	709.46	1,010.00	4,704.37	-5,714.37	.00

FUND/SCC-0189921 MARCHING BAND INTL TRAVEL

SELECTION CRITERIA: ALL
ACCOUNTING PERIOD: 9/20

SORTED BY: FUND/SCC,1ST SUBTOTAL,ACCOUNT
TOTALED ON: FUND/SCC,1ST SUBTOTAL
PAGE BREAKS ON:

FUND/SCC-0189921 MARCHING BAND INTL TRAVEL
1ST SUBTOTAL-400 PURCHASED SERVICES

ACCOUNT	- - - - - TITLE - - - - -	BUDGET	PERIOD EXPENDITURES	ENCUMBRANCES OUTSTANDING	YEAR TO DATE EXP	AVAILABLE BALANCE	YTD/ BUD
1ST SUBTOTAL-400 PURCHASED SERVICES							
419	OTHER PROF. & TECH.	.00	.00	.00	5,436.39	-5,436.39	.00
	TOTAL PURCHASED SERVICES	.00	.00	.00	5,436.39	-5,436.39	.00
	TOTAL MARCHING BAND INTL TRAV	.00	.00	.00	5,436.39	-5,436.39	.00
FUND/SCC-0189924 ONAWAY GARDEN CLUB							
1ST SUBTOTAL-500 SUPPLIES AND MATERIALS							
519	OTHER GENERAL SUPPL	.00	.00	.00	858.03	-858.03	.00
	TOTAL SUPPLIES AND MATERIALS	.00	.00	.00	858.03	-858.03	.00
	TOTAL ONAWAY GARDEN CLUB	.00	.00	.00	858.03	-858.03	.00
FUND/SCC-0189925 LOMOND GARDEN CLUB							
1ST SUBTOTAL-500 SUPPLIES AND MATERIALS							
519	OTHER GENERAL SUPPL	.00	.00	.00	398.09	-398.09	.00
	TOTAL SUPPLIES AND MATERIALS	.00	.00	.00	398.09	-398.09	.00
	TOTAL LOMOND GARDEN CLUB	.00	.00	.00	398.09	-398.09	.00
FUND/SCC-0189929 MAC SCHOLARS - BOULEVARD							
1ST SUBTOTAL-500 SUPPLIES AND MATERIALS							
511	CLASSROOM SUPPLIES	.00	.00	.00	1,000.00	-1,000.00	.00
	TOTAL SUPPLIES AND MATERIALS	.00	.00	.00	1,000.00	-1,000.00	.00
	TOTAL MAC SCHOLARS - BOULEVAR	.00	.00	.00	1,000.00	-1,000.00	.00
FUND/SCC-0200000 SHAKER MERCHANDISE							
1ST SUBTOTAL-400 PURCHASED SERVICES							
419	OTHER PROF. & TECH.	.00	.00	.00	202.74	-202.74	.00
	TOTAL PURCHASED SERVICES	.00	.00	.00	202.74	-202.74	.00
1ST SUBTOTAL-500 SUPPLIES AND MATERIALS							
519	OTHER GENERAL SUPPL	.00	.00	.00	1,028.48	-1,028.48	.00
	TOTAL SUPPLIES AND MATERIALS	.00	.00	.00	1,028.48	-1,028.48	.00
	TOTAL SHAKER MERCHANDISE	.00	.00	.00	1,231.22	-1,231.22	.00
FUND/SCC-0220000 STRS							
1ST SUBTOTAL-200 EMPLOYEE RETIREMNT & INS.							
211	STRS-EMPLOYER'S SHA	.00	20,100.52	.00	58,847.58	-58,847.58	.00
	TOTAL EMPLOYEE RETIREMNT & IN	.00	20,100.52	.00	58,847.58	-58,847.58	.00
	TOTAL STRS	.00	20,100.52	.00	58,847.58	-58,847.58	.00

FUND/SCC-0229269 ANTHEM OPT LIFE INSURANCE

SELECTION CRITERIA: ALL
ACCOUNTING PERIOD: 9/20

SORTED BY: FUND/SCC,1ST SUBTOTAL,ACCOUNT
TOTALED ON: FUND/SCC,1ST SUBTOTAL
PAGE BREAKS ON:

FUND/SCC-0229269 ANTHEM OPT LIFE INSURANCE
1ST SUBTOTAL-200 EMPLOYEE RETIREMNT & INS.

ACCOUNT	- - - - - TITLE - - - - -	BUDGET	PERIOD EXPENDITURES	ENCUMBRANCES OUTSTANDING	YEAR TO DATE EXP	AVAILABLE BALANCE	YTD/ BUD
1ST SUBTOTAL-200	EMPLOYEE RETIREMNT & INS.						
242	LIFE INSURANCE	.00	3,666.96	3,651.26	34,845.60	-38,496.86	.00
	TOTAL EMPLOYEE RETIREMNT & IN	.00	3,666.96	3,651.26	34,845.60	-38,496.86	.00
	TOTAL ANTHEM OPT LIFE INSURAN	.00	3,666.96	3,651.26	34,845.60	-38,496.86	.00
FUND/SCC-0229270	STRS PICKUP						
1ST SUBTOTAL-200	EMPLOYEE RETIREMNT & INS.						
212	STRS-EMPLOYER'S SHA	.00	.00	.00	.00	.00	.00
	TOTAL EMPLOYEE RETIREMNT & IN	.00	.00	.00	.00	.00	.00
	TOTAL STRS PICKUP	.00	.00	.00	.00	.00	.00
FUND/SCC-0229271	MEDICARE TAX						
1ST SUBTOTAL-200	EMPLOYEE RETIREMNT & INS.						
213	SOCIAL SECURITY	.00	62.22	.00	62.22	-62.22	.00
223	SOCIAL SECURITY	.00	-62.22	.00	-62.22	62.22	.00
	TOTAL EMPLOYEE RETIREMNT & IN	.00	.00	.00	.00	.00	.00
	TOTAL MEDICARE TAX	.00	.00	.00	.00	.00	.00
FUND/SCC-0229272	SERS						
1ST SUBTOTAL-200	EMPLOYEE RETIREMNT & INS.						
221	SERS-EMPLOYER'S SHA	.00	16,597.71	.00	142,809.68	-142,809.68	.00
	TOTAL EMPLOYEE RETIREMNT & IN	.00	16,597.71	.00	142,809.68	-142,809.68	.00
	TOTAL SERS	.00	16,597.71	.00	142,809.68	-142,809.68	.00
FUND/SCC-0229273	SERS PICKUP						
1ST SUBTOTAL-200	EMPLOYEE RETIREMNT & INS.						
222	SERS-EMPLOYER'S SHA	.00	.00	.00	.00	.00	.00
	TOTAL EMPLOYEE RETIREMNT & IN	.00	.00	.00	.00	.00	.00
	TOTAL SERS PICKUP	.00	.00	.00	.00	.00	.00
FUND/SCC-0229275	WORKER'S COMP-AGENCY						
1ST SUBTOTAL-200	EMPLOYEE RETIREMNT & INS.						
261	WORKERS COMP-CERTIF	.00	4,441.93	.00	130,074.60	-130,074.60	.00
262	WORKERS COMP NON-CE	.00	2,373.23	.00	48,581.59	-48,581.59	.00
	TOTAL EMPLOYEE RETIREMNT & IN	.00	6,815.16	.00	178,656.19	-178,656.19	.00
	TOTAL WORKER'S COMP-AGENCY	.00	6,815.16	.00	178,656.19	-178,656.19	.00
FUND/SCC-0229290	ALLSTATE VOLUNTARY INSURA						
1ST SUBTOTAL-200	EMPLOYEE RETIREMNT & INS.						
242	LIFE INSURANCE	.00	18,118.47	.00	149,555.29	-149,555.29	.00

SELECTION CRITERIA: ALL
ACCOUNTING PERIOD: 9/20

SORTED BY: FUND/SCC,1ST SUBTOTAL,ACCOUNT
TOTALED ON: FUND/SCC,1ST SUBTOTAL
PAGE BREAKS ON:

FUND/SCC-0229290 ALLSTATE VOLUNTARY INSURA
1ST SUBTOTAL-200 EMPLOYEE RETIREMNT & INS.

ACCOUNT	- - - - - TITLE - - - - -	BUDGET	PERIOD EXPENDITURES	ENCUMBRANCES OUTSTANDING	YEAR TO DATE EXP	AVAILABLE BALANCE	YTD/ BUD
	TOTAL EMPLOYEE RETIREMNT & IN	.00	18,118.47	.00	149,555.29	-149,555.29	.00
	TOTAL ALLSTATE VOLUNTARY INSU	.00	18,118.47	.00	149,555.29	-149,555.29	.00
FUND/SCC-0229291 LINCOLN NATIONAL LTD							
1ST SUBTOTAL-200 EMPLOYEE RETIREMNT & INS.							
242	LIFE INSURANCE	.00	4,668.05	.00	37,836.36	-37,836.36	.00
	TOTAL EMPLOYEE RETIREMNT & IN	.00	4,668.05	.00	37,836.36	-37,836.36	.00
	TOTAL LINCOLN NATIONAL LTD	.00	4,668.05	.00	37,836.36	-37,836.36	.00
FUND/SCC-0229293 MEDICAL MUTUAL FLEX PLAN							
1ST SUBTOTAL-800 OTHER OBJECTS							
849	OTHER DUES AND FEES	.00	707.40	.00	6,237.00	-6,237.00	.00
859	OTHER INSURANCE	.00	17,876.33	.00	147,869.84	-147,869.84	.00
	TOTAL OTHER OBJECTS	.00	18,583.73	.00	154,106.84	-154,106.84	.00
	TOTAL MEDICAL MUTUAL FLEX PLA	.00	18,583.73	.00	154,106.84	-154,106.84	.00
FUND/SCC-0229294 LEGAL SHIELD EMPLOYEE PD							
1ST SUBTOTAL-200 EMPLOYEE RETIREMNT & INS.							
242	LIFE INSURANCE	.00	1,092.35	1,083.40	8,989.04	-10,072.44	.00
	TOTAL EMPLOYEE RETIREMNT & IN	.00	1,092.35	1,083.40	8,989.04	-10,072.44	.00
	TOTAL LEGAL SHIELD EMPLOYEE P	.00	1,092.35	1,083.40	8,989.04	-10,072.44	.00
FUND/SCC-0229801 HATHAWAY BROWN-AGENCY							
1ST SUBTOTAL-100 PERSONAL SERVICES							
111	REGULAR	.00	21,010.54	.00	201,414.26	-201,414.26	.00
	TOTAL PERSONAL SERVICES	.00	21,010.54	.00	201,414.26	-201,414.26	.00
1ST SUBTOTAL-200 EMPLOYEE RETIREMNT & INS.							
211	STRS-EMPLOYER'S SHA	.00	2,941.48	.00	29,059.50	-29,059.50	.00
213	SOCIAL SECURITY	.00	294.72	.00	2,917.67	-2,917.67	.00
241	MEDICAL/HOSPITALIZA	.00	3,439.14	.00	34,107.73	-34,107.73	.00
242	LIFE INSURANCE	.00	19.50	.00	191.75	-191.75	.00
243	DENTAL INSURANCE	.00	290.34	.00	2,879.21	-2,879.21	.00
249	CERTIFIED OTHER INS	.00	853.80	.00	8,467.86	-8,467.86	.00
261	WORKERS COMP-CERTIF	.00	52.52	.00	915.67	-915.67	.00
	TOTAL EMPLOYEE RETIREMNT & IN	.00	7,891.50	.00	78,539.39	-78,539.39	.00
	TOTAL HATHAWAY BROWN-AGENCY	.00	28,902.04	.00	279,953.65	-279,953.65	.00
FUND/SCC-0229802 LAUREL SCHOOL-AGENCY							
1ST SUBTOTAL-100 PERSONAL SERVICES							
111	REGULAR	.00	7,264.22	.00	62,569.78	-62,569.78	.00

SELECTION CRITERIA: ALL
ACCOUNTING PERIOD: 9/20

SORTED BY: FUND/SCC,1ST SUBTOTAL,ACCOUNT
TOTALED ON: FUND/SCC,1ST SUBTOTAL
PAGE BREAKS ON:

FUND/SCC-0229802 LAUREL SCHOOL-AGENCY
1ST SUBTOTAL-100 PERSONAL SERVICES

ACCOUNT	- - - - - TITLE - - - - -	BUDGET	PERIOD EXPENDITURES	ENCUMBRANCES OUTSTANDING	YEAR TO DATE EXP	AVAILABLE BALANCE	YTD/ BUD
121	SICK LEAVE	.00	.00	.00	463.67	-463.67	.00
	TOTAL PERSONAL SERVICES	.00	7,264.22	.00	63,033.45	-63,033.45	.00
1ST SUBTOTAL-200 EMPLOYEE RETIREMNT & INS.							
211	STRS-EMPLOYER'S SHA	.00	1,017.00	.00	8,824.71	-8,824.71	.00
213	SOCIAL SECURITY	.00	102.02	.00	871.21	-871.21	.00
241	MEDICAL/HOSPITALIZA	.00	1,146.38	.00	9,649.22	-9,649.22	.00
242	LIFE INSURANCE	.00	5.86	.00	52.74	-52.74	.00
243	DENTAL INSURANCE	.00	96.78	.00	814.47	-814.47	.00
249	CERTIFIED OTHER INS	.00	284.60	.00	2,395.65	-2,395.65	.00
261	WORKERS COMP-CERTIF	.00	18.16	.00	261.60	-261.60	.00
	TOTAL EMPLOYEE RETIREMNT & IN	.00	2,670.80	.00	22,869.60	-22,869.60	.00
	TOTAL LAUREL SCHOOL-AGENCY	.00	9,935.02	.00	85,903.05	-85,903.05	.00
FUND/SCC-0229804 GRANT HOLDING ACCOUNT							
1ST SUBTOTAL-400 PURCHASED SERVICES							
419	OTHER PROF. & TECH.	.00	475.00	.00	475.00	-475.00	.00
	TOTAL PURCHASED SERVICES	.00	475.00	.00	475.00	-475.00	.00
1ST SUBTOTAL-500 SUPPLIES AND MATERIALS							
511	CLASSROOM SUPPLIES	.00	.00	.00	40,836.44	-40,836.44	.00
	TOTAL SUPPLIES AND MATERIALS	.00	.00	.00	40,836.44	-40,836.44	.00
	TOTAL GRANT HOLDING ACCOUNT	.00	475.00	.00	41,311.44	-41,311.44	.00
FUND/SCC-0229806 UNIVERSITY SCHOOL-AGENCY							
1ST SUBTOTAL-100 PERSONAL SERVICES							
111	REGULAR	.00	7,375.28	.00	47,468.52	-47,468.52	.00
	TOTAL PERSONAL SERVICES	.00	7,375.28	.00	47,468.52	-47,468.52	.00
1ST SUBTOTAL-200 EMPLOYEE RETIREMNT & INS.							
211	STRS-EMPLOYER'S SHA	.00	1,032.54	.00	6,645.59	-6,645.59	.00
213	SOCIAL SECURITY	.00	103.64	.00	667.82	-667.82	.00
241	MEDICAL/HOSPITALIZA	.00	1,146.38	.00	7,504.11	-7,504.11	.00
242	LIFE INSURANCE	.00	6.50	.00	42.25	-42.25	.00
243	DENTAL INSURANCE	.00	96.78	.00	633.47	-633.47	.00
249	CERTIFIED OTHER INS	.00	284.60	.00	1,863.02	-1,863.02	.00
261	WORKERS COMP-CERTIF	.00	18.44	.00	136.81	-136.81	.00
	TOTAL EMPLOYEE RETIREMNT & IN	.00	2,688.88	.00	17,493.07	-17,493.07	.00
	TOTAL UNIVERSITY SCHOOL-AGENC	.00	10,064.16	.00	64,961.59	-64,961.59	.00
FUND/SCC-0240000 EMP. BEN/SELF INS.PRESCRI							
1ST SUBTOTAL-400 PURCHASED SERVICES							
491	THIRD PARTY ADMINIS	.00	.00	.00	7,792.00	-7,792.00	.00

SELECTION CRITERIA: ALL
ACCOUNTING PERIOD: 9/20

SORTED BY: FUND/SCC,1ST SUBTOTAL,ACCOUNT
TOTALED ON: FUND/SCC,1ST SUBTOTAL
PAGE BREAKS ON:

FUND/SCC-0240000 EMP. BEN/SELF INS.PRESCRI
1ST SUBTOTAL-400 PURCHASED SERVICES

ACCOUNT	- - - - - TITLE - - - - -	BUDGET	PERIOD EXPENDITURES	ENCUMBRANCES OUTSTANDING	YEAR TO DATE EXP	AVAILABLE BALANCE	YTD/ BUD
492	STOP LOSS INSURANCE	.00	713.97	.00	4,441.47	-4,441.47	.00
	TOTAL PURCHASED SERVICES	.00	713.97	.00	12,233.47	-12,233.47	.00
1ST SUBTOTAL-800 OTHER OBJECTS							
856	BENEFITS AND CLAIMS	.00	151,290.51	.00	1,568,160.75	-1,568,160.75	.00
	TOTAL OTHER OBJECTS	.00	151,290.51	.00	1,568,160.75	-1,568,160.75	.00
	TOTAL EMP. BEN/SELF INS.PRESC	.00	152,004.48	.00	1,580,394.22	-1,580,394.22	.00
FUND/SCC-0249261 EMP. BEN/SELF INS./DENTAL							
1ST SUBTOTAL-400 PURCHASED SERVICES							
491	THIRD PARTY ADMINIS	.00	2,571.84	.00	22,323.84	-22,323.84	.00
	TOTAL PURCHASED SERVICES	.00	2,571.84	.00	22,323.84	-22,323.84	.00
1ST SUBTOTAL-800 OTHER OBJECTS							
856	BENEFITS AND CLAIMS	.00	42,967.01	.00	428,282.25	-428,282.25	.00
	TOTAL OTHER OBJECTS	.00	42,967.01	.00	428,282.25	-428,282.25	.00
	TOTAL EMP. BEN/SELF INS./DENT	.00	45,538.85	.00	450,606.09	-450,606.09	.00
FUND/SCC-0249262 EMP. BEN/SELF INS./HEALTH							
1ST SUBTOTAL-400 PURCHASED SERVICES							
491	THIRD PARTY ADMINIS	.00	24,935.80	.00	214,078.89	-214,078.89	.00
492	STOP LOSS INSURANCE	.00	58,957.97	.00	492,346.52	-492,346.52	.00
499	OTHER PURCHASED SER	.00	4,100.00	.00	32,800.00	-32,800.00	.00
	TOTAL PURCHASED SERVICES	.00	87,993.77	.00	739,225.41	-739,225.41	.00
1ST SUBTOTAL-800 OTHER OBJECTS							
856	BENEFITS AND CLAIMS	.00	922,570.55	.00	5,708,442.91	-5,708,442.91	.00
889	OTHER AWARDS AND PR	3,660.00	.00	4,100.00	11,540.00	-11,980.00	427.32
	TOTAL OTHER OBJECTS	3,660.00	922,570.55	4,100.00	5,719,982.91	-5,720,422.91	156395.71
	TOTAL EMP. BEN/SELF INS./HEAL	3,660.00	1,010,564.32	4,100.00	6,459,208.32	-6,459,648.32	176593.12
FUND/SCC-0249264 EMP. BEN/SELF INS./COBRA							
1ST SUBTOTAL-800 OTHER OBJECTS							
856	BENEFITS AND CLAIMS	.00	643.52	.00	15,309.04	-15,309.04	.00
	TOTAL OTHER OBJECTS	.00	643.52	.00	15,309.04	-15,309.04	.00
	TOTAL EMP. BEN/SELF INS./COBR	.00	643.52	.00	15,309.04	-15,309.04	.00
FUND/SCC-0249270 ANTHEM LIFE INSURANCE							
1ST SUBTOTAL-200 EMPLOYEE RETIREMNT & INS.							
242	LIFE INSURANCE	.00	5,423.10	5,427.50	48,345.88	-53,773.38	.00
	TOTAL EMPLOYEE RETIREMNT & IN	.00	5,423.10	5,427.50	48,345.88	-53,773.38	.00

SELECTION CRITERIA: ALL
ACCOUNTING PERIOD: 9/20

SORTED BY: FUND/SCC,1ST SUBTOTAL,ACCOUNT
TOTALED ON: FUND/SCC,1ST SUBTOTAL
PAGE BREAKS ON:

FUND/SCC-0249270 ANTHEM LIFE INSURANCE
1ST SUBTOTAL-200 EMPLOYEE RETIREMNT & INS.

ACCOUNT	- - - - - TITLE - - - - -	BUDGET	PERIOD EXPENDITURES	ENCUMBRANCES OUTSTANDING	YEAR TO DATE EXP	AVAILABLE BALANCE	YTD/ BUD
	TOTAL ANTHEM LIFE INSURANCE	.00	5,423.10	5,427.50	48,345.88	-53,773.38	.00
FUND/SCC-2009501 STUDENT ACTIVITY/BOOKSTOR							
1ST SUBTOTAL-500 SUPPLIES AND MATERIALS							
519	OTHER GENERAL SUPPL	.00	.00	4,338.85	3,581.40	-7,920.25	.00
	TOTAL SUPPLIES AND MATERIALS	.00	.00	4,338.85	3,581.40	-7,920.25	.00
	TOTAL STUDENT ACTIVITY/BOOKST	.00	.00	4,338.85	3,581.40	-7,920.25	.00
FUND/SCC-2009502 STUDENT ACTIVITY/CHEERLEA							
1ST SUBTOTAL-500 SUPPLIES AND MATERIALS							
519	OTHER GENERAL SUPPL	2,725.00	1,411.00	8,769.50	13,457.06	-19,501.56	815.65
	TOTAL SUPPLIES AND MATERIALS	2,725.00	1,411.00	8,769.50	13,457.06	-19,501.56	815.65
	TOTAL STUDENT ACTIVITY/CHEERL	2,725.00	1,411.00	8,769.50	13,457.06	-19,501.56	815.65
FUND/SCC-2009503 STUDENT ACTIVITY/ACADEMIC							
1ST SUBTOTAL-400 PURCHASED SERVICES							
432	CERTIFIED MEETING E	.00	584.76	.00	584.76	-584.76	.00
	TOTAL PURCHASED SERVICES	.00	584.76	.00	584.76	-584.76	.00
1ST SUBTOTAL-500 SUPPLIES AND MATERIALS							
519	OTHER GENERAL SUPPL	.00	.00	.00	317.00	-317.00	.00
	TOTAL SUPPLIES AND MATERIALS	.00	.00	.00	317.00	-317.00	.00
	TOTAL STUDENT ACTIVITY/ACADEM	.00	584.76	.00	901.76	-901.76	.00
FUND/SCC-2009504 MS DRILL TEAM							
1ST SUBTOTAL-500 SUPPLIES AND MATERIALS							
519	OTHER GENERAL SUPPL	.00	379.60	.00	379.60	-379.60	.00
	TOTAL SUPPLIES AND MATERIALS	.00	379.60	.00	379.60	-379.60	.00
	TOTAL MS DRILL TEAM	.00	379.60	.00	379.60	-379.60	.00
FUND/SCC-2009506 STUDENT ACTIVITY/YOUTH EN							
1ST SUBTOTAL-500 SUPPLIES AND MATERIALS							
569	OTHER	408.45	.00	570.56	237.89	-400.00	197.93
	TOTAL SUPPLIES AND MATERIALS	408.45	.00	570.56	237.89	-400.00	197.93
	TOTAL STUDENT ACTIVITY/YOUTH	408.45	.00	570.56	237.89	-400.00	197.93
FUND/SCC-2009509 STUDENT ACTIVITY/CHOIR							
1ST SUBTOTAL-500 SUPPLIES AND MATERIALS							
519	OTHER GENERAL SUPPL	.00	.00	981.71	518.28	-1,499.99	.00
	TOTAL SUPPLIES AND MATERIALS	.00	.00	981.71	518.28	-1,499.99	.00

SELECTION CRITERIA: ALL
ACCOUNTING PERIOD: 9/20

SORTED BY: FUND/SCC,1ST SUBTOTAL,ACCOUNT
TOTALED ON: FUND/SCC,1ST SUBTOTAL
PAGE BREAKS ON:

FUND/SCC-2009509 STUDENT ACTIVITY/CHOIR
1ST SUBTOTAL-500 SUPPLIES AND MATERIALS

ACCOUNT	- - - - - TITLE - - - - -	BUDGET	PERIOD EXPENDITURES	ENCUMBRANCES OUTSTANDING	YEAR TO DATE EXP	AVAILABLE BALANCE	YTD/ BUD
	TOTAL STUDENT ACTIVITY/CHOIR	.00	.00	981.71	518.28	-1,499.99	.00
FUND/SCC-2009511 WOODBURY MODEL UN							
1ST SUBTOTAL-800 OTHER OBJECTS							
849	OTHER DUES AND FEES	.00	.00	.00	14,150.50	-14,150.50	.00
	TOTAL OTHER OBJECTS	.00	.00	.00	14,150.50	-14,150.50	.00
	TOTAL WOODBURY MODEL UN	.00	.00	.00	14,150.50	-14,150.50	.00
FUND/SCC-2009512 MIDDLE SCHOOL MODEL UN							
1ST SUBTOTAL-400 PURCHASED SERVICES							
432	CERTIFIED MEETING E	42.00	.00	.00	.00	42.00	.00
	TOTAL PURCHASED SERVICES	42.00	.00	.00	.00	42.00	.00
1ST SUBTOTAL-800 OTHER OBJECTS							
849	OTHER DUES AND FEES	.00	.00	100.00	18,325.00	-18,425.00	.00
	TOTAL OTHER OBJECTS	.00	.00	100.00	18,325.00	-18,425.00	.00
	TOTAL MIDDLE SCHOOL MODEL UN	42.00	.00	100.00	18,325.00	-18,383.00	43869.05
FUND/SCC-2009521 STUDENT ACTIVITY/DRAMA							
1ST SUBTOTAL-400 PURCHASED SERVICES							
419	OTHER PROF. & TECH.	2,019.24	.00	6,864.28	1,049.96	-5,895.00	391.94
461	PRINTING AND BINDIN	150.00	.00	150.00	.00	.00	100.00
	TOTAL PURCHASED SERVICES	2,169.24	.00	7,014.28	1,049.96	-5,895.00	371.75
1ST SUBTOTAL-500 SUPPLIES AND MATERIALS							
519	OTHER GENERAL SUPPL	300.00	27.98	315.00	853.70	-868.70	389.57
	TOTAL SUPPLIES AND MATERIALS	300.00	27.98	315.00	853.70	-868.70	389.57
1ST SUBTOTAL-800 OTHER OBJECTS							
849	OTHER DUES AND FEES	.00	.00	120.00	1,640.00	-1,760.00	.00
	TOTAL OTHER OBJECTS	.00	.00	120.00	1,640.00	-1,760.00	.00
	TOTAL STUDENT ACTIVITY/DRAMA	2,469.24	27.98	7,449.28	3,543.66	-8,523.70	445.20
FUND/SCC-2009524 STUDENT ACTIVITY/GERMAN C							
1ST SUBTOTAL-400 PURCHASED SERVICES							
419	OTHER PROF. & TECH.	.00	.00	.00	644.00	-644.00	.00
	TOTAL PURCHASED SERVICES	.00	.00	.00	644.00	-644.00	.00
1ST SUBTOTAL-500 SUPPLIES AND MATERIALS							
519	OTHER GENERAL SUPPL	.00	.00	.00	148.24	-148.24	.00
	TOTAL SUPPLIES AND MATERIALS	.00	.00	.00	148.24	-148.24	.00
	TOTAL STUDENT ACTIVITY/GERMAN	.00	.00	.00	792.24	-792.24	.00

SELECTION CRITERIA: ALL
ACCOUNTING PERIOD: 9/20

SORTED BY: FUND/SCC,1ST SUBTOTAL,ACCOUNT
TOTALED ON: FUND/SCC,1ST SUBTOTAL
PAGE BREAKS ON:

FUND/SCC-2009524 STUDENT ACTIVITY/GERMAN C
1ST SUBTOTAL-500 SUPPLIES AND MATERIALS

ACCOUNT	- - - - - TITLE - - - - -	BUDGET	PERIOD EXPENDITURES	ENCUMBRANCES OUTSTANDING	YEAR TO DATE EXP	AVAILABLE BALANCE	YTD/ BUD
FUND/SCC-2009525 STUDENT ACTIVITY/LATIN CL							
1ST SUBTOTAL-400 PURCHASED SERVICES							
439	OTHER TRAV./MEET EX	.00	.00	.00	90.00	-90.00	.00
TOTAL PURCHASED SERVICES		.00	.00	.00	90.00	-90.00	.00
1ST SUBTOTAL-500 SUPPLIES AND MATERIALS							
519	OTHER GENERAL SUPPL	.00	105.96	.00	1,748.29	-1,748.29	.00
TOTAL SUPPLIES AND MATERIALS		.00	105.96	.00	1,748.29	-1,748.29	.00
TOTAL STUDENT ACTIVITY/LATIN		.00	105.96	.00	1,838.29	-1,838.29	.00
FUND/SCC-2009526 STUDENT ACTIVITY/MANO EN							
1ST SUBTOTAL-500 SUPPLIES AND MATERIALS							
519	OTHER GENERAL SUPPL	275.00	.00	275.00	122.13	-122.13	144.41
TOTAL SUPPLIES AND MATERIALS		275.00	.00	275.00	122.13	-122.13	144.41
TOTAL STUDENT ACTIVITY/MANO E		275.00	.00	275.00	122.13	-122.13	144.41
FUND/SCC-2009528 STUDENT ACTIVITY/GRISTMIL							
1ST SUBTOTAL-400 PURCHASED SERVICES							
419	OTHER PROF. & TECH.	2,527.55	.00	25,527.55	-882.89	-22,117.11	975.04
432	CERTIFIED MEETING E	.00	.00	.00	2,010.00	-2,010.00	.00
TOTAL PURCHASED SERVICES		2,527.55	.00	25,527.55	1,127.11	-24,127.11	1054.57
1ST SUBTOTAL-500 SUPPLIES AND MATERIALS							
519	OTHER GENERAL SUPPL	.00	.00	.00	3,346.27	-3,346.27	.00
TOTAL SUPPLIES AND MATERIALS		.00	.00	.00	3,346.27	-3,346.27	.00
TOTAL STUDENT ACTIVITY/GRISTM		2,527.55	.00	25,527.55	4,473.38	-27,473.38	1186.96
FUND/SCC-2009531 STUDENT ACTIVITY/INSTRUME							
1ST SUBTOTAL-400 PURCHASED SERVICES							
419	OTHER PROF. & TECH.	1,336.05	.00	3,727.15	3,908.90	-6,300.00	571.54
TOTAL PURCHASED SERVICES		1,336.05	.00	3,727.15	3,908.90	-6,300.00	571.54
1ST SUBTOTAL-500 SUPPLIES AND MATERIALS							
519	OTHER GENERAL SUPPL	16.25	.00	2,016.25	.00	-2,000.00	12407.69
TOTAL SUPPLIES AND MATERIALS		16.25	.00	2,016.25	.00	-2,000.00	12407.69
1ST SUBTOTAL-800 OTHER OBJECTS							
849	OTHER DUES AND FEES	.00	.00	.00	1,700.00	-1,700.00	.00
889	OTHER AWARDS AND PR	.00	.00	450.00	.00	-450.00	.00
TOTAL OTHER OBJECTS		.00	.00	450.00	1,700.00	-2,150.00	.00
TOTAL STUDENT ACTIVITY/INSTRU		1,352.30	.00	6,193.40	5,608.90	-10,450.00	872.76

SELECTION CRITERIA: ALL
ACCOUNTING PERIOD: 9/20

SORTED BY: FUND/SCC,1ST SUBTOTAL,ACCOUNT
TOTALED ON: FUND/SCC,1ST SUBTOTAL
PAGE BREAKS ON:

FUND/SCC-2009531 STUDENT ACTIVITY/INSTRUME
1ST SUBTOTAL-800 OTHER OBJECTS

ACCOUNT	- - - - - TITLE - - - - -	BUDGET	PERIOD EXPENDITURES	ENCUMBRANCES OUTSTANDING	YEAR TO DATE EXP	AVAILABLE BALANCE	YTD/ BUD
FUND/SCC-2009533 STUDENT ACTIVITY/S.G.O.R.							
1ST SUBTOTAL-500 SUPPLIES AND MATERIALS							
519	OTHER GENERAL SUPPL	.00	.00	.00	2,026.54	-2,026.54	.00
569	OTHER	.00	347.70	.00	703.84	-703.84	.00
	TOTAL SUPPLIES AND MATERIALS	.00	347.70	.00	2,730.38	-2,730.38	.00
	TOTAL STUDENT ACTIVITY/S.G.O.	.00	347.70	.00	2,730.38	-2,730.38	.00
FUND/SCC-2009534 STUDENT ACTIVITY/RUGBY CL							
1ST SUBTOTAL-500 SUPPLIES AND MATERIALS							
519	OTHER GENERAL SUPPL	130.00	146.52	130.00	146.52	-146.52	212.71
	TOTAL SUPPLIES AND MATERIALS	130.00	146.52	130.00	146.52	-146.52	212.71
	TOTAL STUDENT ACTIVITY/RUGBY	130.00	146.52	130.00	146.52	-146.52	212.71
FUND/SCC-2009535 STUDENT ACTIVITY/ MODEL U							
1ST SUBTOTAL-400 PURCHASED SERVICES							
432	CERTIFIED MEETING E	.00	.00	.00	3,425.13	-3,425.13	.00
439	OTHER TRAV./MEET EX	.00	.00	.00	15,576.61	-15,576.61	.00
489	TRANSPORTATION OTHR	.00	.00	.00	9,900.00	-9,900.00	.00
	TOTAL PURCHASED SERVICES	.00	.00	.00	28,901.74	-28,901.74	.00
1ST SUBTOTAL-500 SUPPLIES AND MATERIALS							
519	OTHER GENERAL SUPPL	.00	.00	.00	322.85	-322.85	.00
569	OTHER	.00	.00	.00	160.41	-160.41	.00
	TOTAL SUPPLIES AND MATERIALS	.00	.00	.00	483.26	-483.26	.00
1ST SUBTOTAL-800 OTHER OBJECTS							
849	OTHER DUES AND FEES	.00	.00	.00	3,800.00	-3,800.00	.00
	TOTAL OTHER OBJECTS	.00	.00	.00	3,800.00	-3,800.00	.00
	TOTAL STUDENT ACTIVITY/ MODEL	.00	.00	.00	33,185.00	-33,185.00	.00
FUND/SCC-2009539 STUDENT ACTIVITY/ECOLOGY							
1ST SUBTOTAL-800 OTHER OBJECTS							
889	OTHER AWARDS AND PR	.00	.00	.00	50.00	-50.00	.00
	TOTAL OTHER OBJECTS	.00	.00	.00	50.00	-50.00	.00
	TOTAL STUDENT ACTIVITY/ECOLOG	.00	.00	.00	50.00	-50.00	.00
FUND/SCC-2009545 STUDENT ACTIVITY/HS STUDE							
1ST SUBTOTAL-500 SUPPLIES AND MATERIALS							
519	OTHER GENERAL SUPPL	.00	27.11	.00	1,123.11	-1,123.11	.00
569	OTHER	.00	.00	.00	381.95	-381.95	.00
	TOTAL SUPPLIES AND MATERIALS	.00	27.11	.00	1,505.06	-1,505.06	.00

SELECTION CRITERIA: ALL
ACCOUNTING PERIOD: 9/20

SORTED BY: FUND/SCC,1ST SUBTOTAL,ACCOUNT
TOTALED ON: FUND/SCC,1ST SUBTOTAL
PAGE BREAKS ON:

FUND/SCC-2009545 STUDENT ACTIVITY/HS STUDE
1ST SUBTOTAL-500 SUPPLIES AND MATERIALS

ACCOUNT	- - - - - TITLE - - - - -	BUDGET	PERIOD EXPENDITURES	ENCUMBRANCES OUTSTANDING	YEAR TO DATE EXP	AVAILABLE BALANCE	YTD/ BUD
	TOTAL STUDENT ACTIVITY/HS STU	.00	27.11	.00	1,505.06	-1,505.06	.00
FUND/SCC-2009547 STUDENT ACTIVITY/MINORITY							
1ST SUBTOTAL-400 PURCHASED SERVICES							
419	OTHER PROF. & TECH.	.00	.00	.00	100.00	-100.00	.00
	TOTAL PURCHASED SERVICES	.00	.00	.00	100.00	-100.00	.00
1ST SUBTOTAL-500 SUPPLIES AND MATERIALS							
519	OTHER GENERAL SUPPL	.00	.00	.00	36.00	-36.00	.00
	TOTAL SUPPLIES AND MATERIALS	.00	.00	.00	36.00	-36.00	.00
	TOTAL STUDENT ACTIVITY/MINORI	.00	.00	.00	136.00	-136.00	.00
FUND/SCC-2009548 STUDENT ACTIVITY/SCIENCE							
1ST SUBTOTAL-800 OTHER OBJECTS							
849	OTHER DUES AND FEES	.00	.00	.00	190.00	-190.00	.00
	TOTAL OTHER OBJECTS	.00	.00	.00	190.00	-190.00	.00
	TOTAL STUDENT ACTIVITY/SCIENC	.00	.00	.00	190.00	-190.00	.00
FUND/SCC-2009553 STUDENT ACTIVITY/SKI CLUB							
1ST SUBTOTAL-400 PURCHASED SERVICES							
439	OTHER TRAV./MEET EX	5,575.00	.00	8,634.56	17,246.54	-20,306.10	464.23
	TOTAL PURCHASED SERVICES	5,575.00	.00	8,634.56	17,246.54	-20,306.10	464.23
1ST SUBTOTAL-500 SUPPLIES AND MATERIALS							
519	OTHER GENERAL SUPPL	.00	.00	.00	314.09	-314.09	.00
	TOTAL SUPPLIES AND MATERIALS	.00	.00	.00	314.09	-314.09	.00
	TOTAL STUDENT ACTIVITY/SKI CL	5,575.00	.00	8,634.56	17,560.63	-20,620.19	469.87
FUND/SCC-2009555 STUDENT ACTIVITY / STUDEN							
1ST SUBTOTAL-200 EMPLOYEE RETIREMNT & INS.							
233	MEETING EXPENSE-SUP	.00	.00	.00	344.27	-344.27	.00
	TOTAL EMPLOYEE RETIREMNT & IN	.00	.00	.00	344.27	-344.27	.00
1ST SUBTOTAL-400 PURCHASED SERVICES							
419	OTHER PROF. & TECH.	400.00	.00	1,773.00	1,623.00	-2,996.00	849.00
	TOTAL PURCHASED SERVICES	400.00	.00	1,773.00	1,623.00	-2,996.00	849.00
1ST SUBTOTAL-500 SUPPLIES AND MATERIALS							
519	OTHER GENERAL SUPPL	.00	281.67	.00	281.67	-281.67	.00
	TOTAL SUPPLIES AND MATERIALS	.00	281.67	.00	281.67	-281.67	.00
	TOTAL STUDENT ACTIVITY / STUD	400.00	281.67	1,773.00	2,248.94	-3,621.94	1005.49

SELECTION CRITERIA: ALL
ACCOUNTING PERIOD: 9/20

SORTED BY: FUND/SCC,1ST SUBTOTAL,ACCOUNT
TOTALED ON: FUND/SCC,1ST SUBTOTAL
PAGE BREAKS ON:

FUND/SCC-2009555 STUDENT ACTIVITY / STUDEN
1ST SUBTOTAL-500 SUPPLIES AND MATERIALS

ACCOUNT	- - - - - TITLE - - - - -	BUDGET	PERIOD EXPENDITURES	ENCUMBRANCES OUTSTANDING	YEAR TO DATE EXP	AVAILABLE BALANCE	YTD/ BUD
FUND/SCC-2009568 PATH							
1ST SUBTOTAL-500 SUPPLIES AND MATERIALS							
519	OTHER GENERAL SUPPL	.00	392.70	.00	392.70	-392.70	.00
	TOTAL SUPPLIES AND MATERIALS	.00	392.70	.00	392.70	-392.70	.00
	TOTAL PATH	.00	392.70	.00	392.70	-392.70	.00
FUND/SCC-2009571 MIDDLE SCHOOL CHEERLEADER							
1ST SUBTOTAL-400 PURCHASED SERVICES							
419	OTHER PROF. & TECH.	.00	.00	1,300.00	3,410.00	-4,710.00	.00
	TOTAL PURCHASED SERVICES	.00	.00	1,300.00	3,410.00	-4,710.00	.00
	TOTAL MIDDLE SCHOOL CHEERLEAD	.00	.00	1,300.00	3,410.00	-4,710.00	.00
FUND/SCC-2009575 PROJECT SUPPORT							
1ST SUBTOTAL-500 SUPPLIES AND MATERIALS							
519	OTHER GENERAL SUPPL	.00	14.96	.64	77.86	-78.50	.00
	TOTAL SUPPLIES AND MATERIALS	.00	14.96	.64	77.86	-78.50	.00
	TOTAL PROJECT SUPPORT	.00	14.96	.64	77.86	-78.50	.00
FUND/SCC-2009576 SANKOFA							
1ST SUBTOTAL-400 PURCHASED SERVICES							
419	OTHER PROF. & TECH.	.00	.00	.00	2,600.00	-2,600.00	.00
	TOTAL PURCHASED SERVICES	.00	.00	.00	2,600.00	-2,600.00	.00
1ST SUBTOTAL-500 SUPPLIES AND MATERIALS							
519	OTHER GENERAL SUPPL	.00	1,051.80	2,160.61	1,087.10	-3,247.71	.00
	TOTAL SUPPLIES AND MATERIALS	.00	1,051.80	2,160.61	1,087.10	-3,247.71	.00
	TOTAL SANKOFA	.00	1,051.80	2,160.61	3,687.10	-5,847.71	.00
FUND/SCC-2009586 RAIDERETTES (STUDENT ACTI							
1ST SUBTOTAL-500 SUPPLIES AND MATERIALS							
519	OTHER GENERAL SUPPL	.00	.00	.00	2,855.55	-2,855.55	.00
	TOTAL SUPPLIES AND MATERIALS	.00	.00	.00	2,855.55	-2,855.55	.00
	TOTAL RAIDERETTES (STUDENT AC	.00	.00	.00	2,855.55	-2,855.55	.00
FUND/SCC-2009588 IB COMMUNITY SERVICE PROJ							
1ST SUBTOTAL-500 SUPPLIES AND MATERIALS							
519	OTHER GENERAL SUPPL	.00	320.00	54.00	320.00	-374.00	.00
	TOTAL SUPPLIES AND MATERIALS	.00	320.00	54.00	320.00	-374.00	.00
	TOTAL IB COMMUNITY SERVICE PR	.00	320.00	54.00	320.00	-374.00	.00

SELECTION CRITERIA: ALL
ACCOUNTING PERIOD: 9/20

SORTED BY: FUND/SCC,1ST SUBTOTAL,ACCOUNT
TOTALED ON: FUND/SCC,1ST SUBTOTAL
PAGE BREAKS ON:

FUND/SCC-2009588 IB COMMUNITY SERVICE PROJ
1ST SUBTOTAL-500 SUPPLIES AND MATERIALS

ACCOUNT	- - - - - TITLE - - - - -	BUDGET	PERIOD EXPENDITURES	ENCUMBRANCES OUTSTANDING	YEAR TO DATE EXP	AVAILABLE BALANCE	YTD/ BUD
FUND/SCC-2009590 WOODBURY STUDENT COUNCIL							
1ST SUBTOTAL-500 SUPPLIES AND MATERIALS							
519	OTHER GENERAL SUPPL	.00	.00	.00	181.63	-181.63	.00
	TOTAL SUPPLIES AND MATERIALS	.00	.00	.00	181.63	-181.63	.00
	TOTAL WOODBURY STUDENT COUNCI	.00	.00	.00	181.63	-181.63	.00
FUND/SCC-2009591 WOODBURY SKI CLUB							
1ST SUBTOTAL-400 PURCHASED SERVICES							
499	OTHER PURCHASED SER	.00	1,575.00	.00	9,450.00	-9,450.00	.00
	TOTAL PURCHASED SERVICES	.00	1,575.00	.00	9,450.00	-9,450.00	.00
1ST SUBTOTAL-500 SUPPLIES AND MATERIALS							
519	OTHER GENERAL SUPPL	.00	.00	.00	986.00	-986.00	.00
	TOTAL SUPPLIES AND MATERIALS	.00	.00	.00	986.00	-986.00	.00
	TOTAL WOODBURY SKI CLUB	.00	1,575.00	.00	10,436.00	-10,436.00	.00
FUND/SCC-2009593 ART CLUB							
1ST SUBTOTAL-500 SUPPLIES AND MATERIALS							
519	OTHER GENERAL SUPPL	.00	-13.59	13.59	169.89	-183.48	.00
	TOTAL SUPPLIES AND MATERIALS	.00	-13.59	13.59	169.89	-183.48	.00
	TOTAL ART CLUB	.00	-13.59	13.59	169.89	-183.48	.00
FUND/SCC-2009600 CLASS OF 2019							
1ST SUBTOTAL-400 PURCHASED SERVICES							
419	OTHER PROF. & TECH.	3,000.00	.00	3,000.00	.00	.00	100.00
	TOTAL PURCHASED SERVICES	3,000.00	.00	3,000.00	.00	.00	100.00
	TOTAL CLASS OF 2019	3,000.00	.00	3,000.00	.00	.00	100.00
FUND/SCC-2009601 CLASS OF 2020							
1ST SUBTOTAL-400 PURCHASED SERVICES							
419	OTHER PROF. & TECH.	.00	9,500.00	25,890.00	15,800.00	-41,690.00	.00
	TOTAL PURCHASED SERVICES	.00	9,500.00	25,890.00	15,800.00	-41,690.00	.00
1ST SUBTOTAL-500 SUPPLIES AND MATERIALS							
519	OTHER GENERAL SUPPL	.00	38.49	.00	11,891.17	-11,891.17	.00
569	OTHER	.00	.00	804.36	238.27	-1,042.63	.00
	TOTAL SUPPLIES AND MATERIALS	.00	38.49	804.36	12,129.44	-12,933.80	.00
	TOTAL CLASS OF 2020	.00	9,538.49	26,694.36	27,929.44	-54,623.80	.00

FUND/SCC-2009602 CLASS OF 2021

SELECTION CRITERIA: ALL
ACCOUNTING PERIOD: 9/20

SORTED BY: FUND/SCC,1ST SUBTOTAL,ACCOUNT
TOTALED ON: FUND/SCC,1ST SUBTOTAL
PAGE BREAKS ON:

FUND/SCC-2009602 CLASS OF 2021
1ST SUBTOTAL-500 SUPPLIES AND MATERIALS

ACCOUNT	- - - - - TITLE - - - - -	BUDGET	PERIOD EXPENDITURES	ENCUMBRANCES OUTSTANDING	YEAR TO DATE EXP	AVAILABLE BALANCE	YTD/ BUD
1ST SUBTOTAL-500 SUPPLIES AND MATERIALS							
519	OTHER GENERAL SUPPL	.00	.00	550.00	1,579.24	-2,129.24	.00
	TOTAL SUPPLIES AND MATERIALS	.00	.00	550.00	1,579.24	-2,129.24	.00
	TOTAL CLASS OF 2021	.00	.00	550.00	1,579.24	-2,129.24	.00
FUND/SCC-2009603 CLASS OF 2022							
1ST SUBTOTAL-500 SUPPLIES AND MATERIALS							
519	OTHER GENERAL SUPPL	.00	.00	.00	397.50	-397.50	.00
	TOTAL SUPPLIES AND MATERIALS	.00	.00	.00	397.50	-397.50	.00
	TOTAL CLASS OF 2022	.00	.00	.00	397.50	-397.50	.00
FUND/SCC-2009604 LETTUCE CLUB							
1ST SUBTOTAL-500 SUPPLIES AND MATERIALS							
519	OTHER GENERAL SUPPL	.00	.00	.00	29.85	-29.85	.00
	TOTAL SUPPLIES AND MATERIALS	.00	.00	.00	29.85	-29.85	.00
	TOTAL LETTUCE CLUB	.00	.00	.00	29.85	-29.85	.00
FUND/SCC-2009605 CLASS OF 2023							
1ST SUBTOTAL-500 SUPPLIES AND MATERIALS							
569	OTHER	.00	.00	.00	108.89	-108.89	.00
	TOTAL SUPPLIES AND MATERIALS	.00	.00	.00	108.89	-108.89	.00
	TOTAL CLASS OF 2023	.00	.00	.00	108.89	-108.89	.00
FUND/SCC-2009608 ESPORT CLUB							
1ST SUBTOTAL-500 SUPPLIES AND MATERIALS							
519	OTHER GENERAL SUPPL	.00	.00	.00	1,186.80	-1,186.80	.00
	TOTAL SUPPLIES AND MATERIALS	.00	.00	.00	1,186.80	-1,186.80	.00
	TOTAL ESPORT CLUB	.00	.00	.00	1,186.80	-1,186.80	.00
FUND/SCC-3009601 ATHLETICS/H.S. MEN'S ATHL							
1ST SUBTOTAL-100 PERSONAL SERVICES							
142	TEMPORARY	.00	2,100.00	.00	16,244.96	-16,244.96	.00
143	SUPPLEMENTAL	.00	640.00	.00	3,730.00	-3,730.00	.00
	TOTAL PERSONAL SERVICES	.00	2,740.00	.00	19,974.96	-19,974.96	.00
1ST SUBTOTAL-200 EMPLOYEE RETIREMNT & INS.							
213	SOCIAL SECURITY	.00	2.75	.00	3.87	-3.87	.00
221	SERS-EMPLOYER'S SHA	.00	.00	.00	1,369.82	-1,369.82	.00
223	SOCIAL SECURITY	.00	36.27	.00	281.65	-281.65	.00
251	MEDICAL/HOSPITALIZA	.00	.00	.00	506.01	-506.01	.00
252	LIFE INSURANCE	.00	.00	.00	3.68	-3.68	.00

SELECTION CRITERIA: ALL
ACCOUNTING PERIOD: 9/20

SORTED BY: FUND/SCC,1ST SUBTOTAL,ACCOUNT
TOTALED ON: FUND/SCC,1ST SUBTOTAL
PAGE BREAKS ON:

FUND/SCC-3009601 ATHLETICS/H.S. MEN'S ATHL
1ST SUBTOTAL-200 EMPLOYEE RETIREMNT & INS.

ACCOUNT	- - - - - TITLE - - - - -	BUDGET	PERIOD EXPENDITURES	ENCUMBRANCES OUTSTANDING	YEAR TO DATE EXP	AVAILABLE BALANCE	YTD/ BUD
253	DENTAL INSURANCE	.00	.00	.00	41.97	-41.97	.00
259	NONCERTIFIED INS BE	.00	.00	.00	125.33	-125.33	.00
262	WORKERS COMP NON-CE	.00	6.92	.00	57.11	-57.11	.00
	TOTAL EMPLOYEE RETIREMNT & IN	.00	45.94	.00	2,389.44	-2,389.44	.00
1ST SUBTOTAL-400 PURCHASED SERVICES							
419	OTHER PROF. & TECH.	.00	1,089.00	15,604.50	11,125.57	-26,730.07	.00
423	REPAIRS & MAINTENAN	13,927.07	.00	14,592.07	9,860.00	-10,525.00	175.57
439	OTHER TRAV./MEET EX	.00	.00	.00	349.60	-349.60	.00
483	TRANSP. FROM OTHER	.00	.00	.00	800.00	-800.00	.00
	TOTAL PURCHASED SERVICES	13,927.07	1,089.00	30,196.57	22,135.17	-38,404.67	375.76
1ST SUBTOTAL-500 SUPPLIES AND MATERIALS							
519	OTHER GENERAL SUPPL	1,249.73	3,350.00	2,519.98	42,642.99	-43,913.24	3613.82
560	FOOD & MATERIALS	.00	.00	.00	959.97	-959.97	.00
	TOTAL SUPPLIES AND MATERIALS	1,249.73	3,350.00	2,519.98	43,602.96	-44,873.21	3690.63
1ST SUBTOTAL-600 CAPITAL OUTLAY							
640	EQUIPMENT	30,836.22	113.39	20,809.68	44,740.23	-34,713.69	212.57
	TOTAL CAPITAL OUTLAY	30,836.22	113.39	20,809.68	44,740.23	-34,713.69	212.57
1ST SUBTOTAL-800 OTHER OBJECTS							
849	OTHER DUES AND FEES	240.00	3,422.00	2,690.50	28,362.00	-30,812.50	12938.54
880	AWARDS AND PRIZES	955.92	149.16	3,935.92	6,319.45	-9,299.45	1072.83
	TOTAL OTHER OBJECTS	1,195.92	3,571.16	6,626.42	34,681.45	-40,111.95	3454.07
	TOTAL ATHLETICS/H.S. MEN'S AT	47,208.94	10,909.49	60,152.65	167,524.21	-180,467.92	482.27
FUND/SCC-3009602 ATHLETICS/M.S. ATHLETICS							
1ST SUBTOTAL-200 EMPLOYEE RETIREMNT & INS.							
233	MEETING EXPENSE-SUP	.00	.00	.00	265.00	-265.00	.00
	TOTAL EMPLOYEE RETIREMNT & IN	.00	.00	.00	265.00	-265.00	.00
1ST SUBTOTAL-400 PURCHASED SERVICES							
419	OTHER PROF. & TECH.	440.00	270.00	860.00	3,950.00	-4,370.00	1093.18
	TOTAL PURCHASED SERVICES	440.00	270.00	860.00	3,950.00	-4,370.00	1093.18
1ST SUBTOTAL-500 SUPPLIES AND MATERIALS							
519	OTHER GENERAL SUPPL	8,622.20	101.00	11,699.64	15,627.72	-18,705.16	316.94
	TOTAL SUPPLIES AND MATERIALS	8,622.20	101.00	11,699.64	15,627.72	-18,705.16	316.94
1ST SUBTOTAL-800 OTHER OBJECTS							
849	OTHER DUES AND FEES	.00	.00	.00	1,815.00	-1,815.00	.00
	TOTAL OTHER OBJECTS	.00	.00	.00	1,815.00	-1,815.00	.00
	TOTAL ATHLETICS/M.S. ATHLETIC	9,062.20	371.00	12,559.64	21,657.72	-25,155.16	377.58

SELECTION CRITERIA: ALL
ACCOUNTING PERIOD: 9/20

SORTED BY: FUND/SCC,1ST SUBTOTAL,ACCOUNT
TOTALED ON: FUND/SCC,1ST SUBTOTAL
PAGE BREAKS ON:

FUND/SCC-3009602 ATHLETICS/M.S. ATHLETICS
1ST SUBTOTAL-800 OTHER OBJECTS

ACCOUNT	- - - - - TITLE - - - - -	BUDGET	PERIOD EXPENDITURES	ENCUMBRANCES OUTSTANDING	YEAR TO DATE EXP	AVAILABLE BALANCE	YTD/ BUD
FUND/SCC-3009603 ATHLETICS/H.S. WOMEN'S AT							
1ST SUBTOTAL-100 PERSONAL SERVICES							
142	TEMPORARY	.00	.00	.00	680.00	-680.00	.00
143	SUPPLEMENTAL	.00	120.00	.00	600.00	-600.00	.00
TOTAL PERSONAL SERVICES		.00	120.00	.00	1,280.00	-1,280.00	.00
1ST SUBTOTAL-200 EMPLOYEE RETIREMNT & INS.							
213	SOCIAL SECURITY	.00	1.65	.00	3.85	-3.85	.00
221	SERS-EMPLOYER'S SHA	.00	.00	.00	119.32	-119.32	.00
223	SOCIAL SECURITY	.00	.00	.00	13.69	-13.69	.00
251	MEDICAL/HOSPITALIZA	.00	.00	.00	143.95	-143.95	.00
252	LIFE INSURANCE	.00	.00	.00	1.15	-1.15	.00
253	DENTAL INSURANCE	.00	.00	.00	11.88	-11.88	.00
259	NONCERTIFIED INS BE	.00	.00	.00	35.64	-35.64	.00
262	WORKERS COMP NON-CE	.00	.30	.00	4.00	-4.00	.00
TOTAL EMPLOYEE RETIREMNT & IN		.00	1.95	.00	333.48	-333.48	.00
1ST SUBTOTAL-400 PURCHASED SERVICES							
419	OTHER PROF. & TECH.	.00	1,088.25	7,015.00	17,377.63	-24,392.63	.00
423	REPAIRS & MAINTENAN	.00	.00	1,480.00	3,675.00	-5,155.00	.00
483	TRANSP. FROM OTHER	.00	.00	.00	800.00	-800.00	.00
TOTAL PURCHASED SERVICES		.00	1,088.25	8,495.00	21,852.63	-30,347.63	.00
1ST SUBTOTAL-500 SUPPLIES AND MATERIALS							
519	OTHER GENERAL SUPPL	392.20	3,025.63	1,141.50	33,599.52	-34,348.82	8857.99
560	FOOD & MATERIALS	.00	.00	.00	954.42	-954.42	.00
TOTAL SUPPLIES AND MATERIALS		392.20	3,025.63	1,141.50	34,553.94	-35,303.24	9101.34
1ST SUBTOTAL-600 CAPITAL OUTLAY							
640	EQUIPMENT	250.80	2,836.05	885.75	12,638.00	-13,272.95	5392.24
TOTAL CAPITAL OUTLAY		250.80	2,836.05	885.75	12,638.00	-13,272.95	5392.24
1ST SUBTOTAL-800 OTHER OBJECTS							
849	OTHER DUES AND FEES	140.00	1,380.00	2,937.50	18,095.00	-20,892.50	15023.21
880	AWARDS AND PRIZES	955.92	.00	3,384.92	5,269.98	-7,698.98	905.40
TOTAL OTHER OBJECTS		1,095.92	1,380.00	6,322.42	23,364.98	-28,591.48	2708.90
TOTAL ATHLETICS/H.S. WOMEN'S		1,738.92	8,451.88	16,844.67	94,023.03	-109,128.78	6375.66
FUND/SCC-3009605 ATHLETICS/GIRLS SOCCER FU							
1ST SUBTOTAL-500 SUPPLIES AND MATERIALS							
519	OTHER GENERAL SUPPL	.00	.00	.00	2,920.69	-2,920.69	.00
560	FOOD & MATERIALS	.00	.00	.00	178.97	-178.97	.00
569	OTHER	.00	.00	.00	600.00	-600.00	.00
TOTAL SUPPLIES AND MATERIALS		.00	.00	.00	3,699.66	-3,699.66	.00

SELECTION CRITERIA: ALL
ACCOUNTING PERIOD: 9/20

SORTED BY: FUND/SCC,1ST SUBTOTAL,ACCOUNT
TOTALED ON: FUND/SCC,1ST SUBTOTAL
PAGE BREAKS ON:

FUND/SCC-3009605 ATHLETICS/GIRLS SOCCER FU
1ST SUBTOTAL-500 SUPPLIES AND MATERIALS

ACCOUNT	- - - - - TITLE - - - - -	BUDGET	PERIOD EXPENDITURES	ENCUMBRANCES OUTSTANDING	YEAR TO DATE EXP	AVAILABLE BALANCE	YTD/ BUD
1ST SUBTOTAL-600 CAPITAL OUTLAY							
640	EQUIPMENT	.00	.00	.00	100.00	-100.00	.00
	TOTAL CAPITAL OUTLAY	.00	.00	.00	100.00	-100.00	.00
	TOTAL ATHLETICS/GIRLS SOCCER	.00	.00	.00	3,799.66	-3,799.66	.00
FUND/SCC-3009606 ATHLETICS/GIRLS BASKETBAL							
1ST SUBTOTAL-500 SUPPLIES AND MATERIALS							
519	OTHER GENERAL SUPPL	.00	.00	.00	1,710.00	-1,710.00	.00
	TOTAL SUPPLIES AND MATERIALS	.00	.00	.00	1,710.00	-1,710.00	.00
	TOTAL ATHLETICS/GIRLS BASKETB	.00	.00	.00	1,710.00	-1,710.00	.00
FUND/SCC-3009607 ATHLETICS/GIRLS SOFTBALL							
1ST SUBTOTAL-500 SUPPLIES AND MATERIALS							
519	OTHER GENERAL SUPPL	.00	425.34	143.10	425.34	-568.44	.00
	TOTAL SUPPLIES AND MATERIALS	.00	425.34	143.10	425.34	-568.44	.00
	TOTAL ATHLETICS/GIRLS SOFTBAL	.00	425.34	143.10	425.34	-568.44	.00
FUND/SCC-3009608 ATHLETICS/GIRLS' VOLLEYBA							
1ST SUBTOTAL-500 SUPPLIES AND MATERIALS							
519	OTHER GENERAL SUPPL	.00	.00	.00	5,050.37	-5,050.37	.00
	TOTAL SUPPLIES AND MATERIALS	.00	.00	.00	5,050.37	-5,050.37	.00
	TOTAL ATHLETICS/GIRLS' VOLLEY	.00	.00	.00	5,050.37	-5,050.37	.00
FUND/SCC-3009612 ATHLETICS/HOCKEY TEAM							
1ST SUBTOTAL-400 PURCHASED SERVICES							
419	OTHER PROF. & TECH.	.00	.00	.00	100.00	-100.00	.00
	TOTAL PURCHASED SERVICES	.00	.00	.00	100.00	-100.00	.00
	TOTAL ATHLETICS/HOCKEY TEAM	.00	.00	.00	100.00	-100.00	.00
FUND/SCC-3009613 ATHLETICS/FOOTBALL FUNDRA							
1ST SUBTOTAL-500 SUPPLIES AND MATERIALS							
519	OTHER GENERAL SUPPL	.00	.00	.00	1,196.00	-1,196.00	.00
	TOTAL SUPPLIES AND MATERIALS	.00	.00	.00	1,196.00	-1,196.00	.00
	TOTAL ATHLETICS/FOOTBALL FUND	.00	.00	.00	1,196.00	-1,196.00	.00
FUND/SCC-3009614 ATHLETICS/BASKETBALL FUND							
1ST SUBTOTAL-500 SUPPLIES AND MATERIALS							
519	OTHER GENERAL SUPPL	.00	1,663.07	218.02	11,626.43	-11,844.45	.00
560	FOOD & MATERIALS	.00	309.83	.00	309.83	-309.83	.00

SELECTION CRITERIA: ALL
ACCOUNTING PERIOD: 9/20

SORTED BY: FUND/SCC,1ST SUBTOTAL,ACCOUNT
TOTALED ON: FUND/SCC,1ST SUBTOTAL
PAGE BREAKS ON:

FUND/SCC-3009614 ATHLETICS/BASKETBALL FUND
1ST SUBTOTAL-500 SUPPLIES AND MATERIALS

ACCOUNT	- - - - - TITLE - - - - -	BUDGET	PERIOD EXPENDITURES	ENCUMBRANCES OUTSTANDING	YEAR TO DATE EXP	AVAILABLE BALANCE	YTD/ BUD
	TOTAL SUPPLIES AND MATERIALS	.00	1,972.90	218.02	11,936.26	-12,154.28	.00
1ST SUBTOTAL-800 OTHER OBJECTS							
849	OTHER DUES AND FEES	.00	.00	404.20	1,804.20	-2,208.40	.00
	TOTAL OTHER OBJECTS	.00	.00	404.20	1,804.20	-2,208.40	.00
	TOTAL ATHLETICS/BASKETBALL FU	.00	1,972.90	622.22	13,740.46	-14,362.68	.00
FUND/SCC-3009616 ATHLETICS/BASEBALL FUNDRA							
1ST SUBTOTAL-400 PURCHASED SERVICES							
489	TRANSPORTATION OTHR	11,426.33	790.02	12,626.33	6,382.96	-7,582.96	166.36
	TOTAL PURCHASED SERVICES	11,426.33	790.02	12,626.33	6,382.96	-7,582.96	166.36
1ST SUBTOTAL-500 SUPPLIES AND MATERIALS							
519	OTHER GENERAL SUPPL	.00	1,650.00	990.00	1,778.75	-2,768.75	.00
	TOTAL SUPPLIES AND MATERIALS	.00	1,650.00	990.00	1,778.75	-2,768.75	.00
1ST SUBTOTAL-800 OTHER OBJECTS							
849	OTHER DUES AND FEES	.00	15,360.00	.00	15,360.00	-15,360.00	.00
	TOTAL OTHER OBJECTS	.00	15,360.00	.00	15,360.00	-15,360.00	.00
	TOTAL ATHLETICS/BASEBALL FUND	11,426.33	17,800.02	13,616.33	23,521.71	-25,711.71	325.02
FUND/SCC-3009620 GIRLS CROSS COUNTRY FUND							
1ST SUBTOTAL-400 PURCHASED SERVICES							
419	OTHER PROF. & TECH.	.00	.00	.00	-6,800.00	6,800.00	.00
	TOTAL PURCHASED SERVICES	.00	.00	.00	-6,800.00	6,800.00	.00
1ST SUBTOTAL-500 SUPPLIES AND MATERIALS							
519	OTHER GENERAL SUPPL	.00	.00	.00	2,932.75	-2,932.75	.00
	TOTAL SUPPLIES AND MATERIALS	.00	.00	.00	2,932.75	-2,932.75	.00
	TOTAL GIRLS CROSS COUNTRY FUN	.00	.00	.00	-3,867.25	3,867.25	.00
FUND/SCC-3009621 ATHLETICS - BOY LACROSSE							
1ST SUBTOTAL-400 PURCHASED SERVICES							
419	OTHER PROF. & TECH.	.00	.00	.00	450.00	-450.00	.00
	TOTAL PURCHASED SERVICES	.00	.00	.00	450.00	-450.00	.00
1ST SUBTOTAL-500 SUPPLIES AND MATERIALS							
519	OTHER GENERAL SUPPL	.00	3,625.28	.00	5,515.28	-5,515.28	.00
	TOTAL SUPPLIES AND MATERIALS	.00	3,625.28	.00	5,515.28	-5,515.28	.00
1ST SUBTOTAL-800 OTHER OBJECTS							
849	OTHER DUES AND FEES	.00	.00	.00	600.00	-600.00	.00
	TOTAL OTHER OBJECTS	.00	.00	.00	600.00	-600.00	.00

SELECTION CRITERIA: ALL
ACCOUNTING PERIOD: 9/20

SORTED BY: FUND/SCC,1ST SUBTOTAL,ACCOUNT
TOTALED ON: FUND/SCC,1ST SUBTOTAL
PAGE BREAKS ON:

FUND/SCC-3009621 ATHLETICS - BOY LACROSSE
1ST SUBTOTAL-800 OTHER OBJECTS

ACCOUNT	- - - - - TITLE - - - - -	BUDGET	PERIOD EXPENDITURES	ENCUMBRANCES OUTSTANDING	YEAR TO DATE EXP	AVAILABLE BALANCE	YTD/ BUD
	TOTAL ATHLETICS - BOY LACROSS	.00	3,625.28	.00	6,565.28	-6,565.28	.00
FUND/SCC-3009622 BOYS SOCCER FUND RAISINI							
1ST SUBTOTAL-500 SUPPLIES AND MATERIALS							
519	OTHER GENERAL SUPPL	2,194.70	.00	129.99	3,793.30	-1,728.59	178.76
	TOTAL SUPPLIES AND MATERIALS	2,194.70	.00	129.99	3,793.30	-1,728.59	178.76
	TOTAL BOYS SOCCER FUND RAISI	2,194.70	.00	129.99	3,793.30	-1,728.59	178.76
FUND/SCC-3009625 ATHLETICS/BOYS SWIMMING F							
1ST SUBTOTAL-500 SUPPLIES AND MATERIALS							
519	OTHER GENERAL SUPPL	.00	.00	.00	199.00	-199.00	.00
	TOTAL SUPPLIES AND MATERIALS	.00	.00	.00	199.00	-199.00	.00
	TOTAL ATHLETICS/BOYS SWIMMING	.00	.00	.00	199.00	-199.00	.00
FUND/SCC-3009626 ATHLETICS/GIRLS SWIMMING							
1ST SUBTOTAL-500 SUPPLIES AND MATERIALS							
519	OTHER GENERAL SUPPL	.00	.00	.00	507.45	-507.45	.00
	TOTAL SUPPLIES AND MATERIALS	.00	.00	.00	507.45	-507.45	.00
	TOTAL ATHLETICS/GIRLS SWIMMIN	.00	.00	.00	507.45	-507.45	.00
FUND/SCC-3009630 ATHLETIC TOURNAMENT ACCOU							
1ST SUBTOTAL-400 PURCHASED SERVICES							
419	OTHER PROF. & TECH.	290.00	1,723.00	1,040.00	2,378.00	-3,128.00	1178.62
	TOTAL PURCHASED SERVICES	290.00	1,723.00	1,040.00	2,378.00	-3,128.00	1178.62
	TOTAL ATHLETIC TOURNAMENT ACC	290.00	1,723.00	1,040.00	2,378.00	-3,128.00	1178.62
FUND/SCC-3009631 ARBITER PAY - ATHLETICS							
1ST SUBTOTAL-400 PURCHASED SERVICES							
419	OTHER PROF. & TECH.	.00	.00	.00	40,000.00	-40,000.00	.00
	TOTAL PURCHASED SERVICES	.00	.00	.00	40,000.00	-40,000.00	.00
	TOTAL ARBITER PAY - ATHLETICS	.00	.00	.00	40,000.00	-40,000.00	.00
FUND/SCC-4019203 ST DOMINIC FY20							
1ST SUBTOTAL-100 PERSONAL SERVICES							
111	REGULAR	86,273.74	2,702.50	.00	19,374.25	66,899.49	22.46
141	REGULAR	.00	3,122.12	.00	19,233.86	-19,233.86	.00
154	HOLIDAYS	.00	.00	.00	1,061.03	-1,061.03	.00
	TOTAL PERSONAL SERVICES	86,273.74	5,824.62	.00	39,669.14	46,604.60	45.98
1ST SUBTOTAL-200 EMPLOYEE RETIREMNT & INS.							

SELECTION CRITERIA: ALL
ACCOUNTING PERIOD: 9/20

SORTED BY: FUND/SCC,1ST SUBTOTAL,ACCOUNT
TOTALED ON: FUND/SCC,1ST SUBTOTAL
PAGE BREAKS ON:

FUND/SCC-4019203 ST DOMINIC FY20
1ST SUBTOTAL-200 EMPLOYEE RETIREMNT & INS.

ACCOUNT	- - - - - TITLE - - - - -	BUDGET	PERIOD EXPENDITURES	ENCUMBRANCES OUTSTANDING	YEAR TO DATE EXP	AVAILABLE BALANCE	YTD/ BUD
211	STRS-EMPLOYER'S SHA	.00	378.36	.00	2,712.46	-2,712.46	.00
213	SOCIAL SECURITY	.00	28.74	.00	213.81	-213.81	.00
221	SERS-EMPLOYER'S SHA	.00	490.18	.00	3,186.35	-3,186.35	.00
223	SOCIAL SECURITY	.00	41.43	.00	273.30	-273.30	.00
241	MEDICAL/HOSPITALIZA	.00	778.70	.00	5,100.67	-5,100.67	.00
242	LIFE INSURANCE	.00	4.42	.00	28.73	-28.73	.00
243	DENTAL INSURANCE	.00	65.80	.00	447.79	-447.79	.00
249	CERTIFIED OTHER INS	.00	193.52	.00	1,266.76	-1,266.76	.00
251	MEDICAL/HOSPITALIZA	.00	800.22	.00	3,225.17	-3,225.17	.00
252	LIFE INSURANCE	.00	7.21	.00	33.21	-33.21	.00
253	DENTAL INSURANCE	.00	65.99	.00	236.49	-236.49	.00
259	NONCERTIFIED INS BE	.00	198.15	.00	794.46	-794.46	.00
261	WORKERS COMP-CERTIF	.00	6.76	.00	59.73	-59.73	.00
262	WORKERS COMP NON-CE	.00	7.80	.00	58.50	-58.50	.00
	TOTAL EMPLOYEE RETIREMNT & IN	.00	3,067.28	.00	17,637.43	-17,637.43	.00
1ST SUBTOTAL-400 PURCHASED SERVICES							
419	OTHER PROF. & TECH.	.00	3,142.66	8,723.93	18,404.57	-27,128.50	.00
	TOTAL PURCHASED SERVICES	.00	3,142.66	8,723.93	18,404.57	-27,128.50	.00
1ST SUBTOTAL-500 SUPPLIES AND MATERIALS							
511	CLASSROOM SUPPLIES	.00	.00	278.13	10,692.98	-10,971.11	.00
514	HEALTH & HYGIENE SU	.00	37.15	45.94	417.70	-463.64	.00
516	SOFTWARE MATERIALS	.00	.00	.00	3,097.50	-3,097.50	.00
521	NEW TEXTBOOKS	.00	.00	1,348.65	.00	-1,348.65	.00
	TOTAL SUPPLIES AND MATERIALS	.00	37.15	1,672.72	14,208.18	-15,880.90	.00
	TOTAL ST DOMINIC FY20	86,273.74	12,071.71	10,396.65	89,919.32	-14,042.23	116.28
FUND/SCC-4019903 ST. DOMINIC FY 19							
1ST SUBTOTAL-400 PURCHASED SERVICES							
419	OTHER PROF. & TECH.	.00	.00	.00	-344.47	344.47	.00
	TOTAL PURCHASED SERVICES	.00	.00	.00	-344.47	344.47	.00
	TOTAL ST. DOMINIC FY 19	.00	.00	.00	-344.47	344.47	.00
FUND/SCC-4019904 UNIVERSITY SCHOOL FY 19							
1ST SUBTOTAL-100 PERSONAL SERVICES							
111	REGULAR	.00	.00	.00	18,076.58	-18,076.58	.00
	TOTAL PERSONAL SERVICES	.00	.00	.00	18,076.58	-18,076.58	.00
1ST SUBTOTAL-200 EMPLOYEE RETIREMNT & INS.							
211	STRS-EMPLOYER'S SHA	.00	.00	.00	2,530.74	-2,530.74	.00
213	SOCIAL SECURITY	.00	.00	.00	254.45	-254.45	.00
241	MEDICAL/HOSPITALIZA	.00	.00	.00	2,898.85	-2,898.85	.00
242	LIFE INSURANCE	.00	.00	.00	16.25	-16.25	.00

SELECTION CRITERIA: ALL
ACCOUNTING PERIOD: 9/20

SORTED BY: FUND/SCC,1ST SUBTOTAL,ACCOUNT
TOTALED ON: FUND/SCC,1ST SUBTOTAL
PAGE BREAKS ON:

FUND/SCC-4019904 UNIVERSITY SCHOOL FY 19
1ST SUBTOTAL-200 EMPLOYEE RETIREMNT & INS.

ACCOUNT	- - - - - TITLE - - - - -	BUDGET	PERIOD EXPENDITURES	ENCUMBRANCES OUTSTANDING	YEAR TO DATE EXP	AVAILABLE BALANCE	YTD/ BUD
243	DENTAL INSURANCE	.00	.00	.00	244.70	-244.70	.00
249	CERTIFIED OTHER INS	.00	.00	.00	719.70	-719.70	.00
261	WORKERS COMP-CERTIF	.00	.00	.00	135.55	-135.55	.00
	TOTAL EMPLOYEE RETIREMNT & IN	.00	.00	.00	6,800.24	-6,800.24	.00
1ST SUBTOTAL-500 SUPPLIES AND MATERIALS							
521	NEW TEXTBOOKS	16,440.99	.00	.00	7,246.52	9,194.47	44.08
546	SUBSCRIPTION SERVIC	16,418.56	.00	.00	16,338.56	80.00	99.51
	TOTAL SUPPLIES AND MATERIALS	32,859.55	.00	.00	23,585.08	9,274.47	71.78
1ST SUBTOTAL-600 CAPITAL OUTLAY							
644	TECHNICAL EQUIPMENT	691.37	.00	.00	.00	691.37	.00
	TOTAL CAPITAL OUTLAY	691.37	.00	.00	.00	691.37	.00
	TOTAL UNIVERSITY SCHOOL FY 19	33,550.92	.00	.00	48,461.90	-14,910.98	144.44
FUND/SCC-4519220 E TECH CONNECTIVITY FY20							
1ST SUBTOTAL-400 PURCHASED SERVICES							
441	TELEPHONE SERVICE	.00	7,200.00	.00	14,400.00	-14,400.00	.00
	TOTAL PURCHASED SERVICES	.00	7,200.00	.00	14,400.00	-14,400.00	.00
	TOTAL E TECH CONNECTIVITY FY2	.00	7,200.00	.00	14,400.00	-14,400.00	.00
FUND/SCC-4999020 PARENT MENTOR GRANT FY20							
1ST SUBTOTAL-100 PERSONAL SERVICES							
141	REGULAR	.00	2,065.00	.00	13,250.42	-13,250.42	.00
155	PROFESSIONAL LEAVE	.00	.00	.00	172.08	-172.08	.00
	TOTAL PERSONAL SERVICES	.00	2,065.00	.00	13,422.50	-13,422.50	.00
1ST SUBTOTAL-200 EMPLOYEE RETIREMNT & INS.							
221	SERS-EMPLOYER'S SHA	.00	353.12	.00	2,118.72	-2,118.72	.00
222	SERS-EMPLOYER'S SHA	.00	227.16	.00	1,362.96	-1,362.96	.00
223	SOCIAL SECURITY	.00	29.22	.00	175.32	-175.32	.00
242	LIFE INSURANCE	.00	4.26	.00	12.78	-12.78	.00
243	DENTAL INSURANCE	.00	63.52	.00	190.56	-190.56	.00
252	LIFE INSURANCE	.00	.00	.00	12.78	-12.78	.00
253	DENTAL INSURANCE	.00	.00	.00	190.56	-190.56	.00
262	WORKERS COMP NON-CE	.00	5.16	.00	30.96	-30.96	.00
	TOTAL EMPLOYEE RETIREMNT & IN	.00	682.44	.00	4,094.64	-4,094.64	.00
	TOTAL PARENT MENTOR GRANT FY2	.00	2,747.44	.00	17,517.14	-17,517.14	.00
FUND/SCC-4999120 SAFETY INTRVNT GRANT FY20							
1ST SUBTOTAL-600 CAPITAL OUTLAY							
640	EQUIPMENT	.00	45.91	.00	40,000.00	-40,000.00	.00
	TOTAL CAPITAL OUTLAY	.00	45.91	.00	40,000.00	-40,000.00	.00

SELECTION CRITERIA: ALL
ACCOUNTING PERIOD: 9/20

SORTED BY: FUND/SCC,1ST SUBTOTAL,ACCOUNT
TOTALED ON: FUND/SCC,1ST SUBTOTAL
PAGE BREAKS ON:

FUND/SCC-4999120 SAFETY INTRVNT GRANT FY20
1ST SUBTOTAL-600 CAPITAL OUTLAY

ACCOUNT	- - - - - TITLE - - - - -	BUDGET	PERIOD EXPENDITURES	ENCUMBRANCES OUTSTANDING	YEAR TO DATE EXP	AVAILABLE BALANCE	YTD/ BUD
	TOTAL SAFETY INTRVNT GRANT FY	.00	45.91	.00	40,000.00	-40,000.00	.00
FUND/SCC-4999900 PARENT MENTOR GRANT FY 19							
1ST SUBTOTAL-100 PERSONAL SERVICES							
141	REGULAR	1,032.50	.00	.00	598.30	434.20	57.95
	TOTAL PERSONAL SERVICES	1,032.50	.00	.00	598.30	434.20	57.95
1ST SUBTOTAL-200 EMPLOYEE RETIREMNT & INS.							
221	SERS-EMPLOYER'S SHA	-434.20	.00	.00	.00	-434.20	.00
	TOTAL EMPLOYEE RETIREMNT & IN	-434.20	.00	.00	.00	-434.20	.00
	TOTAL PARENT MENTOR GRANT FY	598.30	.00	.00	598.30	.00	100.00
FUND/SCC-4999901 SCHL SAFETY TRAINING FY19							
1ST SUBTOTAL-400 PURCHASED SERVICES							
432	CERTIFIED MEETING E	5,424.10	.00	.00	5,424.10	.00	100.00
	TOTAL PURCHASED SERVICES	5,424.10	.00	.00	5,424.10	.00	100.00
	TOTAL SCHL SAFETY TRAINING FY	5,424.10	.00	.00	5,424.10	.00	100.00
FUND/SCC-5169016 IDEA FY20							
1ST SUBTOTAL-100 PERSONAL SERVICES							
111	REGULAR	135,844.65	8,950.60	.00	55,473.19	80,371.46	40.84
121	SICK LEAVE	.00	.00	.00	1,122.35	-1,122.35	.00
122	PERSONAL LEAVE	.00	.00	.00	460.16	-460.16	.00
125	PROFESSIONAL LEAVE	.00	.00	.00	805.50	-805.50	.00
141	REGULAR	744,155.35	53,712.36	.00	343,699.28	400,456.07	46.19
144	OVERTIME	.00	363.83	.00	1,790.79	-1,790.79	.00
151	SICK LEAVE	.00	.00	.00	10,903.08	-10,903.08	.00
152	PERSONAL LEAVE	.00	.00	.00	3,325.72	-3,325.72	.00
154	HOLIDAYS	.00	.00	.00	11,481.12	-11,481.12	.00
155	PROFESSIONAL LEAVE	.00	.00	.00	1,461.16	-1,461.16	.00
159	OTHER NONCERTIFIED	.00	.00	.00	151.20	-151.20	.00
	TOTAL PERSONAL SERVICES	880,000.00	63,026.79	.00	430,673.55	449,326.45	48.94
1ST SUBTOTAL-200 EMPLOYEE RETIREMNT & INS.							
211	STRS-EMPLOYER'S SHA	381,034.98	1,460.55	.00	8,529.01	372,505.97	2.24
213	SOCIAL SECURITY	.00	127.35	.00	822.91	-822.91	.00
221	SERS-EMPLOYER'S SHA	.00	9,339.22	.00	60,009.54	-60,009.54	.00
223	SOCIAL SECURITY	.00	732.54	.00	5,075.09	-5,075.09	.00
241	MEDICAL/HOSPITALIZA	.00	871.80	.00	5,587.51	-5,587.51	.00
242	LIFE INSURANCE	.00	6.50	.00	66.24	-66.24	.00
243	DENTAL INSURANCE	.00	67.44	.00	432.17	-432.17	.00
249	CERTIFIED OTHER INS	.00	107.20	.00	681.06	-681.06	.00
251	MEDICAL/HOSPITALIZA	.00	18,323.48	.00	117,356.62	-117,356.62	.00

SELECTION CRITERIA: ALL
ACCOUNTING PERIOD: 9/20

SORTED BY: FUND/SCC,1ST SUBTOTAL,ACCOUNT
TOTALED ON: FUND/SCC,1ST SUBTOTAL
PAGE BREAKS ON:

FUND/SCC-5169016 IDEA FY20
1ST SUBTOTAL-200 EMPLOYEE RETIREMNT & INS.

ACCOUNT	- - - - - TITLE - - - - -	BUDGET	PERIOD EXPENDITURES	ENCUMBRANCES OUTSTANDING	YEAR TO DATE EXP	AVAILABLE BALANCE	YTD/ BUD
252	LIFE INSURANCE	.00	162.50	.00	1,052.47	-1,052.47	.00
253	DENTAL INSURANCE	.00	1,579.34	.00	10,110.93	-10,110.93	.00
259	NONCERTIFIED INS BE	.00	4,538.76	.00	29,067.62	-29,067.62	.00
261	WORKERS COMP-CERTIF	.00	22.38	.00	161.84	-161.84	.00
262	WORKERS COMP NON-CE	.00	135.14	.00	1,078.46	-1,078.46	.00
	TOTAL EMPLOYEE RETIREMNT & IN	381,034.98	37,474.20	.00	240,031.47	141,003.51	62.99
1ST SUBTOTAL-400 PURCHASED SERVICES							
419	OTHER PROF. & TECH.	6,000.00	835.00	1,350.00	2,145.60	2,504.40	58.26
	TOTAL PURCHASED SERVICES	6,000.00	835.00	1,350.00	2,145.60	2,504.40	58.26
1ST SUBTOTAL-500 SUPPLIES AND MATERIALS							
511	CLASSROOM SUPPLIES	10,448.28	.00	.00	.00	10,448.28	.00
	TOTAL SUPPLIES AND MATERIALS	10,448.28	.00	.00	.00	10,448.28	.00
	TOTAL IDEA FY20	1,277,483.26	101,335.99	1,350.00	672,850.62	603,282.64	52.78
FUND/SCC-5169916 IDEA FY 19							
1ST SUBTOTAL-100 PERSONAL SERVICES							
111	REGULAR	86,781.32	.00	.00	21,381.04	65,400.28	24.64
122	PERSONAL LEAVE	.00	.00	.00	343.96	-343.96	.00
141	REGULAR	71,344.27	.00	.00	118,498.62	-47,154.35	166.09
151	SICK LEAVE	.00	.00	.00	561.92	-561.92	.00
152	PERSONAL LEAVE	.00	.00	.00	65.96	-65.96	.00
155	PROFESSIONAL LEAVE	.00	.00	.00	298.08	-298.08	.00
	TOTAL PERSONAL SERVICES	158,125.59	.00	.00	141,149.58	16,976.01	89.26
1ST SUBTOTAL-200 EMPLOYEE RETIREMNT & INS.							
211	STRS-EMPLOYER'S SHA	39,080.13	.00	.00	3,041.52	36,038.61	7.78
213	SOCIAL SECURITY	.00	.00	.00	301.69	-301.69	.00
221	SERS-EMPLOYER'S SHA	.00	.00	.00	4,697.46	-4,697.46	.00
223	SOCIAL SECURITY	.00	.00	.00	1,785.79	-1,785.79	.00
241	MEDICAL/HOSPITALIZA	.00	.00	.00	4,079.84	-4,079.84	.00
242	LIFE INSURANCE	.00	.00	.00	38.96	-38.96	.00
243	DENTAL INSURANCE	.00	.00	.00	331.94	-331.94	.00
249	CERTIFIED OTHER INS	.00	.00	.00	791.94	-791.94	.00
251	MEDICAL/HOSPITALIZA	.00	.00	.00	39,356.41	-39,356.41	.00
252	LIFE INSURANCE	.00	.00	.00	370.84	-370.84	.00
253	DENTAL INSURANCE	.00	.00	.00	3,380.77	-3,380.77	.00
259	NONCERTIFIED INS BE	.00	.00	.00	9,748.92	-9,748.92	.00
261	WORKERS COMP-CERTIF	.00	.00	.00	162.92	-162.92	.00
262	WORKERS COMP NON-CE	.00	.00	.00	979.96	-979.96	.00
	TOTAL EMPLOYEE RETIREMNT & IN	39,080.13	.00	.00	69,068.96	-29,988.83	176.74
1ST SUBTOTAL-400 PURCHASED SERVICES							
419	OTHER PROF. & TECH.	3,543.83	.00	.00	.00	3,543.83	.00

SELECTION CRITERIA: ALL
ACCOUNTING PERIOD: 9/20

SORTED BY: FUND/SCC,1ST SUBTOTAL,ACCOUNT
TOTALED ON: FUND/SCC,1ST SUBTOTAL
PAGE BREAKS ON:

FUND/SCC-5169916 IDEA FY 19
1ST SUBTOTAL-400 PURCHASED SERVICES

ACCOUNT	- - - - - TITLE - - - - -	BUDGET	PERIOD EXPENDITURES	ENCUMBRANCES OUTSTANDING	YEAR TO DATE EXP	AVAILABLE BALANCE	YTD/ BUD
	TOTAL PURCHASED SERVICES	3,543.83	.00	.00	.00	3,543.83	.00
1ST SUBTOTAL-500 SUPPLIES AND MATERIALS							
511	CLASSROOM SUPPLIES	10,644.99	.00	.00	.00	10,644.99	.00
516	SOFTWARE MATERIALS	180.00	.00	.00	180.00	.00	100.00
542	PERIODICALS	296.67	.00	.00	296.67	.00	100.00
	TOTAL SUPPLIES AND MATERIALS	11,121.66	.00	.00	476.67	10,644.99	4.29
1ST SUBTOTAL-600 CAPITAL OUTLAY							
644	TECHNICAL EQUIPMENT	-1,176.00	.00	.00	.00	-1,176.00	.00
	TOTAL CAPITAL OUTLAY	-1,176.00	.00	.00	.00	-1,176.00	.00
	TOTAL IDEA FY 19	210,695.21	.00	.00	210,695.21	.00	100.00
FUND/SCC-5519051 TITLE III LEP FY20							
1ST SUBTOTAL-100 PERSONAL SERVICES							
111	REGULAR	1,000.00	828.30	.00	5,383.94	-4,383.94	538.39
	TOTAL PERSONAL SERVICES	1,000.00	828.30	.00	5,383.94	-4,383.94	538.39
1ST SUBTOTAL-200 EMPLOYEE RETIREMNT & INS.							
211	STRS-EMPLOYER'S SHA	2,290.93	117.84	.00	758.45	1,532.48	33.11
213	SOCIAL SECURITY	.00	11.58	.00	76.98	-76.98	.00
241	MEDICAL/HOSPITALIZA	.00	149.02	.00	372.55	-372.55	.00
242	LIFE INSURANCE	.00	.84	.00	5.48	-5.48	.00
243	DENTAL INSURANCE	.00	12.58	.00	31.45	-31.45	.00
249	CERTIFIED OTHER INS	.00	37.00	.00	92.50	-92.50	.00
261	WORKERS COMP-CERTIF	.00	2.06	.00	15.50	-15.50	.00
	TOTAL EMPLOYEE RETIREMNT & IN	2,290.93	330.92	.00	1,352.91	938.02	59.06
	TOTAL TITLE III LEP FY20	3,290.93	1,159.22	.00	6,736.85	-3,445.92	204.71
FUND/SCC-5519951 TITLE III LEP FY 19							
1ST SUBTOTAL-100 PERSONAL SERVICES							
111	REGULAR	-1,200.00	.00	.00	.00	-1,200.00	.00
	TOTAL PERSONAL SERVICES	-1,200.00	.00	.00	.00	-1,200.00	.00
1ST SUBTOTAL-200 EMPLOYEE RETIREMNT & INS.							
211	STRS-EMPLOYER'S SHA	1,000.00	.00	.00	.00	1,000.00	.00
	TOTAL EMPLOYEE RETIREMNT & IN	1,000.00	.00	.00	.00	1,000.00	.00
1ST SUBTOTAL-400 PURCHASED SERVICES							
431	CERTIFIED TRAVEL RE	200.00	.00	.00	.00	200.00	.00
	TOTAL PURCHASED SERVICES	200.00	.00	.00	.00	200.00	.00
	TOTAL TITLE III LEP FY 19	.00	.00	.00	.00	.00	.00

SELECTION CRITERIA: ALL
ACCOUNTING PERIOD: 9/20

SORTED BY: FUND/SCC,1ST SUBTOTAL,ACCOUNT
TOTALED ON: FUND/SCC,1ST SUBTOTAL
PAGE BREAKS ON:

FUND/SCC-5519955 TITLE III IMMIGRANT FY19
1ST SUBTOTAL-100 PERSONAL SERVICES

ACCOUNT	- - - - - TITLE - - - - -	BUDGET	PERIOD EXPENDITURES	ENCUMBRANCES OUTSTANDING	YEAR TO DATE EXP	AVAILABLE BALANCE	YTD/ BUD
FUND/SCC-5519955 TITLE III IMMIGRANT FY19							
111	REGULAR	-300.55	.00	.00	.00	-300.55	.00
	TOTAL PERSONAL SERVICES	-300.55	.00	.00	.00	-300.55	.00
1ST SUBTOTAL-200 EMPLOYEE RETIREMNT & INS.							
211	STRS-EMPLOYER'S SHA	300.55	.00	.00	.00	300.55	.00
	TOTAL EMPLOYEE RETIREMNT & IN	300.55	.00	.00	.00	300.55	.00
	TOTAL TITLE III IMMIGRANT FY1	.00	.00	.00	.00	.00	.00
FUND/SCC-5729072 TITLE I FY20							
1ST SUBTOTAL-100 PERSONAL SERVICES							
111	REGULAR	360,000.00	29,179.96	.00	180,913.40	179,086.60	50.25
121	SICK LEAVE	140,000.00	.00	.00	3,180.92	136,819.08	2.27
122	PERSONAL LEAVE	.00	.00	.00	1,075.90	-1,075.90	.00
125	PROFESSIONAL LEAVE	.00	.00	.00	795.23	-795.23	.00
141	REGULAR	.00	9,463.50	.00	58,800.13	-58,800.13	.00
151	SICK LEAVE	.00	.00	.00	2,618.46	-2,618.46	.00
155	PROFESSIONAL LEAVE	.00	.00	.00	94.16	-94.16	.00
	TOTAL PERSONAL SERVICES	500,000.00	38,643.46	.00	247,478.20	252,521.80	49.50
1ST SUBTOTAL-200 EMPLOYEE RETIREMNT & INS.							
211	STRS-EMPLOYER'S SHA	170,000.00	4,322.78	.00	28,219.15	141,780.85	16.60
213	SOCIAL SECURITY	.00	405.13	.00	2,501.11	-2,501.11	.00
221	SERS-EMPLOYER'S SHA	.00	1,666.86	.00	10,102.08	-10,102.08	.00
223	SOCIAL SECURITY	.00	133.12	.00	865.42	-865.42	.00
241	MEDICAL/HOSPITALIZA	.00	5,457.32	.00	29,759.66	-29,759.66	.00
242	LIFE INSURANCE	.00	45.50	.00	275.32	-275.32	.00
243	DENTAL INSURANCE	.00	454.56	.00	2,686.91	-2,686.91	.00
249	CERTIFIED OTHER INS	.00	1,352.80	.00	8,023.72	-8,023.72	.00
251	MEDICAL/HOSPITALIZA	.00	1,600.44	.00	10,176.49	-10,176.49	.00
252	LIFE INSURANCE	.00	19.50	.00	123.27	-123.27	.00
253	DENTAL INSURANCE	.00	131.98	.00	840.29	-840.29	.00
259	NONCERTIFIED INS BE	.00	396.30	.00	2,519.99	-2,519.99	.00
261	WORKERS COMP-CERTIF	.00	72.94	.00	479.44	-479.44	.00
262	WORKERS COMP NON-CE	.00	23.64	.00	174.47	-174.47	.00
	TOTAL EMPLOYEE RETIREMNT & IN	170,000.00	16,082.87	.00	96,747.32	73,252.68	56.91
1ST SUBTOTAL-400 PURCHASED SERVICES							
419	OTHER PROF. & TECH.	11,802.19	.00	.00	1,585.56	10,216.63	13.43
	TOTAL PURCHASED SERVICES	11,802.19	.00	.00	1,585.56	10,216.63	13.43
1ST SUBTOTAL-500 SUPPLIES AND MATERIALS							
511	CLASSROOM SUPPLIES	17,428.26	.00	.00	31,410.00	-13,981.74	180.22
516	SOFTWARE MATERIALS	.00	.00	.00	20,024.71	-20,024.71	.00
	TOTAL SUPPLIES AND MATERIALS	17,428.26	.00	.00	51,434.71	-34,006.45	295.12

SELECTION CRITERIA: ALL
ACCOUNTING PERIOD: 9/20

SORTED BY: FUND/SCC,1ST SUBTOTAL,ACCOUNT
TOTALED ON: FUND/SCC,1ST SUBTOTAL
PAGE BREAKS ON:

FUND/SCC-5729072 TITLE I FY20
1ST SUBTOTAL-500 SUPPLIES AND MATERIALS

ACCOUNT	- - - - - TITLE - - - - -	BUDGET	PERIOD EXPENDITURES	ENCUMBRANCES OUTSTANDING	YEAR TO DATE EXP	AVAILABLE BALANCE	YTD/ BUD
	TOTAL TITLE I FY20	699,230.45	54,726.33	.00	397,245.79	301,984.66	56.81
FUND/SCC-5729972 TITLE I FY 19							
1ST SUBTOTAL-100 PERSONAL SERVICES							
111	REGULAR	165,455.11	.00	.00	97,299.03	68,156.08	58.81
122	PERSONAL LEAVE	.00	.00	.00	260.57	-260.57	.00
125	PROFESSIONAL LEAVE	.00	.00	.00	257.28	-257.28	.00
141	REGULAR	70,374.31	.00	.00	20,763.97	49,610.34	29.51
	TOTAL PERSONAL SERVICES	235,829.42	.00	.00	118,580.85	117,248.57	50.28
1ST SUBTOTAL-200 EMPLOYEE RETIREMNT & INS.							
211	STRS-EMPLOYER'S SHA	-63,353.21	.00	.00	-4,363.15	-58,990.06	6.89
213	SOCIAL SECURITY	49,830.81	.00	.00	442.06	49,388.75	.89
221	SERS-EMPLOYER'S SHA	.00	.00	.00	3,023.22	-3,023.22	.00
223	SOCIAL SECURITY	.00	.00	.00	291.50	-291.50	.00
241	MEDICAL/HOSPITALIZA	.00	.00	.00	10,019.31	-10,019.31	.00
242	LIFE INSURANCE	.00	.00	.00	65.52	-65.52	.00
243	DENTAL INSURANCE	.00	.00	.00	838.52	-838.52	.00
249	CERTIFIED OTHER INS	.00	.00	.00	2,485.15	-2,485.15	.00
251	MEDICAL/HOSPITALIZA	.00	.00	.00	3,638.11	-3,638.11	.00
252	LIFE INSURANCE	.00	.00	.00	43.40	-43.40	.00
253	DENTAL INSURANCE	.00	.00	.00	300.87	-300.87	.00
259	NONCERTIFIED INS BE	.00	.00	.00	901.52	-901.52	.00
261	WORKERS COMP-CERTIF	.00	.00	.00	324.45	-324.45	.00
262	WORKERS COMP NON-CE	.00	.00	.00	155.75	-155.75	.00
	TOTAL EMPLOYEE RETIREMNT & IN	-13,522.40	.00	.00	18,166.23	-31,688.63	-134.34
1ST SUBTOTAL-400 PURCHASED SERVICES							
419	OTHER PROF. & TECH.	6,388.67	.00	.00	.00	6,388.67	.00
	TOTAL PURCHASED SERVICES	6,388.67	.00	.00	.00	6,388.67	.00
1ST SUBTOTAL-500 SUPPLIES AND MATERIALS							
511	CLASSROOM SUPPLIES	785.56	.00	.00	.00	785.56	.00
	TOTAL SUPPLIES AND MATERIALS	785.56	.00	.00	.00	785.56	.00
	TOTAL TITLE I FY 19	229,481.25	.00	.00	136,747.08	92,734.17	59.59
FUND/SCC-5879087 PRE-K SPEC ED GRANT FY20							
1ST SUBTOTAL-100 PERSONAL SERVICES							
141	REGULAR	15,756.39	1,302.84	.00	8,468.50	7,287.89	53.75
	TOTAL PERSONAL SERVICES	15,756.39	1,302.84	.00	8,468.50	7,287.89	53.75
1ST SUBTOTAL-200 EMPLOYEE RETIREMNT & INS.							
213	SOCIAL SECURITY	.00	-14.10	.00	-14.10	14.10	.00
221	SERS-EMPLOYER'S SHA	3,000.00	.00	.00	453.26	2,546.74	15.11

SELECTION CRITERIA: ALL
ACCOUNTING PERIOD: 9/20

SORTED BY: FUND/SCC,1ST SUBTOTAL,ACCOUNT
TOTALED ON: FUND/SCC,1ST SUBTOTAL
PAGE BREAKS ON:

FUND/SCC-5879087 PRE-K SPEC ED GRANT FY20
1ST SUBTOTAL-200 EMPLOYEE RETIREMNT & INS.

ACCOUNT	- - - - - TITLE - - - - -	BUDGET	PERIOD EXPENDITURES	ENCUMBRANCES OUTSTANDING	YEAR TO DATE EXP	AVAILABLE BALANCE	YTD/ BUD
223	SOCIAL SECURITY	.00	14.10	.00	48.96	-48.96	.00
242	LIFE INSURANCE	.00	.00	.00	-3.70	3.70	.00
251	MEDICAL/HOSPITALIZA	.00	.00	.00	2,293.69	-2,293.69	.00
252	LIFE INSURANCE	.00	.00	.00	16.62	-16.62	.00
253	DENTAL INSURANCE	.00	.00	.00	194.58	-194.58	.00
262	WORKERS COMP NON-CE	.00	.00	.00	10.69	-10.69	.00
	TOTAL EMPLOYEE RETIREMNT & IN	3,000.00	.00	.00	3,000.00	.00	100.00
	TOTAL PRE-K SPEC ED GRANT FY2	18,756.39	1,302.84	.00	11,468.50	7,287.89	61.14
FUND/SCC-5879987 PRE K SPECIAL EDUCATION G							
1ST SUBTOTAL-100 PERSONAL SERVICES							
141	REGULAR	270.97	.00	.00	.00	270.97	.00
	TOTAL PERSONAL SERVICES	270.97	.00	.00	.00	270.97	.00
1ST SUBTOTAL-200 EMPLOYEE RETIREMNT & INS.							
221	SERS-EMPLOYER'S SHA	-270.97	.00	.00	.00	-270.97	.00
	TOTAL EMPLOYEE RETIREMNT & IN	-270.97	.00	.00	.00	-270.97	.00
	TOTAL PRE K SPECIAL EDUCATION	.00	.00	.00	.00	.00	.00
FUND/SCC-5909090 TITLE IIA TEACH QUAL FY20							
1ST SUBTOTAL-400 PURCHASED SERVICES							
419	OTHER PROF. & TECH.	122,650.79	5,291.63	.00	5,291.63	117,359.16	4.31
432	CERTIFIED MEETING E	62,678.30	2,150.23	744.00	70,793.85	-8,859.55	114.13
	TOTAL PURCHASED SERVICES	185,329.09	7,441.86	744.00	76,085.48	108,499.61	41.46
	TOTAL TITLE IIA TEACH QUAL FY	185,329.09	7,441.86	744.00	76,085.48	108,499.61	41.46
FUND/SCC-5909990 TITLE IIA TEACHER QUALITY							
1ST SUBTOTAL-400 PURCHASED SERVICES							
432	CERTIFIED MEETING E	38,832.57	.00	.00	-4,947.50	43,780.07	-12.74
	TOTAL PURCHASED SERVICES	38,832.57	.00	.00	-4,947.50	43,780.07	-12.74
	TOTAL TITLE IIA TEACHER QUALI	38,832.57	.00	.00	-4,947.50	43,780.07	-12.74
FUND/SCC-5999099 TITLE IV FY20							
1ST SUBTOTAL-400 PURCHASED SERVICES							
419	OTHER PROF. & TECH.	48,751.72	.00	.00	1,495.00	47,256.72	3.07
	TOTAL PURCHASED SERVICES	48,751.72	.00	.00	1,495.00	47,256.72	3.07
1ST SUBTOTAL-500 SUPPLIES AND MATERIALS							
516	SOFTWARE MATERIALS	4,476.41	.00	.00	.00	4,476.41	.00
	TOTAL SUPPLIES AND MATERIALS	4,476.41	.00	.00	.00	4,476.41	.00
	TOTAL TITLE IV FY20	53,228.13	.00	.00	1,495.00	51,733.13	2.81

SELECTION CRITERIA: ALL
ACCOUNTING PERIOD: 9/20

SORTED BY: FUND/SCC,1ST SUBTOTAL,ACCOUNT
TOTALED ON: FUND/SCC,1ST SUBTOTAL
PAGE BREAKS ON:

FUND/SCC-5999099 TITLE IV FY20
1ST SUBTOTAL-500 SUPPLIES AND MATERIALS

ACCOUNT	- - - - - TITLE - - - - -	BUDGET	PERIOD EXPENDITURES	ENCUMBRANCES OUTSTANDING	YEAR TO DATE EXP	AVAILABLE BALANCE	YTD/ BUD
FUND/SCC-5999999 TITLE IV FY 19							
1ST SUBTOTAL-400 PURCHASED SERVICES							
419	OTHER PROF. & TECH.	51,703.14	.00	.00	.00	51,703.14	.00
432	CERTIFIED MEETING E	2,270.98	.00	.00	11,939.85	-9,668.87	525.76
TOTAL PURCHASED SERVICES		53,974.12	.00	.00	11,939.85	42,034.27	22.12
1ST SUBTOTAL-500 SUPPLIES AND MATERIALS							
511	CLASSROOM SUPPLIES	1,850.00	.00	.00	.00	1,850.00	.00
TOTAL SUPPLIES AND MATERIALS		1,850.00	.00	.00	.00	1,850.00	.00
TOTAL TITLE IV FY 19		55,824.12	.00	.00	11,939.85	43,884.27	21.39
TOTAL REPORT		126,324,371.66	11,526,087.22	26,280,323.39	104,748,800.05	-4,704,751.78	103.72

9. SUMMARY CHECK REGISTER – ALL CHECKS

SELECTION CRITERIA: chkstat.rundate between '20200301 00:00:00.000' and '20200331 00:00:00.000'

DISTRIBUTION FUND: 0010000

CHECK NUMBER	ISSUE DATE	VENDOR	STATUS	TOTAL	DESCRIPTION
159206	03/12/2020	OREN MEYERS PHD LLC	R	370.00	ACCOUNTS PAYABLE CHECK
159207	03/12/2020	FLUENCY MATTERS	R	449.00	ACCOUNTS PAYABLE CHECK
159208	03/12/2020	BROOKSANDRA HARVILLE	R	69.05	ACCOUNTS PAYABLE CHECK
159209	03/12/2020	DEBRA INGRAM	R	1805.34	ACCOUNTS PAYABLE CHECK
159210	03/12/2020	SENDERS PEDIATRICS	R	150.00	ACCOUNTS PAYABLE CHECK
159211	03/12/2020	ASHLEY L. TAYLOR	R	1903.08	ACCOUNTS PAYABLE CHECK
159212	03/12/2020	NICCOLE YOUNG	R	1580.24	ACCOUNTS PAYABLE CHECK
159213	03/11/2020	ILLUMINATING CO.	R	35950.48	ACCOUNTS PAYABLE CHECK
159214	03/11/2020	WILL KNIGHT	R	525.00	ACCOUNTS PAYABLE CHECK
159215	03/13/2020	ACADEMY MUSIC	R	1287.20	ACCOUNTS PAYABLE CHECK
159216	03/13/2020	ARES SPORTSWEAR	R	2836.05	ACCOUNTS PAYABLE CHECK
159217	03/13/2020	BRINDZA MCINTYRE & SEED LLP	R	2705.10	ACCOUNTS PAYABLE CHECK
159218	03/13/2020	******	R	25000.00	ACCOUNTS PAYABLE CHECK
159219	03/13/2020	CDW	R	109.48	ACCOUNTS PAYABLE CHECK
159220	03/13/2020	LUIS CLEBSCH	R	800.00	ACCOUNTS PAYABLE CHECK
159221	03/13/2020	CLEVELAND TIME CLOCK AND SVC CO	R	184.00	ACCOUNTS PAYABLE CHECK
159222	03/13/2020	CONNECT	R	1485.00	ACCOUNTS PAYABLE CHECK
159223	03/13/2020	DCT TELECOM GROUP LLC	R	1779.00	ACCOUNTS PAYABLE CHECK
159224	03/13/2020	EASE AT WORK	R	600.00	ACCOUNTS PAYABLE CHECK
159225	03/13/2020	EDUCATION ALTERNATIVES	R	3895.00	ACCOUNTS PAYABLE CHECK
159226	03/13/2020	EDUCATIONAL SERVICE CENTER OF NE OH	R	63489.96	ACCOUNTS PAYABLE CHECK
159227	03/13/2020	EQUIUS GROUP LLC	R	24565.00	ACCOUNTS PAYABLE CHECK
159228	03/13/2020	FUZION SPORTS LLC	R	3168.00	ACCOUNTS PAYABLE CHECK
159229	03/13/2020	SHARON GALIN	R	1491.31	ACCOUNTS PAYABLE CHECK
159230	03/13/2020	GROUND PENETRATING RADAR SYSTEM LLC	R	7800.00	ACCOUNTS PAYABLE CHECK
159231	03/13/2020	HAWKEN SCHOOL	R	400.00	ACCOUNTS PAYABLE CHECK
159232	03/13/2020	HIGH SCHOOL AD NETWORK LLC	R	92.00	ACCOUNTS PAYABLE CHECK
159233	03/13/2020	IMPRESSIONS-A PRINT SHOP	R	320.00	ACCOUNTS PAYABLE CHECK
159234	03/13/2020	INDEPENDENCE BUSINESS SUPPLY	R	767.69	ACCOUNTS PAYABLE CHECK
159235	03/13/2020	J.W. PEPPER & SON INC.	R	174.95	ACCOUNTS PAYABLE CHECK
159236	03/13/2020	K12 SCHOOL CONSULTANTS LLC	R	74.00	ACCOUNTS PAYABLE CHECK
159237	03/13/2020	KEELER & ASSOCIATES	R	874.00	ACCOUNTS PAYABLE CHECK
159238	03/13/2020	KIDSLINK SCHOOL LLC	R	6541.67	ACCOUNTS PAYABLE CHECK
159239	03/13/2020	LARESE PURNELL	R	600.00	ACCOUNTS PAYABLE CHECK
159240	03/13/2020	MT LIBRARY SERVICES INC.	R	203.10	ACCOUNTS PAYABLE CHECK
159241	03/13/2020	NAQT	R	695.00	ACCOUNTS PAYABLE CHECK
159242	03/13/2020	NORTHWEST EVALUATION ASSOC.	R	3110.60	ACCOUNTS PAYABLE CHECK
159243	03/13/2020	OH BUR OF CRIM ID INVESTIGATION	R	1748.25	ACCOUNTS PAYABLE CHECK
159244	03/13/2020	OHIO DEPT OF JOB & FAMILY	R	906.22	ACCOUNTS PAYABLE CHECK
159245	03/13/2020	OHSAA ASSOCIATION	R	130.00	ACCOUNTS PAYABLE CHECK
159246	03/13/2020	PARTY411 EVENTS	R	9500.00	ACCOUNTS PAYABLE CHECK
159247	03/13/2020	STEWART PHARIS	R	480.00	ACCOUNTS PAYABLE CHECK
159248	03/13/2020	JENNIFER PROE	R	2407.50	ACCOUNTS PAYABLE CHECK
159249	03/13/2020	RACHEL WIXEY & ASSOCIATES	R	16096.60	ACCOUNTS PAYABLE CHECK
159250	03/13/2020	SOUTHWEST STRINGS	R	323.28	ACCOUNTS PAYABLE CHECK
159251	03/13/2020	MARK STROK	R	216.00	ACCOUNTS PAYABLE CHECK
159252	03/13/2020	TEXTBOOK WAREHOUSE LLC	R	176.40	ACCOUNTS PAYABLE CHECK
159253	03/13/2020	TIERNEY BROTHERS INC	R	4741.92	ACCOUNTS PAYABLE CHECK
159254	03/13/2020	VAN AUKEN AKINS ARCHITECTS LLC	R	10134.65	ACCOUNTS PAYABLE CHECK
159255	03/13/2020	WHARTENBY, AUDREY	R	800.00	ACCOUNTS PAYABLE CHECK
159256	03/13/2020	WORLD RUGBY SHOP	R	113.39	ACCOUNTS PAYABLE CHECK
159257	03/13/2020	LAUREN BABCOCK	R	52.20	ACCOUNTS PAYABLE CHECK
159258	03/13/2020	RYAN BEAUMONT	R	36.00	ACCOUNTS PAYABLE CHECK

SELECTION CRITERIA: chkstat.rundate between '20200301 00:00:00.000' and '20200331 00:00:00.000'

	159259	03/13/2020	BRITTANY E. BILLUPS	R	197.01	ACCOUNTS PAYABLE CHECK
	159260	03/13/2020	SCOTT BOWLING	R	13.37	ACCOUNTS PAYABLE CHECK
	159261	03/13/2020	KRISTIN F. CLARK	R	309.24	ACCOUNTS PAYABLE CHECK
	159262	03/13/2020	CAROL DAWKINS	R	40.00	ACCOUNTS PAYABLE CHECK
	159263	03/13/2020	MARY ANN DURKALSKI	R	309.80	ACCOUNTS PAYABLE CHECK
	159264	03/13/2020	KATHLEEN P FLEMING	R	19.04	ACCOUNTS PAYABLE CHECK
	159265	03/13/2020	FOLIO COLLABORATIVE INC	R	4692.63	ACCOUNTS PAYABLE CHECK
	159266	03/13/2020	PATTY GEHRING	R	50.00	ACCOUNTS PAYABLE CHECK
	159267	03/13/2020	ANDREW O GLASIER	R	43.31	ACCOUNTS PAYABLE CHECK
	159268	03/13/2020	EDDIE J. HARRIS	R	40.00	ACCOUNTS PAYABLE CHECK
	159269	03/13/2020	JAMES R HOLESOVSKY	R	122.20	ACCOUNTS PAYABLE CHECK
	159270	03/13/2020	KEAF HOLLIDAY	R	537.82	ACCOUNTS PAYABLE CHECK
	159271	03/13/2020	ILLUMINATING CO.	R	5887.73	ACCOUNTS PAYABLE CHECK
	159272	03/13/2020	MATTHEW P. KLODOR	R	64.25	ACCOUNTS PAYABLE CHECK
	159273	03/13/2020	RENEE L. MAENNER	R	10.08	ACCOUNTS PAYABLE CHECK
	159274	03/13/2020	RENEE M.L. MANUEL	R	48.00	ACCOUNTS PAYABLE CHECK
	159275	03/13/2020	JOHN M. MOORE	R	116.00	ACCOUNTS PAYABLE CHECK
	159276	03/13/2020	MYRIAM T. NEIL	R	9.38	ACCOUNTS PAYABLE CHECK
	159277	03/13/2020	JENNA PELTZ	R	147.31	ACCOUNTS PAYABLE CHECK
	159278	03/13/2020	SUSAN F RAINIER	R	60.54	ACCOUNTS PAYABLE CHECK
	159279	03/13/2020	JOCELYN L. ROACH	R	6.24	ACCOUNTS PAYABLE CHECK
	159280	03/13/2020	ERIC ROSS	R	40.00	ACCOUNTS PAYABLE CHECK
	159281	03/13/2020	EMILY A. RUCKER	R	425.34	ACCOUNTS PAYABLE CHECK
	159282	03/13/2020	SCOTT J. SUMERAK	R	27.98	ACCOUNTS PAYABLE CHECK
	159283	03/13/2020	KARLEE A. SWEIGERT	R	48.22	ACCOUNTS PAYABLE CHECK
	159284	03/13/2020	TRON COMPTON-ENGLE	R	105.96	ACCOUNTS PAYABLE CHECK
	159285	03/13/2020	MARLA WALKER	R	254.68	ACCOUNTS PAYABLE CHECK
	159286	03/16/2020	ABC PIPING CO	R	152233.00	ACCOUNTS PAYABLE CHECK
	159287	03/16/2020	APPLE INC	R	3870.00	ACCOUNTS PAYABLE CHECK
	159288	03/16/2020	BSN SPORTS-LLC	R	226.80	ACCOUNTS PAYABLE CHECK
	159289	03/16/2020	CLEVELAND HTS COMMUNITY CENTER	R	1200.00	ACCOUNTS PAYABLE CHECK
	159290	03/16/2020	J.W. PEPPER & SON INC.	R	155.99	ACCOUNTS PAYABLE CHECK
	159291	03/16/2020	LAKEFRONT LINES	R	1575.00	ACCOUNTS PAYABLE CHECK
	159292	03/16/2020	NEDAB	R	1553.00	ACCOUNTS PAYABLE CHECK
	159293	03/16/2020	RACHEL WIXEY & ASSOCIATES	R	15539.41	ACCOUNTS PAYABLE CHECK
	159294	03/16/2020	REPUBLIC SERVICES #224	R	125.00	ACCOUNTS PAYABLE CHECK
	159295	03/16/2020	TFD SUPPLIES	R	165.00	ACCOUNTS PAYABLE CHECK
	159296	03/16/2020	WAKE UP CALL MEDIA	R	625.00	ACCOUNTS PAYABLE CHECK
	159297	03/16/2020	DAZIANNA COLEMAN	R	477.24	ACCOUNTS PAYABLE CHECK
	159298	03/16/2020	ANDRIY MAGURA	R	1998.78	ACCOUNTS PAYABLE CHECK
	159299	03/16/2020	SENDERO THERAPIES INC.	R	3220.00	ACCOUNTS PAYABLE CHECK
	159300	03/23/2020	BAKER VEHICLE SYSTEM	R	10.00	ACCOUNTS PAYABLE CHECK
*	159300	03/23/2020	BAKER VEHICLE SYSTEM	V	-10.00	VOID MANUAL CHECK
	159301	03/23/2020	CDW	V	-10.00	VOID MANUAL CHECK
*	159301	03/23/2020	CDW	R	10.00	ACCOUNTS PAYABLE CHECK
	159302	03/23/2020	COMFORT SYSTEMS USA (OHIO) INC	V	-5.00	VOID MANUAL CHECK
*	159302	03/23/2020	COMFORT SYSTEMS USA (OHIO) INC	R	5.00	ACCOUNTS PAYABLE CHECK
	159303	03/23/2020	NICHOLS PAPER & SUPPLY CO.	V	-15.00	VOID MANUAL CHECK
*	159303	03/23/2020	NICHOLS PAPER & SUPPLY CO.	R	15.00	ACCOUNTS PAYABLE CHECK
	159304	03/23/2020	DICK BLICK ART MATERIALS	R	5.00	ACCOUNTS PAYABLE CHECK
*	159304	03/23/2020	DICK BLICK ART MATERIALS	V	-5.00	VOID MANUAL CHECK
	159305	03/23/2020	O.P. AQUATICS	V	-20.00	VOID MANUAL CHECK
*	159305	03/23/2020	O.P. AQUATICS	R	20.00	ACCOUNTS PAYABLE CHECK
	159306	03/23/2020	FOLLETT LIBRARY RESOURCES	R	10.00	ACCOUNTS PAYABLE CHECK
*	159306	03/23/2020	FOLLETT LIBRARY RESOURCES	V	-10.00	VOID MANUAL CHECK
	159307	03/23/2020	INDEPENDENCE BUSINESS SUPPLY	V	-15.00	VOID MANUAL CHECK
*	159307	03/23/2020	INDEPENDENCE BUSINESS SUPPLY	R	15.00	ACCOUNTS PAYABLE CHECK

SELECTION CRITERIA: chkstat.rundate between '20200301 00:00:00.000' and '20200331 00:00:00.000'

	159308	03/23/2020	MERITECH	R	10.00	ACCOUNTS PAYABLE CHECK
*	159308	03/23/2020	MERITECH	V	-10.00	VOID MANUAL CHECK
	159309	03/23/2020	OREN MEYERS PHD LLC	R	465.00	ACCOUNTS PAYABLE CHECK
	159310	03/23/2020	KATHERINE R. EAGLETON	R	296.00	ACCOUNTS PAYABLE CHECK
	159311	03/23/2020	ASHLEY A ROCHE	R	29.99	ACCOUNTS PAYABLE CHECK
	159312	03/23/2020	AIG RETIREMENT	R	18255.05	ACCOUNTS PAYABLE CHECK
	159313	03/23/2020	AXA EQUITABLE	R	6863.93	ACCOUNTS PAYABLE CHECK
	159314	03/23/2020	MARIO M. CLOPTON-ZYMLER	R	1547.00	ACCOUNTS PAYABLE CHECK
	159315	03/23/2020	ANNA JO J. GOSSES	R	480.00	ACCOUNTS PAYABLE CHECK
	159316	03/23/2020	PACIFIC LIFE	R	41271.52	ACCOUNTS PAYABLE CHECK
*	159318	03/31/2020	ANTHEM LIFE INSURANCE COMPANY	R	5423.10	ACCOUNTS PAYABLE CHECK
	159319	03/31/2020	ANTHEM OPTIONAL LIFE INSURANCE	R	3666.96	ACCOUNTS PAYABLE CHECK
	159320	03/31/2020	LEGAL SHIELD	R	1092.35	ACCOUNTS PAYABLE CHECK
*	159359	03/23/2020	ALCO-CHEM INC	R	2839.50	ACCOUNTS PAYABLE CHECK
	159360	03/23/2020	ATHLETIC LAUNDRY CO.	R	1019.30	ACCOUNTS PAYABLE CHECK
	159361	03/23/2020	BAKER VEHICLE SYSTEM	R	3390.97	ACCOUNTS PAYABLE CHECK
	159362	03/23/2020	CANVAS SPECIALTY MFG. CO.	R	708.00	ACCOUNTS PAYABLE CHECK
	159363	03/23/2020	CASTLE GLASS INC	R	160.00	ACCOUNTS PAYABLE CHECK
	159364	03/23/2020	CINTAS	R	1078.80	ACCOUNTS PAYABLE CHECK
	159365	03/23/2020	CITY OF SHAKER HEIGHTS	R	22.45	ACCOUNTS PAYABLE CHECK
	159366	03/23/2020	NICHOLS PAPER & SUPPLY CO.	V	0.00	VOID: MULTI STUB CHECK
	159367	03/23/2020	NICHOLS PAPER & SUPPLY CO.	V	0.00	VOID: MULTI STUB CHECK
	159368	03/23/2020	NICHOLS PAPER & SUPPLY CO.	R	20657.97	ACCOUNTS PAYABLE CHECK
	159369	03/23/2020	NICHOLS PAPER & SUPPLY CO.	R	550.00	ACCOUNTS PAYABLE CHECK
	159370	03/23/2020	NICHOLS PAPER & SUPPLY CO.	R	990.00	ACCOUNTS PAYABLE CHECK
	159371	03/23/2020	DISTILLATA CO.	R	264.50	ACCOUNTS PAYABLE CHECK
	159372	03/23/2020	EA GROUP	R	3576.00	ACCOUNTS PAYABLE CHECK
	159373	03/23/2020	EDUCATIONAL SERVICE CENTER OF NE OH	R	137322.16	ACCOUNTS PAYABLE CHECK
	159374	03/23/2020	FASTENAL	R	126.68	ACCOUNTS PAYABLE CHECK
	159375	03/23/2020	FIELD HOUSE	R	1600.00	ACCOUNTS PAYABLE CHECK
	159376	03/23/2020	O.P. AQUATICS	R	1200.00	ACCOUNTS PAYABLE CHECK
	159377	03/23/2020	FOLLETT LIBRARY RESOURCES	R	2249.61	ACCOUNTS PAYABLE CHECK
	159378	03/23/2020	FOREST CITY TREE PROTECTION CO INC.	R	2850.00	ACCOUNTS PAYABLE CHECK
	159379	03/23/2020	GARDINER SERVICE COMPANY	R	1581.50	ACCOUNTS PAYABLE CHECK
	159380	03/23/2020	GENERAL INDUSTRIAL	R	6100.00	ACCOUNTS PAYABLE CHECK
	159381	03/23/2020	GUARANTEED ROOFING AND SHEET MTL CO	R	336.00	ACCOUNTS PAYABLE CHECK
	159382	03/23/2020	H-I TRANSLATING & INTERPRETING	R	202.70	ACCOUNTS PAYABLE CHECK
	159383	03/23/2020	HIDDEN VALLEY ELECTRIC INC	R	447.00	ACCOUNTS PAYABLE CHECK
	159384	03/23/2020	HOME DEPOT PRO INSTITUTIONAL	R	5895.60	ACCOUNTS PAYABLE CHECK
	159385	03/23/2020	INDEPENDENCE BUSINESS SUPPLY	R	5110.18	ACCOUNTS PAYABLE CHECK
	159386	03/23/2020	JC EHRLICH	R	1501.20	ACCOUNTS PAYABLE CHECK
	159387	03/23/2020	MARS ELECTRIC	R	1720.99	ACCOUNTS PAYABLE CHECK
	159388	03/23/2020	MERITECH	R	981.76	ACCOUNTS PAYABLE CHECK
	159389	03/23/2020	MIDLAND HARDWARE	R	144.53	ACCOUNTS PAYABLE CHECK
	159390	03/23/2020	MWW1	R	399.56	ACCOUNTS PAYABLE CHECK
	159391	03/23/2020	NEPTUNE PLUMBING & HEATING CO.	R	2953.00	ACCOUNTS PAYABLE CHECK
	159392	03/23/2020	NEWPORT CHEMICAL & EQUIPMENT	R	4607.67	ACCOUNTS PAYABLE CHECK
	159393	03/23/2020	NORTHERN OHIO EQUIPMENT SERVICES	R	642.53	ACCOUNTS PAYABLE CHECK
	159394	03/23/2020	OPENONLINE	R	34.50	ACCOUNTS PAYABLE CHECK
	159395	03/23/2020	PPC LUBRICANTS	R	4420.40	ACCOUNTS PAYABLE CHECK
	159396	03/23/2020	PRECISION ENVIRONMENTAL CO.	R	10000.00	ACCOUNTS PAYABLE CHECK
	159397	03/23/2020	RE-EDUCATION SERVICES INC.	R	3213.00	ACCOUNTS PAYABLE CHECK
	159398	03/23/2020	SENDERO THERAPIES INC.	R	4415.60	ACCOUNTS PAYABLE CHECK
	159399	03/23/2020	SHERWIN WILLIAMS	R	49.89	ACCOUNTS PAYABLE CHECK
	159400	03/23/2020	SHIFFLER EQUIPMENT SALES	R	26.10	ACCOUNTS PAYABLE CHECK
	159401	03/23/2020	SURFACE ENGINEERING	R	9520.00	ACCOUNTS PAYABLE CHECK
	159402	03/23/2020	THE FLOOR SHOW	R	291.56	ACCOUNTS PAYABLE CHECK

SELECTION CRITERIA: chkstat.rundate between '20200301 00:00:00.000' and '20200331 00:00:00.000'

	159403	03/23/2020	WEST HEALTH ADVOCATE SOLUTIONS INC	R	920.40	ACCOUNTS PAYABLE CHECK
	159404	03/23/2020	WOODHILL SUPPLY	R	1520.59	ACCOUNTS PAYABLE CHECK
	159405	03/31/2020	ELISABETH C BATES	R	6.24	ACCOUNTS PAYABLE CHECK
	159406	03/31/2020	KATELYN A DIEMAND-YAUMAN	R	170.04	ACCOUNTS PAYABLE CHECK
	159407	03/31/2020	DOMINION EAST OHIO	R	17051.37	ACCOUNTS PAYABLE CHECK
	159408	03/31/2020	DENISE M. GOBLE	R	234.00	ACCOUNTS PAYABLE CHECK
	159409	03/31/2020	ANNA JO J. GOSSES	R	191.80	ACCOUNTS PAYABLE CHECK
	159410	03/31/2020	JOSEPH M HERNAN	R	34.80	ACCOUNTS PAYABLE CHECK
	159411	03/31/2020	SHARITA R HILL	R	128.60	ACCOUNTS PAYABLE CHECK
	159412	03/31/2020	YVONNE L HORSTMAN	R	72.80	ACCOUNTS PAYABLE CHECK
	159413	03/31/2020	RENEE L. MAENNER	R	123.00	ACCOUNTS PAYABLE CHECK
	159414	03/31/2020	MARIE N. MARSCHALL	R	231.80	ACCOUNTS PAYABLE CHECK
	159415	03/31/2020	MCKEON EDUCATION GROUP	R	1437.50	ACCOUNTS PAYABLE CHECK
	159416	03/31/2020	JOHN M. MOORE	R	179.48	ACCOUNTS PAYABLE CHECK
	159417	03/31/2020	ADAM G. MORTUS	R	34.80	ACCOUNTS PAYABLE CHECK
	159418	03/31/2020	JOHN E O'VERKO	R	149.08	ACCOUNTS PAYABLE CHECK
	159419	03/31/2020	KIMBERLY A OWENS	R	146.00	ACCOUNTS PAYABLE CHECK
	159420	03/31/2020	JULIET A PERRY	R	254.16	ACCOUNTS PAYABLE CHECK
	159421	03/31/2020	PSI	R	1705.16	ACCOUNTS PAYABLE CHECK
	159422	03/31/2020	SCHOOL NURSE SUPPLY INC.	R	37.15	ACCOUNTS PAYABLE CHECK
	159423	03/31/2020	TARA F STRACHAN	R	75.00	ACCOUNTS PAYABLE CHECK
	159424	03/31/2020	AIG RETIREMENT	R	44540.19	ACCOUNTS PAYABLE CHECK
*	159454	03/04/2020	VANTAGE FINANCIAL GROUP	V	-1175.00	VOID MANUAL CHECK
	159455	03/31/2020	CITY OF CLEVELAND WATER	R	2645.00	ACCOUNTS PAYABLE CHECK
	159456	03/31/2020	SHAPERO & GREEN LLC	R	7643.08	ACCOUNTS PAYABLE CHECK
	159457	03/31/2020	SHAKER SCHOOLS FOUNDATION	R	2000.00	ACCOUNTS PAYABLE CHECK
*	159503	03/04/2020	VANTAGE FINANCIAL GROUP	V	-1175.00	VOID MANUAL CHECK
*	159550	03/01/2020	AFSCME PEOPLE	R	30.84	ACCOUNTS PAYABLE CHECK
	159551	03/01/2020	AIG RETIREMENT	R	1400.00	ACCOUNTS PAYABLE CHECK
	159552	03/01/2020	AMERICAN FAMILY LIFE INS, ASSN CO.	R	884.52	ACCOUNTS PAYABLE CHECK
	159553	03/01/2020	ANTHEM OPTIONAL LIFE INSURANCE	R	288.11	ACCOUNTS PAYABLE CHECK
	159554	03/01/2020	ASPIRE FINANCIAL SERVICES	R	1732.65	ACCOUNTS PAYABLE CHECK
	159555	03/01/2020	AXA EQUITABLE	R	7090.00	ACCOUNTS PAYABLE CHECK
	159556	03/01/2020	AXA EQUITABLE	R	5194.50	ACCOUNTS PAYABLE CHECK
	159557	03/01/2020	BEDFORD MUNICIPAL COURT	R	127.86	ACCOUNTS PAYABLE CHECK
	159558	03/01/2020	CUYAHOGA CNTY COMMON PLEAS	R	100.00	ACCOUNTS PAYABLE CHECK
	159559	03/01/2020	EDUCATIONAL CREDIT MANAGEMENT GROUP	R	131.24	ACCOUNTS PAYABLE CHECK
	159560	03/01/2020	EUCLID MUNICIPAL COURT	R	557.52	ACCOUNTS PAYABLE CHECK
	159561	03/01/2020	PENSERV PLAN SERVICES INC	R	287.50	ACCOUNTS PAYABLE CHECK
	159562	03/01/2020	GALIC DISBURSING CO.	R	2511.07	ACCOUNTS PAYABLE CHECK
	159563	03/01/2020	IRS LEVY	R	2016.53	ACCOUNTS PAYABLE CHECK
	159564	03/01/2020	METLIFE GROUP	R	3491.40	ACCOUNTS PAYABLE CHECK
	159565	03/01/2020	MIDWEST ANNUITY	R	2664.00	ACCOUNTS PAYABLE CHECK
	159566	03/01/2020	NATIONAL LIFE GROUP	R	1267.82	ACCOUNTS PAYABLE CHECK
	159567	03/01/2020	O.A.P.S.E. LOCAL 149	R	1036.77	ACCOUNTS PAYABLE CHECK
	159568	03/01/2020	O.A.P.S.E. LOCAL 152	R	378.78	ACCOUNTS PAYABLE CHECK
	159569	03/01/2020	O.A.P.S.E. LOCAL 153	R	1829.47	ACCOUNTS PAYABLE CHECK
	159570	03/01/2020	OHIO CHILD SUPPORT CENTRAL	R	1929.39	ACCOUNTS PAYABLE CHECK
	159571	03/01/2020	PACIFIC LIFE	R	2175.00	ACCOUNTS PAYABLE CHECK
	159572	03/01/2020	RF DISBURSEMENTS	R	617.50	ACCOUNTS PAYABLE CHECK
	159573	03/01/2020	SHAKER HTS MUNICIPAL COURT	R	976.79	ACCOUNTS PAYABLE CHECK
	159574	03/01/2020	SHAKER SCHOOLS FOUNDATION	R	224.00	ACCOUNTS PAYABLE CHECK
	159575	03/01/2020	STANDING CHAPTER 13 TRUSTEE	R	1237.63	ACCOUNTS PAYABLE CHECK
	159576	03/01/2020	US DEPT OF EDUCATION	R	353.84	ACCOUNTS PAYABLE CHECK
	159577	03/01/2020	VANTAGE FINANCIAL GROUP	R	1175.00	ACCOUNTS PAYABLE CHECK
	159578	03/04/2020	SECURITY BENEFITS	R	2350.00	ACCOUNTS PAYABLE CHECK
*	159582	03/16/2020	AFSCME PEOPLE	R	30.84	ACCOUNTS PAYABLE CHECK

SELECTION CRITERIA: chkstat.rundate between '20200301 00:00:00.000' and '20200331 00:00:00.000'

159583	03/16/2020	AIG RETIREMENT	R	1300.00	ACCOUNTS PAYABLE CHECK
159584	03/16/2020	AMERICAN FAMILY LIFE INS, ASSN CO.	R	884.52	ACCOUNTS PAYABLE CHECK
159585	03/16/2020	ASPIRE FINANCIAL SERVICES	R	1982.65	ACCOUNTS PAYABLE CHECK
159586	03/16/2020	AXA EQUITABLE	R	7110.00	ACCOUNTS PAYABLE CHECK
159587	03/16/2020	AXA EQUITABLE	R	5419.50	ACCOUNTS PAYABLE CHECK
159588	03/16/2020	BEDFORD MUNICIPAL COURT	R	154.89	ACCOUNTS PAYABLE CHECK
159589	03/16/2020	CUYAHOGA CNTY COMMON PLEAS	R	100.00	ACCOUNTS PAYABLE CHECK
159590	03/16/2020	EDUCATIONAL CREDIT MANAGEMENT GROUP	R	131.24	ACCOUNTS PAYABLE CHECK
159591	03/16/2020	EUCLID MUNICIPAL COURT	R	276.96	ACCOUNTS PAYABLE CHECK
159592	03/16/2020	PENSERV PLAN SERVICES INC	R	287.50	ACCOUNTS PAYABLE CHECK
159593	03/16/2020	GALIC DISBURSING CO.	R	2311.07	ACCOUNTS PAYABLE CHECK
159594	03/16/2020	IRS LEVY	R	269.34	ACCOUNTS PAYABLE CHECK
159595	03/16/2020	METLIFE GROUP	R	3491.40	ACCOUNTS PAYABLE CHECK
159596	03/16/2020	MIDWEST ANNUITY	R	2664.00	ACCOUNTS PAYABLE CHECK
159597	03/16/2020	NATIONAL LIFE GROUP	R	1267.82	ACCOUNTS PAYABLE CHECK
159598	03/16/2020	O.A.P.S.E. LOCAL 149	R	1036.77	ACCOUNTS PAYABLE CHECK
159599	03/16/2020	O.A.P.S.E. LOCAL 152	R	378.78	ACCOUNTS PAYABLE CHECK
159600	03/16/2020	O.A.P.S.E. LOCAL 153	R	1808.49	ACCOUNTS PAYABLE CHECK
159601	03/16/2020	OHIO CHILD SUPPORT CENTRAL	R	1774.67	ACCOUNTS PAYABLE CHECK
159602	03/16/2020	PACIFIC LIFE	R	2175.00	ACCOUNTS PAYABLE CHECK
159603	03/16/2020	RF DISBURSEMENTS	R	617.50	ACCOUNTS PAYABLE CHECK
159604	03/16/2020	SHAKER HTS MUNICIPAL COURT	R	981.79	ACCOUNTS PAYABLE CHECK
159605	03/16/2020	SHAKER SCHOOLS FOUNDATION	R	224.00	ACCOUNTS PAYABLE CHECK
159606	03/16/2020	STANDING CHAPTER 13 TRUSTEE	R	1237.63	ACCOUNTS PAYABLE CHECK
159607	03/16/2020	US DEPT OF EDUCATION	R	353.84	ACCOUNTS PAYABLE CHECK
159608	03/16/2020	SECURITY BENEFITS	R	1175.00	ACCOUNTS PAYABLE CHECK
159609	03/31/2020	21ST CENTURY ALARM/DATA	R	1385.00	ACCOUNTS PAYABLE CHECK
159610	03/31/2020	ACADEMY MUSIC	R	215.00	ACCOUNTS PAYABLE CHECK
159611	03/31/2020	ACT	R	1290.00	ACCOUNTS PAYABLE CHECK
159612	03/31/2020	ANTHONY LAMMERS II	R	457.28	ACCOUNTS PAYABLE CHECK
159613	03/31/2020	AVI FOODSYSTEMS INC	R	166605.68	ACCOUNTS PAYABLE CHECK
159614	03/31/2020	BARB GIULIVO	R	20.00	ACCOUNTS PAYABLE CHECK
159615	03/31/2020	BRIGHT WHITE PAPER CO.	R	729.01	ACCOUNTS PAYABLE CHECK
159616	03/31/2020	CHARD SNYDER & ASSOCIATES INC	R	458.60	ACCOUNTS PAYABLE CHECK
159617	03/31/2020	CINTAS	R	619.64	ACCOUNTS PAYABLE CHECK
159618	03/31/2020	CITY OF CLEVELAND HEIGHTS	R	2000.00	ACCOUNTS PAYABLE CHECK
159619	03/31/2020	CITY OF SHAKER HEIGHTS	R	874.96	ACCOUNTS PAYABLE CHECK
159620	03/31/2020	COGNIA INC.	R	241.08	ACCOUNTS PAYABLE CHECK
159621	03/31/2020	CONTINENTAL FIRE & SECURITY	R	199.13	ACCOUNTS PAYABLE CHECK
159622	03/31/2020	CONVERGINT TECHNOLOGIES LLC	R	727.50	ACCOUNTS PAYABLE CHECK
159623	03/31/2020	TRUTH BASKETBALL TRAINING	R	1360.00	ACCOUNTS PAYABLE CHECK
159624	03/31/2020	DELL COMPUTER	R	36118.00	ACCOUNTS PAYABLE CHECK
159625	03/31/2020	EDUCATIONAL SERVICE CENTER OF NE OH	R	290.00	ACCOUNTS PAYABLE CHECK
159626	03/31/2020	EQUIUS GROUP LLC	R	8880.00	ACCOUNTS PAYABLE CHECK
159627	03/31/2020	FEDERAL EXPRESS CORP	R	23.61	ACCOUNTS PAYABLE CHECK
159628	03/31/2020	GCA	R	270.00	ACCOUNTS PAYABLE CHECK
159629	03/31/2020	GUARDIAN ALARM CO.	R	145.00	ACCOUNTS PAYABLE CHECK
159630	03/31/2020	HOGAN TRANSPORTATION	R	88232.00	ACCOUNTS PAYABLE CHECK
159631	03/31/2020	INDEPENDENCE BUSINESS SUPPLY	R	2612.50	ACCOUNTS PAYABLE CHECK
159632	03/31/2020	INTEGRATED PREC SYS ENTERPRISE INC	R	190.80	ACCOUNTS PAYABLE CHECK
159633	03/31/2020	K12 SCHOOL CONSULTANTS LLC	R	550.00	ACCOUNTS PAYABLE CHECK
159634	03/31/2020	MATH LEARNING CENTER	R	1043.25	ACCOUNTS PAYABLE CHECK
159635	03/31/2020	MIDLAND HARDWARE	R	779.75	ACCOUNTS PAYABLE CHECK
159636	03/31/2020	MORE THAN A TECH LLC	R	1000.00	ACCOUNTS PAYABLE CHECK
159637	03/31/2020	ONLINE COMPUTER LIBRARY CENTER INC	R	336.60	ACCOUNTS PAYABLE CHECK
159638	03/31/2020	PRECIOUS CARGO TRANSPOR- TATION INC	R	345.00	ACCOUNTS PAYABLE CHECK
159639	03/31/2020	PRECISION ENVIRONMENTAL CO.	R	3862.00	ACCOUNTS PAYABLE CHECK

SELECTION CRITERIA: chkstat.rundate between '20200301 00:00:00.000' and '20200331 00:00:00.000'

159640	03/31/2020	RUBE ADLER SPORTS	R	1650.00	ACCOUNTS PAYABLE CHECK
159641	03/31/2020	SAFWAY SERVICES INC	R	2062.76	ACCOUNTS PAYABLE CHECK
159642	03/31/2020	SCHOLASTIC	R	1285.38	ACCOUNTS PAYABLE CHECK
159643	03/31/2020	STEVE'S SPORTS INC.	R	5107.50	ACCOUNTS PAYABLE CHECK
159644	03/31/2020	SUBURBAN SCHOOL TRANSPORTATION	R	17025.00	ACCOUNTS PAYABLE CHECK
159645	03/31/2020	OHIO DEPT OF COMMERCE	R	352.25	ACCOUNTS PAYABLE CHECK
159646	03/31/2020	UNITY SCHOOL BUS PARTS	R	72.56	ACCOUNTS PAYABLE CHECK
159647	03/31/2020	CITY OF SHAKER HEIGHTS	R	45624.05	ACCOUNTS PAYABLE CHECK
159648	03/31/2020	ACADEMY MUSIC	R	212.00	ACCOUNTS PAYABLE CHECK
159649	03/31/2020	ALCO-CHEM INC	R	286.00	ACCOUNTS PAYABLE CHECK
159650	03/31/2020	BOILER SPECIALISTS INC	R	4881.59	ACCOUNTS PAYABLE CHECK
159651	03/31/2020	CARDINAL BUS SALES & SERVICE INC	R	818.95	ACCOUNTS PAYABLE CHECK
159652	03/31/2020	CASTLE GLASS INC	R	918.00	ACCOUNTS PAYABLE CHECK
159653	03/31/2020	CDW GOVERNMENT INC.	R	18975.80	ACCOUNTS PAYABLE CHECK
159654	03/31/2020	CERNI MOTORS	R	1225.33	ACCOUNTS PAYABLE CHECK
159655	03/31/2020	CHARD SNYDER & ASSOCIATES INC	R	917.20	ACCOUNTS PAYABLE CHECK
159656	03/31/2020	CINTAS	R	1069.10	ACCOUNTS PAYABLE CHECK
159657	03/31/2020	CLEAN HARBORS ENVIRONMENTAL SVC INC	R	6257.25	ACCOUNTS PAYABLE CHECK
159658	03/31/2020	CLEVELAND MUSIC SCHOOL SETTLEMENT	R	1443.78	ACCOUNTS PAYABLE CHECK
159659	03/31/2020	CONTINENTAL FIRE & SECURITY	R	723.75	ACCOUNTS PAYABLE CHECK
159660	03/31/2020	NICHOLS PAPER & SUPPLY CO.	R	932.80	ACCOUNTS PAYABLE CHECK
159661	03/31/2020	GOODYEAR COMMERCIAL TIRE & SER	R	972.97	ACCOUNTS PAYABLE CHECK
159662	03/31/2020	DIETRICH, LLC	R	56.00	ACCOUNTS PAYABLE CHECK
159663	03/31/2020	EA GROUP	R	4050.00	ACCOUNTS PAYABLE CHECK
159664	03/31/2020	FASTENAL	R	31.67	ACCOUNTS PAYABLE CHECK
159665	03/31/2020	FEDERAL EXPRESS CORP	R	8.24	ACCOUNTS PAYABLE CHECK
159666	03/31/2020	O.P. AQUATICS	R	1348.36	ACCOUNTS PAYABLE CHECK
159667	03/31/2020	FOREST CITY TREE PROTECTION CO INC.	R	495.00	ACCOUNTS PAYABLE CHECK
159668	03/31/2020	GARDINER SERVICE COMPANY	R	1168.50	ACCOUNTS PAYABLE CHECK
159669	03/31/2020	GOPHER SPORTS	R	547.51	ACCOUNTS PAYABLE CHECK
159670	03/31/2020	HANS FREIGHTLINER	R	168.18	ACCOUNTS PAYABLE CHECK
159671	03/31/2020	H-I TRANSLATING & INTERPRETING	R	110.00	ACCOUNTS PAYABLE CHECK
159672	03/31/2020	HIDDEN VALLEY ELECTRIC INC	R	1500.00	ACCOUNTS PAYABLE CHECK
159673	03/31/2020	HIGHLAND SPEECH SERVICES INC.	R	7800.00	ACCOUNTS PAYABLE CHECK
159674	03/31/2020	HOLDEN ARBORETUM	R	6336.00	ACCOUNTS PAYABLE CHECK
159675	03/31/2020	INDEPENDENCE BUSINESS SUPPLY	R	967.90	ACCOUNTS PAYABLE CHECK
159676	03/31/2020	INTERSTATE TOWING&TRANSPORT INC	R	325.00	ACCOUNTS PAYABLE CHECK
159677	03/31/2020	J.W. PEPPER & SON INC.	R	296.00	ACCOUNTS PAYABLE CHECK
159678	03/31/2020	JOSHEN PAPER OF CLEVELAND	R	767.00	ACCOUNTS PAYABLE CHECK
159679	03/31/2020	ASG EDUCATION SERVICES INC	R	18630.00	ACCOUNTS PAYABLE CHECK
159680	03/31/2020	LYKINS OIL CO.	R	15950.99	ACCOUNTS PAYABLE CHECK
159681	03/31/2020	MEDGROUP	R	136.00	ACCOUNTS PAYABLE CHECK
159682	03/31/2020	MEDINA COUNTY SCHOOLS' ESC	R	60.00	ACCOUNTS PAYABLE CHECK
159683	03/31/2020	MYERS EQUIPMENT CORP	R	225.22	ACCOUNTS PAYABLE CHECK
159684	03/31/2020	NAPA AUTO PARTS	R	541.48	ACCOUNTS PAYABLE CHECK
159685	03/31/2020	NORTH COAST TUTORING SERVICES	R	5005.00	ACCOUNTS PAYABLE CHECK
159686	03/31/2020	PIONEER MANUFACTURING CO.	R	605.00	ACCOUNTS PAYABLE CHECK
159687	03/31/2020	PRO ONCALL TECHNOLOGIES LLC	R	79.95	ACCOUNTS PAYABLE CHECK
159688	03/31/2020	RACHEL WIXEY & ASSOCIATES	R	30583.54	ACCOUNTS PAYABLE CHECK
159689	03/31/2020	RUSH TRUCK CENTER OF OHIO INC	R	496.39	ACCOUNTS PAYABLE CHECK
159690	03/31/2020	RUST BELT RIDERS	R	75.00	ACCOUNTS PAYABLE CHECK
159691	03/31/2020	SNAP-ON TOOLS	R	420.00	ACCOUNTS PAYABLE CHECK
159692	03/31/2020	SPARKLE WASH OF CUYAHOGA COUNTY	R	418.00	ACCOUNTS PAYABLE CHECK
159693	03/31/2020	TIERNEY BROTHERS INC	R	3103.04	ACCOUNTS PAYABLE CHECK
159694	03/31/2020	UNITED CEREBRAL PALSY OF GRTR CLEVE	R	6311.00	ACCOUNTS PAYABLE CHECK
159695	03/31/2020	KELLY R ANDERSON	R	8.80	ACCOUNTS PAYABLE CHECK
159696	03/31/2020	LAUREN BABCOCK	R	239.01	ACCOUNTS PAYABLE CHECK

SELECTION CRITERIA: chkstat.rundate between '20200301 00:00:00.000' and '20200331 00:00:00.000'

159697	03/31/2020	MARA R. BENDERSKY	R	17.60	ACCOUNTS PAYABLE CHECK
159698	03/31/2020	MALLORY A. BENDEZU	R	52.20	ACCOUNTS PAYABLE CHECK
159699	03/31/2020	MARY J BOURISSEAU	R	46.68	ACCOUNTS PAYABLE CHECK
159700	03/31/2020	KEESHA M. BRYANT	R	14.96	ACCOUNTS PAYABLE CHECK
159701	03/31/2020	REGINA L CANADY	R	17.08	ACCOUNTS PAYABLE CHECK
159702	03/31/2020	ALLISON J COLVIN	R	38.20	ACCOUNTS PAYABLE CHECK
159703	03/31/2020	MICHELE L. ENGLISH	R	69.60	ACCOUNTS PAYABLE CHECK
159704	03/31/2020	BENJAMIN M GLANDER	R	178.80	ACCOUNTS PAYABLE CHECK
159705	03/31/2020	ANDREW O GLASIER	R	110.60	ACCOUNTS PAYABLE CHECK
159706	03/31/2020	ANDREA K WRIGHT	R	40.27	ACCOUNTS PAYABLE CHECK
159707	03/31/2020	SHARITA R HILL	R	20.48	ACCOUNTS PAYABLE CHECK
159708	03/31/2020	KEAF HOLLIDAY	R	19.78	ACCOUNTS PAYABLE CHECK
159709	03/31/2020	DEBRA INGRAM	R	215.13	ACCOUNTS PAYABLE CHECK
159710	03/31/2020	SARAH B KNEBEL	R	189.48	ACCOUNTS PAYABLE CHECK
159711	03/31/2020	JENNIFER S KUHEL	R	119.27	ACCOUNTS PAYABLE CHECK
159712	03/31/2020	KRISTINA A. LONGINO	R	116.00	ACCOUNTS PAYABLE CHECK
159713	03/31/2020	YVETTE P MCCLAINE	R	25.00	ACCOUNTS PAYABLE CHECK
159714	03/31/2020	JULIE L. MIMS	R	145.00	ACCOUNTS PAYABLE CHECK
159715	03/31/2020	ALEX NICHOLSON	R	15.96	ACCOUNTS PAYABLE CHECK
159716	03/31/2020	KAREN M SLOVIKOVSKI	R	50.00	ACCOUNTS PAYABLE CHECK
159717	03/31/2020	KARLEE A. SWEIGERT	R	51.96	ACCOUNTS PAYABLE CHECK
159718	03/31/2020	KEVIN J. THOMAS	R	53.55	ACCOUNTS PAYABLE CHECK
159719	03/31/2020	NICCOLE YOUNG	R	395.06	ACCOUNTS PAYABLE CHECK
* v942954	03/10/2020	AMERICAN EXPRESS	V	0.00	VOID: MULTI STUB VOUCHER
* v942955	03/10/2020	AMERICAN EXPRESS	V	0.00	VOID: MULTI STUB VOUCHER
* v942956	03/10/2020	AMERICAN EXPRESS	V	0.00	VOID: MULTI STUB VOUCHER
* v942957	03/10/2020	AMERICAN EXPRESS	V	0.00	VOID: MULTI STUB VOUCHER
* v942958	03/10/2020	AMERICAN EXPRESS	V	0.00	VOID: MULTI STUB VOUCHER
* v942959	03/10/2020	AMERICAN EXPRESS	V	0.00	VOID: MULTI STUB VOUCHER
* v942960	03/10/2020	AMERICAN EXPRESS	V	0.00	VOID: MULTI STUB VOUCHER
* v942995	03/13/2020	MEDICAL MUTUAL FLEX PLAN	R	11256.55	ACCOUNTS PAYABLE VOUCHER
* v943009	03/31/2020	PNC BANK	R	848.38	ACCOUNTS PAYABLE VOUCHER
* v943010	03/31/2020	AMERICAN EXPRESS	V	0.00	VOID: MULTI STUB VOUCHER
* v943011	03/31/2020	AMERICAN EXPRESS	V	0.00	VOID: MULTI STUB VOUCHER
* v943012	03/31/2020	AMERICAN EXPRESS	V	0.00	VOID: MULTI STUB VOUCHER
* v943013	03/31/2020	AMERICAN EXPRESS	V	0.00	VOID: MULTI STUB VOUCHER
* v943014	03/31/2020	AMERICAN EXPRESS	V	0.00	VOID: MULTI STUB VOUCHER
* v943015	03/31/2020	AMERICAN EXPRESS	V	0.00	VOID: MULTI STUB VOUCHER
* v943016	03/31/2020	AMERICAN EXPRESS	V	0.00	VOID: MULTI STUB VOUCHER
* v943017	03/31/2020	AMERICAN EXPRESS	R	79601.00	ACCOUNTS PAYABLE VOUCHER
* v943018	03/31/2020	AMERICAN EXPRESS (TRAVEL CARDS)	V	0.00	VOID: MULTI STUB VOUCHER
* v943019	03/31/2020	AMERICAN EXPRESS (TRAVEL CARDS)	R	29028.15	ACCOUNTS PAYABLE VOUCHER
* v943020	03/31/2020	AMERICAN EXPRESS	R	18960.00	ACCOUNTS PAYABLE VOUCHER
* v943021	03/31/2020	AT & T	R	4894.56	ACCOUNTS PAYABLE VOUCHER
* v943022	03/31/2020	CITY OF CLEVELAND WATER	R	11903.82	ACCOUNTS PAYABLE VOUCHER
* v943023	03/31/2020	NORTHEAST OHIO REGIONAL SEWER	R	23787.34	ACCOUNTS PAYABLE VOUCHER
* v943024	03/31/2020	REPUBLIC SERVICES #224	R	13506.94	ACCOUNTS PAYABLE VOUCHER
* v943025	03/31/2020	SPECTRUM (TIME WARNER CABLE)	R	2723.86	ACCOUNTS PAYABLE VOUCHER
* v943026	03/31/2020	VERIZON	R	5362.02	ACCOUNTS PAYABLE VOUCHER
* v943027	03/31/2020	MEDICAL MUTUAL OF OHIO	R	1105978.32	ACCOUNTS PAYABLE VOUCHER
* v943028	03/31/2020	ANTHEM	R	45538.85	ACCOUNTS PAYABLE VOUCHER
* v943029	03/31/2020	ALLSTATE	R	18118.47	ACCOUNTS PAYABLE VOUCHER
* v943030	03/31/2020	LINCOLN NATIONAL LIFE INS CO	R	4668.05	ACCOUNTS PAYABLE VOUCHER
* v943031	03/31/2020	MEDICAL MUTUAL FLEX PLAN	R	18583.73	ACCOUNTS PAYABLE VOUCHER
* v943032	03/31/2020	STATE TEACHERS RETIREMENT (STRS)	R	28239.58	ACCOUNTS PAYABLE VOUCHER
* v943033	03/31/2020	SCHOOL EMPLOYEE RETIREMENT (SERS)	R	28146.82	ACCOUNTS PAYABLE VOUCHER
* v943034	03/31/2020	HNB MEDICARE	R	85918.35	ACCOUNTS PAYABLE VOUCHER

SELECTION CRITERIA: chkstat.rundate between '20200301 00:00:00.000' and '20200331 00:00:00.000'

* v943035	03/31/2020	CUYAHOGA CO REAL ESTATE TAX	R	687132.44	ACCOUNTS PAYABLE VOUCHER
* v943036	03/31/2020	HUNTINGTON BANK	R	730.02	ACCOUNTS PAYABLE VOUCHER
* v943037	03/31/2020	NEOPOST WIRE TRANSFER	R	10000.00	ACCOUNTS PAYABLE VOUCHER
* v943038	03/31/2020	RED TREE INVESTMENT GROUP	R	4497.47	ACCOUNTS PAYABLE VOUCHER
* v943039	03/31/2020	RESOLUTE EDUCATIONAL SOLUTIONS	R	50740.41	ACCOUNTS PAYABLE VOUCHER
* v943040	03/31/2020	CRAIG L. STOUT	R	2750.00	ACCOUNTS PAYABLE VOUCHER
* v943041	03/31/2020	CCT FINANCIAL	R	11826.00	ACCOUNTS PAYABLE VOUCHER
* v943042	03/31/2020	OSC - NATURAL GAS	R	21010.00	ACCOUNTS PAYABLE VOUCHER
* v943043	03/31/2020	PAY FOR IT	R	4288.83	ACCOUNTS PAYABLE VOUCHER
* v943044	03/31/2020	ULTRACAMP	R	15.23	ACCOUNTS PAYABLE VOUCHER
* v943045	03/31/2020	VAN AUKEN AKINS ARCHITECTS LLC	R	10134.65	ACCOUNTS PAYABLE VOUCHER
* v943046	03/17/2020	GILBANE	R	963310.53	ACCOUNTS PAYABLE VOUCHER
* v944781	03/01/2020	ALLSTATE	R	9106.89	ACCOUNTS PAYABLE VOUCHER
* v944782	03/01/2020	BUREAU OF WORKERS' COMPENSATION	R	6258.02	ACCOUNTS PAYABLE VOUCHER
* v944783	03/01/2020	EDUCATORS RESERVE	R	1371.00	ACCOUNTS PAYABLE VOUCHER
* v944784	03/01/2020	HNB MEDICARE	R	69910.16	ACCOUNTS PAYABLE VOUCHER
* v944785	03/01/2020	HUNTINGTON BANK	R	211944.27	ACCOUNTS PAYABLE VOUCHER
* v944786	03/01/2020	LEGALSHIELD	R	555.60	ACCOUNTS PAYABLE VOUCHER
* v944787	03/01/2020	LINCOLN NATIONAL LIFE INS CO	R	1966.70	ACCOUNTS PAYABLE VOUCHER
* v944788	03/01/2020	LOCAL 200 DUES 12 MO	R	1995.00	ACCOUNTS PAYABLE VOUCHER
* v944789	03/01/2020	OHIO PUBLIC DEFERRED COMPENSATION	R	12601.15	ACCOUNTS PAYABLE VOUCHER
* v944790	03/01/2020	SCHOOL EMPLOYEE RETIREMENT	R	71297.13	ACCOUNTS PAYABLE VOUCHER
* v944791	03/01/2020	SCHOOL EMPLOYEE RETIREMENT (SERS)	R	111889.42	ACCOUNTS PAYABLE VOUCHER
* v944792	03/01/2020	SHAKER HTS TEACHERS' ASSOCIATION	R	30.00	ACCOUNTS PAYABLE VOUCHER
* v944793	03/01/2020	SHAKER HTS TEACHERS' ASSOCIATION	R	132.00	ACCOUNTS PAYABLE VOUCHER
* v944794	03/01/2020	STATE TEACHERS RETIREMENT	R	241455.01	ACCOUNTS PAYABLE VOUCHER
* v944795	03/01/2020	STATE TEACHERS RETIREMENT (STRS)	R	270108.46	ACCOUNTS PAYABLE VOUCHER
* v944796	03/01/2020	TREASURER, STATE OF OHIO	R	56663.60	ACCOUNTS PAYABLE VOUCHER
* v944797	03/01/2020	VOYA RETIREMENT INS. AND ANNUITY CO	R	3478.52	ACCOUNTS PAYABLE VOUCHER
* v944798	03/01/2020	VOYA RETIREMENT INS.&ANNUITY	R	5534.87	ACCOUNTS PAYABLE VOUCHER
* v944799	03/04/2020	BUREAU OF WORKERS' COMPENSATION	R	5.33	ACCOUNTS PAYABLE VOUCHER
* v944800	03/04/2020	HNB MEDICARE	R	61.86	ACCOUNTS PAYABLE VOUCHER
* v944801	03/04/2020	HUNTINGTON BANK	R	61.05	ACCOUNTS PAYABLE VOUCHER
* v944802	03/04/2020	SCHOOL EMPLOYEE RETIREMENT	R	60.49	ACCOUNTS PAYABLE VOUCHER
* v944803	03/04/2020	SCHOOL EMPLOYEE RETIREMENT (SERS)	R	94.98	ACCOUNTS PAYABLE VOUCHER
* v944804	03/04/2020	STATE TEACHERS RETIREMENT	R	213.93	ACCOUNTS PAYABLE VOUCHER
* v944805	03/04/2020	STATE TEACHERS RETIREMENT (STRS)	R	213.93	ACCOUNTS PAYABLE VOUCHER
* v944806	03/04/2020	TREASURER, STATE OF OHIO	R	26.13	ACCOUNTS PAYABLE VOUCHER
* v944807	03/16/2020	ALLSTATE	R	8981.06	ACCOUNTS PAYABLE VOUCHER
* v944808	03/16/2020	ANTHEM OPTIONAL LIFE	R	1740.96	ACCOUNTS PAYABLE VOUCHER
* v944809	03/16/2020	BUREAU OF WORKERS' COMPENSATION	R	6256.81	ACCOUNTS PAYABLE VOUCHER
* v944810	03/16/2020	EDUCATORS RESERVE	R	1371.00	ACCOUNTS PAYABLE VOUCHER
* v944811	03/16/2020	HNB MEDICARE	R	69888.02	ACCOUNTS PAYABLE VOUCHER
* v944812	03/16/2020	HUNTINGTON BANK	R	214520.25	ACCOUNTS PAYABLE VOUCHER
* v944813	03/16/2020	LEGALSHIELD	R	546.64	ACCOUNTS PAYABLE VOUCHER
* v944814	03/16/2020	LINCOLN NATIONAL LIFE INS CO	R	1979.84	ACCOUNTS PAYABLE VOUCHER
* v944815	03/16/2020	LOCAL 200 DUES 12 MO	R	1995.00	ACCOUNTS PAYABLE VOUCHER
* v944816	03/16/2020	OHIO PUBLIC DEFERRED COMPENSATION	R	12462.76	ACCOUNTS PAYABLE VOUCHER
* v944817	03/16/2020	OHIO SCHOOL DISTRICT INC.TAX	R	227.80	ACCOUNTS PAYABLE VOUCHER
* v944818	03/16/2020	RITA	R	54733.80	ACCOUNTS PAYABLE VOUCHER
* v944819	03/16/2020	SCHOOL EMPLOYEE RETIREMENT	R	68914.78	ACCOUNTS PAYABLE VOUCHER
* v944820	03/16/2020	SCHOOL EMPLOYEE RETIREMENT (SERS)	R	108159.27	ACCOUNTS PAYABLE VOUCHER
* v944821	03/16/2020	SHAKER HTS TEACHERS' ASSOCIATION	R	330.00	ACCOUNTS PAYABLE VOUCHER
* v944822	03/16/2020	SHAKER HTS TEACHERS' ASSOCIATION	R	132.00	ACCOUNTS PAYABLE VOUCHER
* v944823	03/16/2020	SHCSD ANTHEM LIFE	R	2599.06	ACCOUNTS PAYABLE VOUCHER
* v944824	03/16/2020	SHCSD DENTAL	R	30490.53	ACCOUNTS PAYABLE VOUCHER
* v944825	03/16/2020	SHCSD MEDICAL	R	346788.79	ACCOUNTS PAYABLE VOUCHER

SELECTION CRITERIA: chkstat.rundate between '20200301 00:00:00.000' and '20200331 00:00:00.000'

* v944826	03/16/2020	SHCSD PRESCRIPTION	R	84600.35	ACCOUNTS PAYABLE VOUCHER
* v944827	03/16/2020	STATE TEACHERS RETIREMENT	R	244002.48	ACCOUNTS PAYABLE VOUCHER
* v944828	03/16/2020	STATE TEACHERS RETIREMENT (STRS)	R	273447.22	ACCOUNTS PAYABLE VOUCHER
* v944829	03/16/2020	STRS BUY BACK ANNUITIZED	R	421.72	ACCOUNTS PAYABLE VOUCHER
* v944830	03/16/2020	TREASURER, STATE OF OHIO	R	57100.81	ACCOUNTS PAYABLE VOUCHER
* v944831	03/16/2020	VOYA RETIREMENT INS. AND ANNUITY CO	R	3528.52	ACCOUNTS PAYABLE VOUCHER
* v944832	03/16/2020	VOYA RETIREMENT INS.&ANNUITY	R	5534.87	ACCOUNTS PAYABLE VOUCHER
TOTAL FUND				7456414.20	
TOTAL REPORT				7456414.20	

****** Vendor name redacted in accordance with the privacy provisions of FERPA

10. BOND ISSUE EXPENDITURE SUMMARY

SHAKER HEIGHTS CITY SCHOOL DISTRICT
FUND 004
CAPITAL PROJECT EXPENDITURES

SUMMARY AS OF
March 31, 2020

CATEGORY	BEG. OF MONTH BALANCE	EXPENDITURES MTD	EXPENDITURES TO DATE
OTHER NON-BOND PROJECTS 9150&9620	$23,145,374.32	$974,882.03	$24,120,256.35
SSF FUNDED PROJECTS	$2,208,626.32	$36,252.70	$2,244,879.02
FY2018 BONDS-SCC 94xx	$14,329,068.45	$215,422.42	$14,544,490.87
TOTAL TO DATE	**$39,683,069.09**	**$1,226,557.15**	**$40,909,626.24**

NON-BOND SOURCES
OTHER

PROJECT December 31 2018	BUILDING	Land, Building Vehicles, F&E	CHECK DATE	SPECIAL COST CENTER	ESTIMATED COST	ACTUAL COST MTD	ACTUAL COST TO DATE	CONTRACTOR/ VENDOR
Other:								
install hot water boiler; remove old one	Middle School		1/12/2005		$6,000.00	$6,000.00	$6,000.00	Hoover Heating & Air Cond.
completion of electrical upgrades	High School		1/31/2005		$11,472.00	$11,472.00	$11,472.00	Genesis Electric
service on Hydro Pulse boiler	District		1/31/2005		$685.00	$685.00	$685.00	Hoover Heating & Air Cond.
DA Robers & Assoc	District		2/9/2005		$2,000.00	$2,000.00	$2,000.00	DA Robers & Assoc.
repair roof leaks	Woodbury		2/17/2005		$470.00	$470.00	$470.00	Allied Commerical Roofing
repair roof leaks	Middle School		2/17/2005		$260.00	$260.00	$260.00	Allied Commerical Roofing
telecomm & tech consulting project	District		2/17/2005		$2,343.75	$2,343.75	$2,343.75	Business Technologies
Boulevard elevator - architectural fee	Boulevard		2/17/2005		$2,070.00	$2,070.00	$2,070.00	Collins, Gordon, Bostwick
8 Year Plan - prof services	District		2/17/2005		$1,298.75	$1,298.75	$1,298.75	Collins, Gordon, Bostwick
Onaway Learning Garden - architect	Onaway		2/17/2005		$3,207.99	$3,207.99	$3,207.99	McKnight & Assoc. Ltd.
48 chairs with chrome frames	Fernway		2/17/2005		$2,283.43	$2,283.43	$2,283.43	Waller-Duman Inc.
cafeteria table	Boulevard		2/17/2005		$942.44	$942.44	$942.44	Waller-Duman Inc.
20 folding tables	High School		2/17/2005		$4,851.00	$4,851.00	$4,851.00	Waller-Duman Inc.
repair roof leaks	High School		2/25/2005		$860.00	$860.00	$860.00	Allied Commerical Roofing
repair roof leaks	High School		2/25/2005		$440.00	$440.00	$440.00	Allied Commerical Roofing
repair roof leaks	Fernway		2/25/2005		$250.00	$250.00	$250.00	Allied Commerical Roofing
engineering visit - swing support	Mercer		2/25/2005		$375.00	$375.00	$375.00	Barber and Hoffman Inc
engineering visit - stair vibration	Fernway		2/25/2005		$840.00	$840.00	$840.00	Barber and Hoffman Inc
schematic design - 8 Year Plan	District		2/25/2005		$1,860.00	$1,860.00	$1,860.00	Collins, Gordon, Bostwick
HVAC service call - Phys Ed office	High School		2/25/2005		$152.50	$152.50	$152.50	Hoover Heating & Air Cond.
2nd year of Gold maint - 60 mo contract	District		3/8/2005		$7,599.00	$7,599.00	$7,599.00	Integrated Precision
Woodbury addendum on maint contract	Woodbury		3/8/2005		$2,081.45	$2,081.45	$2,081.45	Integrated Precision
project mgmt activites - roof restoration	HS, Mercer		3/16/2005		$630.00	$630.00	$630.00	Kenderson, Inc.
audio/video consult/design	Onaway		3/16/2005		$111.18	$111.18	$111.18	Teamco/John Paul Baker
repair roof leaks	Bus Gar, Mercer		3/16/2005		$720.00	$720.00	$720.00	Allied Commerical Roofing
consulting - spec ed student transp	District		3/16/2005		$3,000.00	$3,000.00	$3,000.00	Education Logistics, Inc.
audio/video consult/design	Middle School		3/24/2005		$607.66	$607.66	$607.66	Teamco/John Paul Baker
tractor and loader	District		3/24/2005		$21,612.55	$21,612.55	$21,612.55	West Shore New Holland, Inc
legal ad for "Peter's Garden"	Onaway		3/28/2005		$556.92	$556.92	$556.92	Plain Dealer
engnr/arch serv - mobile classrm relo	District		3/30/2005		$17,969.53	$17,969.53	$17,969.53	Christian & Klopper, Inc.
arch services - SHCSD 8 year plan	District		3/30/2005		$2,070.00	$2,070.00	$2,070.00	Collins, Gordon, Bostwick
roof and gutter repairs	District	Building	4/28/2005	9150	$1,225.00	$1,225.00	$1,225.00	Allied Commercial Roofing
spec ed transp study - travel exp	District	F&E	4/28/2005	9150	$275.63	$275.63	$275.63	Education Logistics, Inc.
flat screen monitor (19")	Transportation	F&E	4/30/2005	9150	$349.00	$349.00	$349.00	Dell Marketing L.P.
flat screen monitor (17")	Admin	F&E	4/30/2005	9150	$229.00	$229.00	$229.00	Dell Marketing L.P.
engineering for elect serv upgrade	High School	Building	5/4/2005	9150	$520.00	$520.00	$520.00	Karpinski Engineering
install mini-split A/C units (5)	District	F&E	5/10/2005	9150	$21,282.50	$21,282.50	$21,282.50	Hoover Heating & Air Cond.
ornamental spray - Rose Garden	Woodbury	Land	5/26/2005	9150	$97.00	$97.00	$97.00	H.A.M. Landscaping
tables with Chem-Armor surface (3)	Woodbury	F&E	5/26/2005	9150	$3,135.00	$3,135.00	$3,135.00	Ward's Natural Science
metal student lockers	Fernway	F&E	5/26/2005	9150	$1,200.00	$1,200.00	$1,200.00	Waller-Duman Inc.
ornamental Spray - Rose Garden	Woodbury	Land	6/9/2005	9150	$195.45	$195.45	$195.45	H.A.M. Landscaping
qtrly fee - telecom & tech consulting	Admin	F&E	6/9/2005	9150	$2,343.75	$2,343.75	$2,343.75	Business Technologies

OTHER

PROJECT December 31 2018	BUILDING	Land, Building Vehicles, F&E	CHECK DATE	SPECIAL COST CENTER	ESTIMATED COST	ACTUAL COST MTD	ACTUAL COST TO DATE	CONTRACTOR/ VENDOR
TV mount	Boulevard	F&E	6/27/2005	9150	$180.00	$180.00	$180.00	Teamco/John Paul Baker
travel exp for transp consultant	Admin	F&E	6/27/2005	9150	$278.17	$278.17	$278.17	Education Logistics, Inc.
portion of plan review - elev study	Boulevard	Building	6/27/2005	9150	$188.23	$188.23	$188.23	Collins, Gordon, Bostwick
landscaping at Woodbury	Woodbury	Land	7/28/2005	9150	$135.00	$135.00	$135.00	H.A.M. Landscaping
rooftop unit above HS Library	High School	F&E	7/29/2005	9150	$806.25	$806.25	$806.25	Hoover Heating & Air Cond.
install new boiler	Boulevard	F&E	7/29/2005	9150	$20,580.00	$20,580.00	$20,580.00	RCR Services Inc.
1/2 cost of Door H lock and remote	District	Building	8/5/2005	9150	$2,365.45	$2,365.45	$2,365.45	Integrated Precision
qtrly fee - telecom & tech consulting	Admin	F&E	8/12/2005	9150	$2,343.75	$2,343.75	$2,343.75	Business Technologies
ornamental spray - Rose Garden	Woodbury	Land	8/12/2005	9150	$540.00	$540.00	$540.00	H.A.M. Landscaping
architectural services - Peters Garden	Onaway	Land	8/31/2005	9150	$1,512.46	$1,512.46	$1,512.46	McKnight & Assoc. Ltd.
miscellaneous roof repairs	District	Building	9/15/2005	9150	$1,260.00	$1,260.00	$1,260.00	Allied Commercial Roofing
ornamental Spray - Rose Garden	Woodbury	Land	9/15/2005	9150	$405.00	$405.00	$405.00	H.A.M. Landscaping
service call on small a/c unit	High School	F&E	9/15/2005	9150	$203.00	$203.00	$203.00	Hoover Heating & Air Cond.
architectural services - Peters Garden	Onaway	Land	9/23/2005	9150	$900.00	$900.00	$900.00	McKnight & Assoc. Ltd.
upgrade AED units	District	F&E	9/23/2005	9150	$7,281.25	$7,281.25	$7,281.25	Medtronic Physio-Control Corp
annual roofing inspection/assessment	District	Building	10/12/2005	9150	$1,375.00	$1,375.00	$1,375.00	Kenderson, Inc.
re-mount TV in music room	Woodbury	F&E	10/12/2005	9150	$277.60	$277.60	$277.60	Teamco/John Paul Baker
repairs on computer lab rooftop a/c	Woodbury	F&E	10/19/2005	9150	$338.93	$338.93	$338.93	Hoover Heating & Air Cond.
maint contract - attendance ph system	High School	F&E	10/28/2005	9150	$395.00	$395.00	$395.00	US Netcom Corp
repair of roof leaks	MS & Bus Gar	Building	11/4/2005	9150	$1,550.00	$1,550.00	$1,550.00	Allied Commercial Roofing
SMART board	Onaway	F&E	11/4/2004	9150	$1,923.00	$1,923.00	$1,923.00	SMART Ed. Services
partial exp for SMARTbd to Jennings	Onaway	F&E	5/18/2006	9150	($1,373.37)	($1,373.37)	($1,373.37)	SSF/Jennings Grant
ornamental Spray, Rose Garden, Sep	Woodbury	Land	11/7/2005	9150	$540.00	$540.00	$540.00	H.A.M. Landscaping
five addt'l parking slots (Peter's Grdn)	Onaway	Land	11/14/2005	9150	$22,962.00	$22,962.00	$22,962.00	Vizmeg Landscape Inc.
repair of roof leaks	Admin	Building	11/18/2005	9150	$230.00	$230.00	$230.00	Allied Commercial Roofing
ornamental spray, Rose Garden, Oct	Woodbury	Land	11/23/2005	9150	$270.00	$270.00	$270.00	H.A.M. Landscaping
upgrade of a/c unit to Mitsubishi	Onaway	F&E	11/23/2005	9150	$650.00	$650.00	$650.00	Hoover Heating & Air Cond.
s/w maint & support - PhoneMaster	Transportation	F&E	12/9/2005	9150	$499.00	$499.00	$499.00	US Netcom Corp
roof repairs at Admin Building	Admin	Building	12/30/2005	9150	$395.00	$395.00	$395.00	Allied Commercial Roofing
misc service calls re: furnace/AC	District	F&E	1/13/2006	9150	$1,531.34	$1,531.34	$1,531.34	Hoover Heating & Air Cond.
gutter and roof repair	Mercer	Building	1/24/2006	9150	$1,595.00	$1,595.00	$1,595.00	Allied Commercial Roofing
two Epson projectors	Onaway	F&E	2/10/2006	9150	$2,483.98	$2,483.98	$2,483.98	CDW Government, Inc.
labor for mounting televisions	Boulevard	F&E	2/15/2006	9150	$480.00	$480.00	$480.00	Teamco/John Paul Baker
corner desk with hutch, storage unit	District	F&E	2/15/2006	9150	$1,658.00	$1,658.00	$1,658.00	Mentor Office Supply
mobile files with lock	District	F&E	2/15/2006	9150	$692.00	$692.00	$692.00	Mentor Office Supply
appliance - tchrs lounge (was Fnd 01)	Boulevard	F&E	2/28/2006	9150	$455.00	$455.00	$455.00	Lowe's
music library system	Middle School	F&E	3/9/2006	9150	$6,584.25	$6,584.25	$6,584.25	Wenger Corporation
repairs of roof leak over room 113	Lomond	Building	3/31/2006	9150	$385.00	$385.00	$385.00	Allied Commercial Roofing
ornamental spray, Rose Garden, Mar	Woodbury	Land	4/27/2006	9150	$135.00	$135.00	$135.00	H.A.M. Landscaping
ornamental spray, Rose Garden, Apr	Woodbury	Land	5/25/2006	9150	$135.00	$135.00	$135.00	H.A.M. Landscaping
repair of roof leak and loose slates	Woodbury	Building	6/16/2006	9150	$265.00	$265.00	$265.00	Allied Commercial Roofing
repair of three roof leak areas	Boulevard	Building	6/16/2006	9150	$725.00	$725.00	$725.00	Allied Commercial Roofing
correction to SSF share for P's Garden	Onaway	Land	6/30/2006	9150	$702.00	$702.00	$702.00	transfer Vizmeg exp from SSF
ornamental spray - Rose Garden, Jun	Woodbury	Land	7/21/2006	9150	$540.00	$540.00	$540.00	H.A.M. Landscaping
service call on a/c in Music Room	Fernway	Building	7/21/2006	9150	$165.00	$165.00	$165.00	Hoover Heating & Air Cond.

OTHER

PROJECT December 31 2018	BUILDING	Land, Building Vehicles, F&E	CHECK DATE	SPECIAL COST CENTER	ESTIMATED COST	ACTUAL COST MTD	ACTUAL COST TO DATE	CONTRACTOR/ VENDOR
repair roof leak	Admin	Building	7/31/2006	9150	$375.00	$375.00	$375.00	Allied Commercial Roofing
ornamental spray - Rose Garden, Jul	Woodbury	Land	8/31/2006	9150	$540.00	$540.00	$540.00	H.A.M. Landscaping
three seat walls/benches	Onaway	Land	8/31/2006	9181	$8,400.00	$8,400.00	$8,400.00	Pinzone II
reimb from PTO for three benches	Onaway	Land	9/27/2006	9181	($8,400.00)	($8,400.00)	($8,400.00)	Onaway PTO
ornamental spray - Rose Garden, Aug	Woodbury	Land	9/8/2006	9150	$540.00	$540.00	$540.00	H.A.M. Landscaping
install TV/VCR mounts	District	F&E	9/15/2006	9150	$5,824.69	$5,824.69	$5,824.69	Teamco/John Paul Baker
move outlet	Mercer	Building	9/22/2006	9150	$315.00	$315.00	$315.00	Teamco/John Paul Baker
repair roof leak	Boulevard	Building	9/27/2006	9150	$395.00	$395.00	$395.00	Allied Commercial Roofing
ornamental spray - Rose Garden, Sep	Woodbury	Land	10/16/2006	9150	$540.00	$540.00	$540.00	H.A.M. Landscaping
ornamental spray - Rose Garden, Oct	Woodbury	Land	11/17/2006	9150	$135.00	$135.00	$135.00	H.A.M. Landscaping
repair of misc roof leaks	District	Building	11/17/2006	9150	$1,515.00	$1,515.00	$1,515.00	Allied Commercial Roofing
miscellaneous roof repairs	Middle School	Building	11/30/2006	9150	$2,770.00	$2,770.00	$2,770.00	Allied Commercial Roofing
transfer F07 Rose Garden exp to Fd 1	Woodbury	Land	11/30/2006	9150	($2,295.00)	($2,295.00)	($2,295.00)	intra-district transfer
install TV & cabling for computer AV	Middle School	F&E	12/20/2006	9150	$690.00	$690.00	$690.00	Teamco/John Paul Baker
repair of misc roof leaks	High School	Building	12/29/2006	9150	$785.00	$785.00	$785.00	Allied Commercial Roofing
water testing of drains over auditorium	High School	Building	12/29/2006	9150	$425.00	$425.00	$425.00	Allied Commercial Roofing
repair damaged section of roof	Middle School	Building	2/19/2007	9150	$3,995.00	$3,995.00	$3,995.00	Allied Commercial Roofing
repair of roof leaks and cracked drain	Middle School	Building	4/20/2007	9150	$275.00	$275.00	$275.00	Allied Commercial Roofing
ornamental spray - Rose Garden, May&Jun	Woodbury	Land	8/10/2007	9150	$1,080.00	$1,080.00	$1,080.00	H.A.M. Landscaping
cable outlet installed	High School	Building	10/8/2007	9150	$403.49	$403.49	$403.49	Teamco/John Paul Baker
legal charges	High School	Building	11/24/2007	9150	$958.08	$958.08	$958.08	Plain Dealer
ornamental spray - Rose Garden	Woodbury	Land	12/11/2007	9150	$1,485.00	$1,485.00	$1,485.00	H.A.M. Landscaping
cable installation and TV mounting	High School	F&E	12/20/2007	9150	$1,474.53	$1,474.53	$1,474.53	Teamco/John Paul Baker
antenna and mast	Fernway	F&E	1/16/2008	9150	$639.58	$639.58	$639.58	Teamco/John Paul Baker
Plain Dealer Ad	District	Building	7/26/2008	9150	$1,137.72	$1,137.72	$1,137.72	Plain Dealer
Plain Dealer Ad	District	Building	8/30/2008	9150	$978.04	$978.04	$978.04	Plain Dealer
Extend cable system	District	Building	10/14/2008	9150	$2,084.32	$2,084.32	$2,084.32	Teamco/John Paul Baker
Emergency Fire Remediation	District	Building	12/12/2008	9150	$6,435.72	$6,435.72	$6,435.72	Yanesh Brothers Construction
Water damage, restoration services	District	Building	12/31/2008	9150	$47,000.00	$47,000.00	$47,000.00	Paul Davis Restoration of Cleve
TV installation	High School	F&E	1/16/2009	9150	$660.00	$660.00	$660.00	Teamco/John Paul Baker
Ludlow Restoration	District	Building	5/29/2009	9150	$5,341.02	$5,341.02	$5,341.02	Paul Davis Restoration of Cleve
DLMO Supplies	District	F&E	6/1/2009	9169	$636.00	$636.00	$636.00	Cousin's Video
Security Equipment	District	F&E	9/16/2009	9150	$21,730.62	$21,730.62	$21,730.62	21st Century Alarm/Data
Security Cameras	Middle School	F&E	9/25/2009	9150	$9,859.00	$9,859.00	$9,859.00	21st Century Alarm/Data
Security Cameras	Lomond	F&E	4/22/2010	9150	$3,850.00	$3,850.00	$3,850.00	21st Century Alarm/Data
Security Cameras-Shaker Share	Ludlow	F&E	8/31/2010	9150	$8,848.50	$8,848.50	$8,848.50	21st Century Alarm/Data
Security Cameras-PEP Share	Ludlow	F&E	8/31/2010	9150	$8,848.50	$8,848.50	$8,848.50	21st Century Alarm/Data
Admin Chiller Architectural Services	Admin	F&E	7/31/2014	9150	$20,444.80	$20,444.80	$20,444.80	Neville Architects
Replacement chiller	Admin	F&E	9/16/2014	9150	$21,143.00	$21,143.00	$21,143.00	Carrier Corporation
Replacement chiller	Admin	F&E	10/23/2014	9150	$114,580.00	$114,580.00	$114,580.00	Daikin Applied
Replacement chiller	Admin	F&E	10/30/2014	9150	$5,220.00	$5,220.00	$5,220.00	Daikin Applied
Admin Chiller Architectural Services	Admin	F&E	12/29/2014	9150	$4,070.00	$4,070.00	$4,070.00	Neville Architects
Chiller Replacement Project	Admin	F&E	7/31/2015	9150	$8,230.00	$8,230.00	$8,230.00	Daikin Applied
Correction of prior period expense	Admin	F&E	12/31/2017	9150	($94,742.74)	($94,742.74)	($94,742.74)	Move exp to SCC 9165
Correction of prior period expense	Admin	F&E	12/31/2017	9150	($33,244.34)	($33,244.34)	($33,244.34)	Move exp to SCC 9167

OTHER

PROJECT December 31 2018	BUILDING	Land, Building Vehicles, F&E	CHECK DATE	SPECIAL COST CENTER	ESTIMATED COST	ACTUAL COST MTD	ACTUAL COST TO DATE	CONTRACTOR/ VENDOR
HS Fire Remediation	High School	Building	7/24/2018	9150	$81,064.24	$81,064.24	$81,064.24	All Disaster Services
Facilities Assessment	Admin	Building	10/30/2018	9150	$17.50	$17.50	$17.50	Van Auken Akins Architects LLC
LAN - Network Integration Project:								
vendor maintenance renewals (6)	Admin	F&E	1/31/2005		$563.59	$563.59	$563.59	Data Processing Sciences
Network Support - Dec 04	District	F&E	1/31/2005		$1,500.00	$1,500.00	$1,500.00	Information Systems Integration
Network Support - Jan 05 and Feb 05	District	F&E	2/17/2005		$3,000.00	$3,000.00	$3,000.00	Information Systems Integration
Network Support - March 05	District	F&E	4/19/2005	9178	$1,500.00	$1,500.00	$1,500.00	Information Systems Integration
Network Support - April 05	District	F&E	5/4/2005	9178	$1,500.00	$1,500.00	$1,500.00	Information Systems Integration
Network Support - May 05	District	F&E	5/31/2005	9178	$1,500.00	$1,500.00	$1,500.00	Information Systems Integration
Network Support - June 05	District	F&E	6/27/2005	9178	$1,500.00	$1,500.00	$1,500.00	Information Systems Integration
Buses:								
71 passenger school buses (2)	District	Vehicles	5/23/2005	9163	$117,020.00	$117,020.00	$117,020.00	Myers Equipment Corp
bus for special needs students	District	Vehicles	8/18/2005	9163	$33,676.00	$33,676.00	$33,676.00	Transportation Equip Sales Corp
65 passenger school buses (2)	District	Vehicles	8/31/2005	9163	$117,325.00	$117,325.00	$117,325.00	Myers Equipment Corp
principal & interest on 365 day loan	District	Vehicles	10/19/2005	9163	$734,328.00	$734,328.00	$734,328.00	Fifth Third Bank
71 passenger school buses (2)	District	Vehicles	5/18/2006	9163	$115,766.00	$115,766.00	$115,766.00	Myers Equipment Corp
71 passenger school bus	District	Vehicles	8/25/2006	9163	$58,758.00	$58,758.00	$58,758.00	Myers Equipment Corp
principal & interest on 365 day loan	District	Vehicles	10/18/2006	9163	$592,736.67	$592,736.67	$592,736.67	Huntington National Bank
71 passenger school buses (4)	District	Vehicles	10/31/2006	9163	$242,892.00	$242,892.00	$242,892.00	Wise International Trucks
paying agent fee for bus loan	District	Vehicles	11/27/2006	9163	$200.00	$200.00	$200.00	Huntington National Bank
transfer paying agent fee to Fund 002	District	Vehicles	12/31/2006	9163	($200.00)	($200.00)	($200.00)	Huntington National Bank
principal & interest on 365 day loan	District	Vehicles	10/18/2007	9163	$592,736.67	$592,736.67	$592,736.67	Huntington National Bank
71 passenger school buses (3)	District	Vehicles	10/26/2007	9163	$208,476.00	$208,476.00	$208,476.00	Power City Intn'l Trucks, Inc
65 passenger school buses (1)	District	Vehicles	4/25/2008	9163	$70,432.60	$70,432.60	$70,432.60	Power City Intn'l Trucks, Inc
GPS Unit for buses	District	Vehicles	9/11/2008	9163	$44,750.00	$44,750.00	$44,750.00	Education Logistics, Inc
GPS Units installed	District	Vehicles	9/24/2008	9163	$26,034.50	$26,034.50	$26,034.50	Education Logistics, Inc
principal & interest on 365 day loan	District	Vehicles	10/18/2008	9163	$518,198.33	$518,198.33	$518,198.33	Huntington National Bank
71 passenger school buses (4)	District	Vehicles	1/9/2009	9163	$299,513.60	$299,513.60	$299,513.60	Power City Intn'l Trucks, Inc
Fleettracker software	District	Vehicles	8/14/2009	9163	$2,024.00	$2,024.00	$2,024.00	Education Logistics
Fleettracker trainer travel exp	District	Vehicles	8/14/2009	9163	$1,594.39	$1,594.39	$1,594.39	Education Logistics
Fleettracker training fees	District	Vehicles	8/14/2009	9163	$2,550.00	$2,550.00	$2,550.00	Education Logistics
71 passenger school buses (8)	District	Vehicles	10/9/2009	9171	$609,017.80	$609,017.80	$609,017.80	Power City Intn'l Trucks, Inc
principal & interest on 365 day loan	District	Vehicles	10/15/2009	9163	$514,958.33	$514,958.33	$514,958.33	Huntington National Bank
principal & interest on 365 day loan	District	Vehicles	10/5/2010	9171	$605,983.33	$605,983.33	$605,983.33	Huntington National Bank
School Buses (4)	District	Vehicles	9/23/2011	9171	$316,868.00	$316,868.00	$316,868.00	Center City International

OTHER

PROJECT December 31 2018	BUILDING	Land, Building Vehicles, F&E	CHECK DATE	SPECIAL COST CENTER	ESTIMATED COST	ACTUAL COST MTD	ACTUAL COST TO DATE	CONTRACTOR/ VENDOR
principal & interest on 365 day loan	District	Vehicles	10/4/2011	9171	$605,983.33	$605,983.33	$605,983.33	Huntington National Bank
Interest on 2012 Bus Bonds	District	Vehicles	6/14/2013	9171	$12,500.00	$12,500.00	$12,500.00	Bank of New York Mellon
Principal & interest on 2012 Bus Bonds	District	Vehicles	12/15/2013	9171	$100,000.00	$100,000.00	$100,000.00	Bank of New York Mellon
2015 IC Bus	District	Vehicles	2/28/2014	9171	$26,992.00	$26,992.00	$26,992.00	Interstate Billing Service
Interest on 2012 Bus Bonds	District	Vehicles	6/13/2014	9171	$9,100.00	$9,100.00	$9,100.00	Bank of New York Mellon
Sale of Band Bus	District	Vehicles	7/11/2014	9171	($1,544.64)	($1,544.64)	($1,544.64)	Glean Ministries
Principal & interest on 2012 Bus Bonds	District	Vehicles	12/15/2014	9171	$104,100.00	$104,100.00	$104,100.00	Bank of New York Mellon
Interest on 2012 Bus Bonds	District	Vehicles	6/15/2015	9171	$8,150.00	$8,150.00	$8,150.00	Bank of New York Mellon
School Buses (4)	District	Vehicles	11/13/2015	9171	$357,187.00	$357,187.00	$357,187.00	Cardinal Bus Sales
Principal & interest on 2012 Bus Bonds	District	Vehicles	12/15/2015	9171	$103,150.00	$103,150.00	$103,150.00	Bank of New York Mellon
Interest on 2012 Bus Bonds	District	Vehicles	6/15/2016	9171	$7,200.00	$7,200.00	$7,200.00	Bank of New York Mellon
30 passenger bus w/ camera	District	Vehicles	8/25/2016	9171	$50,739.00	$50,739.00	$50,739.00	Cardinal Bus Sales
Bus #2 Trade In	District	Vehicles	8/25/2016	9171	($2,150.00)	($2,150.00)	($2,150.00)	Cardinal Bus Sales
School Buses (3)	District	Vehicles	11/30/2016	9171	$266,424.00	$266,424.00	$266,424.00	Interstate Billing Service
Bus Trade Ins	District	Vehicles	11/30/2016	9171	($9,100.00)	($9,100.00)	($9,100.00)	Interstate Billing Service
Principal & interest on 2012 Bus Bonds	District	Vehicles	12/15/2016	9171	$102,200.00	$102,200.00	$102,200.00	Bank of New York Mellon
Interest on 2012 Bus Bonds	District	Vehicles	6/15/2017	9171	$6,250.00	$6,250.00	$6,250.00	Bank of New York Mellon
Additional Trade-In-2 buses	District	Vehicles	11/28/2017	9171	($4,200.00)	($4,200.00)	($4,200.00)	Myers Equipment Corp
School Buses (3)	District	Vehicles	12/22/2017	9171	$267,426.00	$267,426.00	$267,426.00	Myers Equipment Corp
Bus Trade Ins	District	Vehicles	12/22/2017	9171	($9,000.00)	($9,000.00)	($9,000.00)	Myers Equipment Corp
Principal & interest on 2012 Bus Bonds	District	Vehicles	12/15/2017	9171	$106,250.00	$106,250.00	$106,250.00	Bank of New York Mellon
Interest on 2012 Bus Bonds	District	Vehicles	6/15/2018	9171	$5,250.00	$5,250.00	$5,250.00	Bank of New York Mellon
Other Vehicles & Related Equip:								
Ford van T13	District	Vehicles	3/16/2005		$23,632.09	$23,632.09	$23,632.09	Liberty Ford
Eurovent truck and bus exhaust sys	Bus Garage	Vehicles	4/19/2005	9150	$20,950.00	$20,950.00	$20,950.00	Myers Tire Supply
landscaping machinery and equip	Maintenance	F&E	5/10/2005	9150	$10,869.00	$10,869.00	$10,869.00	Century Equipment
two mowers	Maintenance	F&E	5/26/2005	9150	$5,615.60	$5,615.60	$5,615.60	Marshall Equipment Company
dump Truck/Western Plow	Maintenance	Vehicles	6/9/2005	9150	$33,049.33	$33,049.33	$33,049.33	Liberty Ford
super Z mower	Maintenance	F&E	6/30/2005	9150	$7,918.40	$7,918.40	$7,918.40	Baker Vehicle Systems, Inc.
E-Z-Go Utility Vehicle (Athletics) T16	High School	Vehicles	6/30/2005	9150	$7,002.00	$7,002.00	$7,002.00	Baker Vehicle Systems, Inc.
pick-up truck for maintenance dept	District	Vehicles	7/27/2005	9150	$11,000.00	$11,000.00	$11,000.00	Liberty Ford
2002 Chevy Venture Van T4	District	Vehicles	8/31/2005	9150	$11,900.00	$11,900.00	$11,900.00	Bass Chevrolet
2003 Chevy Venture Van	District	Vehicles	8/31/2005	9150	$12,495.00	$12,495.00	$12,495.00	Bass Chevrolet
furnish & install plows on 3 trucks	Maintenance	F&E	12/9/2005	9150	$8,375.00	$8,375.00	$8,375.00	Eshelman Enterprises Inc.
2004 Ford Ranger T11	Maintenance	Vehicles	9/8/2006	9150	$16,834.50	$16,834.50	$16,834.50	Liberty Ford
2001 Ford F250 w/plow T9	Maintenance	Vehicles	9/8/2006	9150	$13,500.00	$13,500.00	$13,500.00	Liberty Ford

OTHER

PROJECT December 31 2018	BUILDING	Land, Building Vehicles, F&E	CHECK DATE	SPECIAL COST CENTER	ESTIMATED COST	ACTUAL COST MTD	ACTUAL COST TO DATE	CONTRACTOR/ VENDOR
2006 Ford F250 used van	District	Vehicles	10/9/2006	9150	$18,000.00	$18,000.00	$18,000.00	Liberty Ford
2003 Ford Ranger T15	District	Vehicles	10/31/2006	9150	$10,369.50	$10,369.50	$10,369.50	Liberty Ford
Steiner 4x4 tractor	District	Vehicles	11/17/2006	9150	$6,000.00	$6,000.00	$6,000.00	Baker Vehicle Systems, Inc.
2006 Ford Focus	Admin	Vehicles	1/8/2007	9150	$13,900.00	$13,900.00	$13,900.00	Liberty Ford
2004 Ford Pick-up Truck	Admin	Vehicles	4/20/2007	9150	$19,325.50	$19,325.50	$19,325.50	Liberty Ford
2007 Ford F150	District	F&E	11/29/2007	9150	$55,200.00	$55,200.00	$55,200.00	Valley Ford Truck Sales
2004 Ford Windstar Van	Admin	Vehicles	11/30/2007	9150	$13,265.50	$13,265.50	$13,265.50	Liberty Ford
2006 Ford Focus T10	Admin	Vehicles	12/28/2007	9150	$13,015.50	$13,015.50	$13,015.50	Liberty Ford
Yale Fork Truck	District	Vehicles	1/23/2008	9150	$7,985.00	$7,985.00	$7,985.00	North Coast Lift Truck, Inc
Delivery	District	Vehicles	1/23/2008	9150	$210.00	$210.00	$210.00	North Coast Lift Truck, Inc
Fix Battery	District	Vehicles	1/23/2008	9150	$625.00	$625.00	$625.00	North Coast Lift Truck, Inc
Ford Focus	District	Vehicles	2/29/2008	9150	$12,475.00	$12,475.00	$12,475.00	Liberty Ford
dunp truck	District	Vehicles	2/22/2008	9150	$3,500.00	$3,500.00	$3,500.00	Valley Ford Truck Sales
Ford E150 T17	District	Vehicles	3/28/2008	9150	$16,475.00	$16,475.00	$16,475.00	Liberty Ford
Ford E150	District	Vehicles	3/20/2008	9150	$16,475.50	$16,475.50	$16,475.50	Liberty Ford
Ford E150	District	Vehicles	4/11/2008	9150	$16,000.00	$16,000.00	$16,000.00	Liberty Ford
2005 Ford Focus T7	District	Vehicles	8/15/2008	9150	$9,614.95	$9,614.95	$9,614.95	Liberty Ford
2005 Ford F150	District	Vehicles	8/8/2008	9150	$14,425.50	$14,425.50	$14,425.50	Liberty Ford
2007 Ford Taurus	District	Vehicles	8/29/2008	9150	$10,975.50	$10,975.50	$10,975.50	Liberty Ford
Multipurpose Tractor	District	Vehicles	8/29/2008	9150	$16,272.50	$16,272.50	$16,272.50	Baker Vehicle Systems, Inc.
Multipurpose Tractor	District	Vehicles	9/11/2008	9150	$455.00	$455.00	$455.00	Baker Vehicle Systems, Inc.
2006 Ford F250 T2	District	Vehicles	10/23/2008	9150	$17,425.00	$17,425.00	$17,425.00	Liberty Ford
2004 Ford F-150 T5	District	Vehicles	11/26/2008	9150	$11,020.50	$11,020.50	$11,020.50	Liberty Ford
Terex Front Loader	District	Vehicles	1/23/2009	9150	$15,000.00	$15,000.00	$15,000.00	Falkenberg Excavating, Inc
2008 Ford F250	District	Vehicles	2/25/2009	9150	$16,895.50	$16,895.50	$16,895.50	Liberty Ford
2003 Chevy Venture Van	District	Vehicles	5/8/2009	9150	$9,875.47	$9,875.47	$9,875.47	Liberty Ford
2004 Ford Freestar T8	District	Vehicles	3/25/2010	9150	$7,543.50	$7,543.50	$7,543.50	Liberty Ford
2008 Mercury Mariner T1	District	Vehicles	4/9/2010	9150	$12,038.50	$12,038.50	$12,038.50	Liberty Ford
2008 Mercury Mariner Trade In T1	District	Vehicles	8/26/2010	9150	($15,000.00)	($15,000.00)	($15,000.00)	Liberty Ford
2007 Ford Focus T6	District	Vehicles	8/27/2010	9150	$9,298.87	$9,298.87	$9,298.87	Liberty Ford
2003 Ford Truck T14	District	Vehicles	8/27/2010	9150	$8,502.87	$8,502.87	$8,502.87	Liberty Ford
Lawn Mowers	District	Vehicles	8/13/2010	9150	$43,850.54	$43,850.54	$43,850.54	Baker Vehicle Systems, Inc.
2010 Ford E150 Van	District	Vehicles	10/8/2010	9150	$19,028.50	$19,028.50	$19,028.50	Liberty Ford
2007 Ford F150 T3	District	Vehicles	12/10/2010	9150	$13,273.50	$13,273.50	$13,273.50	Liberty Ford
2006 Ford F250 Trade In T2	District	Vehicles	7/29/2011	9150	($13,500.00)	($13,500.00)	($13,500.00)	Liberty Ford
2008 Ford F250	District	Vehicles	7/29/2011	9150	$25,023.50	$25,023.50	$25,023.50	Liberty Ford
2007 Ford F150 T3	District	Vehicles	9/8/2011	9150	($13,100.00)	($13,100.00)	($13,100.00)	Liberty Ford
2008 Ford F250	District	Vehicles	9/8/2011	9150	$26,683.50	$26,683.50	$26,683.50	Liberty Ford
2002 Chevy Venture Van T4	District	Vehicles	1/5/2012	9150	($1,000.00)	($1,000.00)	($1,000.00)	Liberty Ford
2004 Mercury Monterey T12	District	Vehicles	1/5/2012	9150	$11,551.50	$11,551.50	$11,551.50	Liberty Ford
2007 Ford E350 Van	District	Vehicles	6/14/2012	9150	$20,283.50	$20,283.50	$20,283.50	Liberty Ford
1995 Ford E350 Van	District	Vehicles	6/14/2012	9150	($7,500.00)	($7,500.00)	($7,500.00)	Liberty Ford
2004 Ford F150 T5	District	Vehicles	6/14/2012	9150	($1,000.00)	($1,000.00)	($1,000.00)	Liberty Ford
2011 Toyota	District	Vehicles	8/9/2012	9150	$23,771.50	$23,771.50	$23,771.50	Liberty Ford
2007 Ford Focus T6	District	Vehicles	8/9/2012	9150	($4,000.00)	($4,000.00)	($4,000.00)	Liberty Ford

OTHER

PROJECT December 31 2018	BUILDING	Land, Building Vehicles, F&E	CHECK DATE	SPECIAL COST CENTER	ESTIMATED COST	ACTUAL COST MTD	ACTUAL COST TO DATE	CONTRACTOR/ VENDOR
2005 Ford Focus T7	District	Vehicles	8/9/2012	9150	($2,500.00)	($2,500.00)	($2,500.00)	Liberty Ford
2004 Ford Freestar T8	District	Vehicles	10/4/2012	9150	($2,500.00)	($2,500.00)	($2,500.00)	Liberty Ford
2001 Ford F250 T9	District	Vehicles	10/4/2012	9150	($4,500.00)	($4,500.00)	($4,500.00)	Liberty Ford
2008 Ford F250	District	Vehicles	10/4/2012	9150	$24,583.00	$24,583.00	$24,583.00	Liberty Ford
Various Trade-Ins	District	Vehicles	8/22/2013	9150	($18,500.00)	($18,500.00)	($18,500.00)	Liberty Ford
2006 Ford Focus T10	District	Vehicles	8/22/2013	9150	($4,000.00)	($4,000.00)	($4,000.00)	Liberty Ford
2004 Ford Ranger T11	Maintenance	Vehicles	8/22/2013	9150	($4,000.00)	($4,000.00)	($4,000.00)	Liberty Ford
2008 Ford F350	District	Vehicles	8/22/2013	9150	$32,273.50	$32,273.50	$32,273.50	Liberty Ford
2012 Dodge Grand Caravan	District	Vehicles	3/10/2014	9150	$17,283.50	$17,283.50	$17,283.50	Ganley Dodge, Inc.
2004 Mercury Monterey T12	District	Vehicles	3/10/2014	9150	($2,783.50)	($2,783.50)	($2,783.50)	Ganley Dodge, Inc.
2011 Ford F250	District	Vehicles	11/13/2014	9150	$30,220.50	$30,220.50	$30,220.50	Liberty Ford
2006 Ford Freestar T13	District	Vehicles	11/13/2014	9150	($1,000.00)	($1,000.00)	($1,000.00)	Liberty Ford
2003 Ford F250 T14	District	Vehicles	11/13/2014	9150	($9,000.00)	($9,000.00)	($9,000.00)	Liberty Ford
2010 Ford F250	District	Vehicles	1/29/2015	9150	$23,783.50	$23,783.50	$23,783.50	Liberty Ford
1999 Chevy Truck Trade-In	District	Vehicles	1/29/2015	9150	($5,000.00)	($5,000.00)	($5,000.00)	Liberty Ford
2011 Ford Ranger	District	Vehicles	4/30/2015	9150	$21,183.50	$21,183.50	$21,183.50	Liberty Ford
EZ-Go Utility Vehicle	MS	Vehicles	11/19/2015	9150	$3,500.00	$3,500.00	$3,500.00	Baker Vehicle Systems, Inc.
2003 Ford Ranger T15	District	Vehicles	4/14/2016	9150	($1,583.50)	($1,583.50)	($1,583.50)	Liberty Ford
2012 Ford Escape	District	Vehicles	4/14/2016	9150	$14,583.50	$14,583.50	$14,583.50	Liberty Ford
EZ-Go Utility Vehicle-Trade In T16	High School	Vehicles	6/30/2016	9150	($804.00)	($804.00)	($804.00)	Baker Vehicle Systems, Inc.
Truckster Golf Cart	High School	Vehicles	6/30/2016	9150	$8,104.00	$8,104.00	$8,104.00	Baker Vehicle Systems, Inc.
EZ-Go Golf Cart	District	Vehicles	7/31/2016	9150	$7,424.00	$7,424.00	$7,424.00	Baker Vehicle Systems, Inc.
Ventrac 4227-Trade In	District	F&E	12/22/2016	9150	($2,500.00)	($2,500.00)	($2,500.00)	Baker Vehicle Systems, Inc.
Ventrac 4500 Tractor-Trade In	District	F&E	12/22/2016	9150	$32,834.94	$32,834.94	$32,834.94	Baker Vehicle Systems, Inc.
New Holland Tractor Cab	District	F&E	2/9/2017	9150	$7,405.00	$7,405.00	$7,405.00	Medina Tractor Sales
Year-end adjustment	District		6/30/2017	9314	$24,647.33	$24,647.33	$24,647.33	Move exp from SCC9314
2005 Ford E150 Van T17	District	Vehicles	9/22/2017	9150	($3,000.00)	($3,000.00)	($3,000.00)	Liberty Ford
2015 Ford Transit	District	Vehicles	9/22/2017	9150	$30,273.50	$30,273.50	$30,273.50	Liberty Ford
Planetarium Project:								
Planetarium Projection System	High School	F&E	5/2/2013	9150	$59,000.00	$59,000.00	$59,000.00	Spitz, Inc.
Planetarium Projection System	High School	F&E	6/27/2013	9150	$31,300.00	$31,300.00	$31,300.00	Spitz, Inc.
Planetarium Projection System	High School	F&E	4/30/2014	9150	($4,555.00)	($4,555.00)	($4,555.00)	Corr. Posting-To 004-9164
PTO Technology:								
Elmo Camera	Lomond	F&E	5/8/2009	9169	$636.00	$636.00	$636.00	Cousin's Video
Computer equipment	Boulevard	F&E	7/24/2009	9169	$10,861.00	$10,861.00	$10,861.00	Smart Ed Services
Computer equipment	Woodbury	F&E	6/30/2010	9169	$950.32	$950.32	$950.32	Easy Graphics and MCPc
Computer equipment	Boulevard	F&E	10/27/2010	9169	$6,534.60	$6,534.60	$6,534.60	Easy Graphics and MCPc
Computer equipment	Woodbury	F&E	8/30/2011	9169	$25,000.00	$25,000.00	$25,000.00	Smart Ed Services
Sound System	Mercer	F&E	1/31/2012	9169	$4,500.00	$4,500.00	$4,500.00	Soundcom Systems

OTHER

PROJECT December 31 2018	BUILDING	Land, Building Vehicles, F&E	CHECK DATE	SPECIAL COST CENTER	ESTIMATED COST	ACTUAL COST MTD	ACTUAL COST TO DATE	CONTRACTOR/ VENDOR
Document Camera	Boulevard	F&E	4/30/2014	9169	$6,998.00	$6,998.00	$6,998.00	Corr. Posting-From FD 001 Tech
Chromebooks	Middle School	F&E	6/30/2016	9169	$14,520.00	$14,520.00	$14,520.00	CDI Computer Dealers Inc
HP LasetJet Printer	Middle School	F&E	1/10/2017	9169	$224.99	$224.99	$224.99	American Express-Amazon
Chromebooks	Middle School	F&E	1/26/2017	9169	$6,630.00	$6,630.00	$6,630.00	CDI Computer Dealers Inc
Computer Charging Station	Middle School	F&E	1/31/2017	9169	$889.65	$889.65	$889.65	School Outfitters
Smartboard	Middle School	F&E	3/16/2017	9169	$1,808.00	$1,808.00	$1,808.00	Tierney Brothers, Inc
Chromebooks	Middle School	F&E	4/7/2017	9169	($7,520.00)	($7,520.00)	($7,520.00)	CDI Computer Dealers Inc
Zing Laser Cutter	Middle School	F&E	6/29/2017	9169	$947.36	$947.36	$947.36	Buckeye Educational Systems
Video Card	Middle School	F&E	2/10/2019	9169	$630.94	$630.94	$630.94	Micro Center
Projector	Middle School	F&E	2/10/2019	9169	$521.70	$521.70	$521.70	CDW Government
Tech Supplies	District	F&E	3/10/2019	9169	$36.93	$36.93	$36.93	Ace Hardware
Tech Supplies	District	F&E	3/10/2019	9169	$249.72	$249.72	$249.72	Home Depot
Tech Supplies	District	F&E	3/10/2019	9169	$101.70	$101.70	$101.70	Amazon
Tech Supplies	District	F&E	3/10/2019	9169	$189.99	$189.99	$189.99	Amazon
Tech Supplies	District	F&E	3/10/2019	9169	$16.99	$16.99	$16.99	Microcenter
Tech Supplies	District	F&E	3/10/2019	9169	$19.99	$19.99	$19.99	Play N Trade
Cable Supplies	Middle School	F&E	4/10/2019	9169	$5.98	$5.98	$5.98	Amazon
Robotics Supplies	Middle School	F&E	4/10/2019	9169	$582.26	$582.26	$582.26	CustomInk
Robotics Supplies	Middle School	F&E	5/10/2019	9169	$610.69	$610.69	$610.69	CustomInk
Robotics Equipment	Middle School	F&E	6/10/2019	9169	$1,876.05	$1,876.05	$1,876.05	Home Depot
PTO Projects:								
Maps and Signage	District	F&E	12/7/2009	9170	$1,890.00	$1,890.00	$1,890.00	Carrollgraphics
Signage	District	F&E	12/9/2009	9170	$447.00	$447.00	$447.00	Carrollgraphics
Onaway Pavers	Onaway	Building	6/30/2010	9170	$1,500.00	$1,500.00	$1,500.00	
MS Microwave	Middle School	F&E	4/30/2012	9170	$91.74	$91.74	$91.74	Staples
Personalized Learning Center:								
Professional Services-Code Study	PLC	Building	7/31/2014	9316	$5,200.00	$5,200.00	$5,200.00	Neville Architects
Window Blinds	PLC	F&E	8/28/2014	9316	$2,347.92	$2,347.92	$2,347.92	Rochelle Platt Window Treatments
Network Design/Implementation	PLC	F&E	8/28/2014	9316	$3,332.00	$3,332.00	$3,332.00	I/S Integration Specialists
Electrical Outlets	PLC	F&E	8/28/2014	9316	$2,700.00	$2,700.00	$2,700.00	Hidden Valley Electric Inc
Painting	PLC	F&E	8/22/2014	9316	$7,500.00	$7,500.00	$7,500.00	Quality Care Painting
Monthly Internet Access	PLC	F&E	8/18/2014	9316	$565.00	$565.00	$565.00	Time Warner
Take down and disposal of partitions	PLC	F&E	8/22/2014	9316	$880.00	$880.00	$880.00	J.C. Sharp Corp.
Monthly Internet Access	PLC	F&E	9/12/2014	9316	$476.83	$476.83	$476.83	Time Warner
Electrical Outlets	PLC	F&E	9/16/2014	9316	$1,600.00	$1,600.00	$1,600.00	Hidden Valley Electric Inc
Ceiling and ceiling tiles	PLC	F&E	9/16/2014	9316	$1,268.00	$1,268.00	$1,268.00	D&J Structural Contracting
Monthly Internet Access	PLC	F&E	10/22/2014	9316	$450.00	$450.00	$450.00	Time Warner
Fire Alarm System	PLC	F&E	10/16/2014	9316	$2,920.00	$2,920.00	$2,920.00	Continental Fire & Security
Emergency Lighting	PLC	F&E	10/23/2014	9316	$2,125.00	$2,125.00	$2,125.00	Hidden Valley Electric Inc
Carpet Tiles	PLC	F&E	11/13/2014	9316	$9,280.50	$9,280.50	$9,280.50	The Floor Show, Calvetta Bros.
Doors	PLC	F&E	11/13/2014	9316	$18,292.00	$18,292.00	$18,292.00	Midland Hardware
Monthly Internet Access	PLC	F&E	11/20/2014	9316	$450.00	$450.00	$450.00	Time Warner
Monthly Internet Access	PLC	F&E	12/12/2014	9316	$450.00	$450.00	$450.00	Time Warner

OTHER

PROJECT December 31 2018	BUILDING	Land, Building Vehicles, F&E	CHECK DATE	SPECIAL COST CENTER	ESTIMATED COST	ACTUAL COST MTD	ACTUAL COST TO DATE	CONTRACTOR/ VENDOR
Monthly Internet Access	PLC	F&E	1/20/2015	9316	$450.00	$450.00	$450.00	Time Warner
Monthly Internet Access	PLC	F&E	2/17/2015	9316	$450.00	$450.00	$450.00	Time Warner
Surveillance Equipment	PLC	F&E	3/16/2015	9316	$7,200.00	$7,200.00	$7,200.00	21st Century Alarm/Data
Emergency Lighting Installation	PLC	F&E	3/16/2015	9316	$2,450.00	$2,450.00	$2,450.00	Hidden Valley Electric Inc
Fire Prevention System	PLC	F&E	4/9/2015	9316	$10,000.00	$10,000.00	$10,000.00	Breck's Plumbing Services
Fire Exit Devices	PLC	F&E	4/30/2015	9316	$2,754.89	$2,754.89	$2,754.89	Midland Hardware
Fire Prevention System	PLC	F&E	5/15/2015	9316	$7,540.00	$7,540.00	$7,540.00	Breck's Plumbing Services
Duct Work Installation	PLC	F&E	5/21/2015	9316	$5,150.00	$5,150.00	$5,150.00	Air-Temp Mechanical, Inc
Cable infrastructure and equipment	PLC	F&E	5/31/2015	9316	$10,539.09	$10,539.09	$10,539.09	Cable Communications
Desktop Computers	PLC	F&E	5/31/2015	9316	$3,858.35	$3,858.35	$3,858.35	Chicago Micro
Architectural Services	PLC	F&E	5/31/2015	9316	$15,556.75	$15,556.75	$15,556.75	Neville Architects
Architectural Services	PLC	F&E	5/31/2015	9316	$20,439.60	$20,439.60	$20,439.60	Neville Architects
Overage on furniture	PLC	F&E	5/31/2015	9316	$2,343.91	$2,343.91	$2,343.91	Various
Drywall, ceiling, bathroom and tile repairs	PLC	F&E	9/30/2015	9316	$17,667.00	$17,667.00	$17,667.00	D&J Structural Contracting
Architectural Services	PLC	F&E	9/30/2015	9316	$1,647.50	$1,647.50	$1,647.50	Neville Architects
Auditorium Equipment	PLC	F&E	10/29/2015	9316	$7,494.93	$7,494.93	$7,494.93	Tierney Brothers, Inc
Fire Alarm System	PLC	F&E	10/30/2015	9316	$2,414.00	$2,414.00	$2,414.00	Continental Fire & Security
Office Max & OMSP Receipt								
Woodbury Clock Tower								
Cupola Repair	WO	Building	9/30/2015	9314	$42,896.42	$42,896.42	$42,896.42	Precision Environmental
Project Admin/Safety Assessment	WO	Building	9/30/2015	9314	$4,009.10	$4,009.10	$4,009.10	Van Auken Akins Architects
Clock Tower Repair	WO	Building	1/21/2016	9314	$6,319.51	$6,319.51	$6,319.51	Van Auken Akins Architects
Clock Tower Repair	WO	Building	2/18/2016	9314	$14,407.34	$14,407.34	$14,407.34	Van Auken Akins Architects
Clock Tower Repair	WO	Building	3/17/2016	9314	$2,737.35	$2,737.35	$2,737.35	Van Auken Akins Architects
Clock Tower Repair	WO	Building	4/14/2016	9314	$1,162.70	$1,162.70	$1,162.70	Van Auken Akins Architects
Clock Tower Repair	WO	Building	5/19/2016	9314	$5,320.00	$5,320.00	$5,320.00	Van Auken Akins Architects
Clock Tower Repair	WO	Building	5/31/2016	9314	$43,749.73	$43,749.73	$43,749.73	Envirocom Construction, Inc.
Clock Tower Repair	WO	Building	6/20/2016	9314	$209.42	$209.42	$209.42	Van Auken Akins Architects
Clock Tower Repair	WO	Building	7/31/2016	9314	$1,315.36	$1,315.36	$1,315.36	Professional Service Industries, Inc
Clock Tower Repair	WO	Building	7/21/2016	9314	$155,620.67	$155,620.67	$155,620.67	Envirocom Construction, Inc.
Clock Tower Repair	WO	Building	8/24/2016	9314	$128,403.75	$128,403.75	$128,403.75	Envirocom Construction, Inc.
Woodbury Pavers	WO	Land	8/25/2016	9314	$9,250.00	$9,250.00	$9,250.00	Romanin Concrete, Inc.
Brick display for Woodbury bell	WO	F&E	9/15/2016	9314	$3,432.56	$3,432.56	$3,432.56	Licursi Garden Center, Inc.
Bronze Plaque	WO	F&E	9/30/2016	9314	$1,128.75	$1,128.75	$1,128.75	Gino's Awards
Foam Boards	WO	F&E	9/30/2016	9314	$11.62	$11.62	$11.62	ARC Document Solutions
Rigging Service-Relocate bell	WO	F&E	9/29/2016	9314	$3,500.00	$3,500.00	$3,500.00	Shippers Highway Express, Inc.
Structural Steel Inspection	WO	F&E	9/22/2016	9314	$723.00	$723.00	$723.00	Professional Service Industries, Inc
New Brick Pedestal	WO	F&E	9/15/2016	9314	$4,925.00	$4,925.00	$4,925.00	R. Chapman Masonry & Const.
Clock Tower Repair	WO	F&E	10/28/2016	9314	$78,415.63	$78,415.63	$78,415.63	Envirocom Construction, Inc.
Clock Tower Gutter Replacement	WO	F&E	11/30/2016	9314	$4,613.83	$4,613.83	$4,613.83	Envirocom Construction, Inc.
Clock Tower Repair	WO	F&E	11/10/2016	9314	$3,715.00	$3,715.00	$3,715.00	Van Auken Akins Architects
Clock Tower Repair	WO	F&E	12/10/2016	9314	$1,445.20	$1,445.20	$1,445.20	Professional Service Industries, Inc
Clock Tower Repair	WO	F&E	12/22/2016	9314	$9,495.70	$9,495.70	$9,495.70	Van Auken Akins Architects
Clock Tower Repair	WO	F&E	1/18/2017	9314	$15,560.00	$15,560.00	$15,560.00	Envirocom Construction, Inc.

OTHER

PROJECT December 31 2018	BUILDING	Land, Building Vehicles, F&E	CHECK DATE	SPECIAL COST CENTER	ESTIMATED COST	ACTUAL COST MTD	ACTUAL COST TO DATE	CONTRACTOR/ VENDOR
Parking Lot & Tennis Courts								
Tennis Court Improvements	District	Land	9/30/2015	9314	$10,501.10	$10,501.10	$10,501.10	Van Auken Akins Architects
Adminstration Parking Lot	District	Land	9/30/2015	9314	$9,900.00	$9,900.00	$9,900.00	Van Auken Akins Architects
Parking Lot & Tennis Court Repair	District	Land	12/17/2015	9314	$1,356.31	$1,356.31	$1,356.31	Van Auken Akins Architects
Parking Lot & Tennis Court Repair	District	Land	1/14/2016	9314	$3,800.00	$3,800.00	$3,800.00	Van Auken Akins Architects
Parking Lot & Tennis Court Repair	District	Land	1/31/2016	9314	$2,550.00	$2,550.00	$2,550.00	Van Auken Akins Architects
Parking Lot & Tennis Court Repair	District	Land	1/31/2016	9314	$3,476.85	$3,476.85	$3,476.85	Van Auken Akins Architects
Parking Lot & Tennis Court Repair	District	Land	2/29/2016	9314	$850.00	$850.00	$850.00	Van Auken Akins Architects
Parking Lot & Tennis Court Repair	District	Land	3/17/2016	9315	$2,550.88	$2,550.88	$2,550.88	Van Auken Akins Architects
Parking Lot & Tennis Court Repair	District	Land	4/14/2016	9315	$761.25	$761.25	$761.25	Van Auken Akins Architects
Parking Lot & Tennis Court Repair	District	Land	5/26/2016	9314	$24,750.00	$24,750.00	$24,750.00	Perrin Asphalt Company, Inc.
Parking Lot & Tennis Court Repair	District	Land	6/20/2016	9314	$851.91	$851.91	$851.91	Van Auken Akins Architects
Parking Lot & Tennis Court Repair	District	Land	6/30/2016	9314	$759.35	$759.35	$759.35	Van Auken Akins Architects
Parking Lot & Tennis Court Repair	District	Land	7/10/2016	9314	$479.50	$479.50	$479.50	Professional Service Industries, Inc
Parking Lot & Tennis Court Repair	District	Land	7/31/2016	9314	$127,905.71	$127,905.71	$127,905.71	Perrin Asphalt Company, Inc.
Parking Lot Landscaping	District	Land	7/31/2016	9314	$7,554.00	$7,554.00	$7,554.00	Bordonaros Landscaping Co.
Tennis Courts Drinking Fountain	HS	Land	7/26/2016	9314	$3,383.34	$3,383.34	$3,383.34	The Cleveland Plumbing Supply Co
Parking Lot & Tennis Court Repair	District	Land	8/11/2016	9314	$340,650.00	$340,650.00	$340,650.00	Perrin Asphalt Company, Inc.
Parking Lot & Tennis Court Repair	District	Land	10/20/2016	9314	$102,654.00	$102,654.00	$102,654.00	Perrin Asphalt Company, Inc.
Void prior FY Check #136725	District	Land	11/10/2016	9314	($850.00)	($850.00)	($850.00)	Van Auken Akins Architects
Parking Lot & Tennis Court Repair	District	Land	11/10/2016	9314	$1,240.12	$1,240.12	$1,240.12	Van Auken Akins Architects
Parking Lot & Tennis Court Repair	District	Land	11/17/2016	9314	$4,528.22	$4,528.22	$4,528.22	Van Auken Akins Architects
Parking Lot & Tennis Court Repair	District	Land	12/10/2016	9314	$8,496.50	$8,496.50	$8,496.50	Professional Service Industries, Inc
Parking Lot & Tennis Court Repair	District	Land	1/12/2017	9314	$1,326.00	$1,326.00	$1,326.00	Van Auken Akins Architects
Tennis Court Improvements	District	F&E	1/19/2017	9314	$2,122.42	$2,122.42	$2,122.42	Oncourt Offcourt, LTD
Parking Lot & Tennis Court Repair	District	F&E	3/16/2017	9314	$324.99	$324.99	$324.99	Van Auken Akins Architects
Parking Lot & Tennis Court Repair	District	F&E	9/19/2017	9314	$64,897.75	$64,897.75	$64,897.75	Perrin Asphalt Company, Inc.
Assessment & Master Planning								
Assessment & Master Planning	District	Building	1/14/2016	9314	$28,125.20	$28,125.20	$28,125.20	Van Auken Akins Architects
Assessment & Master Planning	District	Building	1/28/2016	9314	$78,264.17	$78,264.17	$78,264.17	Van Auken Akins Architects
Assessment & Master Planning	District	Building	2/18/2016	9314	$4,282.09	$4,282.09	$4,282.09	Van Auken Akins Architects
Assessment & Master Planning	District	Building	3/17/2016	9314	$18,376.19	$18,376.19	$18,376.19	Van Auken Akins Architects
Assessment & Master Planning	District	Building	4/14/2016	9314	$11,298.00	$11,298.00	$11,298.00	Van Auken Akins Architects
Assessment & Master Planning	District	Building	5/19/2016	9314	$8,282.50	$8,282.50	$8,282.50	Van Auken Akins Architects
Assessment & Master Planning	District	Building	6/20/2016	9314	$1,506.32	$1,506.32	$1,506.32	Van Auken Akins Architects
Assessment & Master Planning	District	Building	6/30/2016	9314	$1,591.00	$1,591.00	$1,591.00	Van Auken Akins Architects
Middle School Site Analysis								
Middle School Boundary Survey	District	Building	8/25/2016	9314	$9,500.00	$9,500.00	$9,500.00	Dempsey Surveying Co.
Middle School Site Analysis	District	Building	9/15/2016	9314	$10,125.00	$10,125.00	$10,125.00	Van Auken Akins Architects
Middle School Site Analysis	District	Building	9/22/2016	9314	$3,402.50	$3,402.50	$3,402.50	Van Auken Akins Architects
Onaway Parking Lot								
Onaway Parking Lot	ON	Land	9/30/2015	9314	$9,900.00	$9,900.00	$9,900.00	Van Auken Akins Architects
Onaway Parking Lot	ON	Land	12/17/2015	9314	$412.50	$412.50	$412.50	Van Auken Akins Architects

OTHER

PROJECT December 31 2018	BUILDING	Land, Building Vehicles, F&E	CHECK DATE	SPECIAL COST CENTER	ESTIMATED COST	ACTUAL COST MTD	ACTUAL COST TO DATE	CONTRACTOR/ VENDOR
Onaway Parking Lot	ON	Land	1/14/2016	9314	$3,800.00	$3,800.00	$3,800.00	Van Auken Akins Architects
Onaway Parking Lot	ON	Land	1/31/2016	9314	$1,237.50	$1,237.50	$1,237.50	Van Auken Akins Architects
Onaway Parking Lot	ON	Land	1/31/2016	9314	$1,650.00	$1,650.00	$1,650.00	Van Auken Akins Architects
Onaway Parking Lot	ON	Land	2/29/2016	9314	$412.50	$412.50	$412.50	Van Auken Akins Architects
Onaway Parking Lot	ON	Land	3/17/2016	9314	$1,237.50	$1,237.50	$1,237.50	Van Auken Akins Architects
Onaway Parking Lot	ON	Land	4/14/2016	9314	$330.00	$330.00	$330.00	Van Auken Akins Architects
Onaway Parking Lot	ON	Land	6/20/2016	9314	$330.00	$330.00	$330.00	Van Auken Akins Architects
Onaway Parking Lot	ON	Land	6/30/2016	9314	$330.00	$330.00	$330.00	Van Auken Akins Architects
Void prior FY Check #136725	ON	Land	11/10/2016	9314	($412.50)	($412.50)	($412.50)	Van Auken Akins Architects
Onaway Parking Lot	ON	Land	11/10/2016	9314	$412.50	$412.50	$412.50	Van Auken Akins Architects
Onaway Parking Lot	ON	Land	11/17/2016	9314	($660.00)	($660.00)	($660.00)	Van Auken Akins Architects
High School South Parking Lot								
High School South Parking Lot	HS	Land	1/31/2016	9314	$1,331.25	$1,331.25	$1,331.25	Van Auken Akins Architects
High School South Parking Lot	HS	Land	1/31/2016	9314	$1,775.00	$1,775.00	$1,775.00	Van Auken Akins Architects
High School South Parking Lot	HS	Land	2/29/2016	9314	$443.75	$443.75	$443.75	Van Auken Akins Architects
High School South Parking Lot	HS	Land	3/17/2016	9314	$1,331.25	$1,331.25	$1,331.25	Van Auken Akins Architects
High School South Parking Lot	HS	Land	4/14/2016	9314	$355.00	$355.00	$355.00	Van Auken Akins Architects
High School South Parking Lot	HS	Land	6/20/2016	9314	$355.00	$355.00	$355.00	Van Auken Akins Architects
High School South Parking Lot	HS	Land	6/30/2016	9314	$355.00	$355.00	$355.00	Van Auken Akins Architects
High School South Parking Lot	HS	Land	9/30/2015	9314	$10,650.00	$10,650.00	$10,650.00	Van Auken Akins Architects
Void prior FY Check #136725	HS	Land	11/10/2016	9314	($443.75)	($443.75)	($443.75)	Van Auken Akins Architects
High School South Parking Lot	HS	Land	11/10/2016	9314	$443.75	$443.75	$443.75	Van Auken Akins Architects
High School South Parking Lot	HS	Land	11/17/2016	9314	($710.00)	($710.00)	($710.00)	Van Auken Akins Architects
Middle School Design Labs	MS	F&E	9/30/2015	9314	$7,500.00	$7,500.00	$7,500.00	Van Auken Akins Architects
Year-end adjustment	District		6/30/2017	9314	($24,647.33)	($24,647.33)	($24,647.33)	Move exp to SCC9150
Fernway Fire								
Fernway Fire Remediation	Fernway	Building	7/31/2018	9620	$250,000.00	$250,000.00	$250,000.00	All Disaster Services
Fernway Fire Remediation	Fernway	Building	8/8/2018	9620	$250,000.00	$250,000.00	$250,000.00	All Disaster Services
Fernway Fire Remediation	Fernway	Building	8/14/2018	9620	$200,000.00	$200,000.00	$200,000.00	All Disaster Services
Fernway Fire Remediation	Fernway	Building	8/24/2018	9620	$200,000.00	$200,000.00	$200,000.00	All Disaster Services
Fernway Parking Lot emergency Services	Fernway	Building	9/14/2018	9620	$10,000.00	$10,000.00	$10,000.00	Van Auken Akins Architects
Fernway Parking Lot emergency Services	Fernway	Building	9/30/2018	9620	$45.25	$45.25	$45.25	Van Auken Akins Architects
Fernway Fire Remediation	Fernway	Building	9/12/2018	9620	$360,000.00	$360,000.00	$360,000.00	All Disaster Services
Fernway Fire Remediation	Fernway	Building	9/24/2018	9620	$200,000.00	$200,000.00	$200,000.00	All Disaster Services
Fernway Fire Enhancements	Fernway	Building	10/30/2018	9620	$20,781.25	$20,781.25	$20,781.25	Van Auken Akins Architects
Fernway Fire Renovation	Fernway	Building	10/30/2018	9620	$61,592.13	$61,592.13	$61,592.13	Van Auken Akins Architects
Fernway Fire Remediation	Fernway	Building	10/19/2018	9620	$25,000.00	$25,000.00	$25,000.00	All Disaster Services
Fernway Fire Renovation	Fernway	Building	11/12/2018	9620	$51,521.34	$51,521.34	$51,521.34	Van Auken Akins Architects
Fernway Fire Remediation	Fernway	Building	11/15/2018	9620	$100,000.00	$100,000.00	$100,000.00	NBD International, Inc.
Fernway Fire Remediation	Fernway	Building	12/7/2018	9620	$18,465.00	$18,465.00	$18,465.00	Squire Legal expense
Fernway Fire Remediation	Fernway	Building	12/21/2018	9620	$64,928.50	$64,928.50	$64,928.50	Van Auken Akins Architects
Fernway Fire Remediation	Fernway	Building	12/12/2018	9620	$200,000.00	$200,000.00	$200,000.00	All Disaster Services

OTHER

PROJECT December 31 2018	BUILDING	Land, Building Vehicles, F&E	CHECK DATE	SPECIAL COST CENTER	ESTIMATED COST	ACTUAL COST MTD	ACTUAL COST TO DATE	CONTRACTOR/ VENDOR
Fernway Fire Remediation	Fernway	Building	1/3/2019	9620	$319,054.00	$319,054.00	$319,054.00	All Disaster Services
Fernway Fire Remediation	Fernway	Building	1/17/2019	9620	$70,401.84	$70,401.84	$70,401.84	MDCB, LLC
Fernway Fire Remediation	Fernway	Building	1/17/2019	9620	$46,458.75	$46,458.75	$46,458.75	NBD International, Inc.
Fernway Fire Renovation	Fernway	Building	1/17/2019	9620	$112,632.66	$112,632.66	$112,632.66	Van Auken Akins Architects
Fernway Fire Renovation	Fernway	Building	2/4/2019	9620	$329,023.57	$329,023.57	$329,023.57	Gilbane Building Company
Fernway Fire Renovation	Fernway	Building	2/11/2019	9620	$368,756.90	$368,756.90	$368,756.90	Gilbane Building Company
Fernway Fire Renovation	Fernway	Building	2/21/2019	9620	$111,472.68	$111,472.68	$111,472.68	Van Auken Akins Architects
Fernway Fire Renovation	Fernway	Building	3/1/2019	9620	$387,059.10	$387,059.10	$387,059.10	Gilbane Building Company
Fernway Fire Renovation	Fernway	Building	3/26/2019	9620	$162,951.54	$162,951.54	$162,951.54	Gilbane Building Company
Fernway Fire Enhancements	Fernway	Building	3/26/2019	9620	$146,546.81	$146,546.81	$146,546.81	Van Auken Akins Architects
Project Management Services	Fernway	Building	3/27/2019	9620	$2,970.00	$2,970.00	$2,970.00	Cleora Management
Project Management Services	Fernway	Building	3/28/2019	9620	$7,640.72	$7,640.72	$7,640.72	Cleora Management
Fernway Building Enhancements	Fernway	Building	4/11/2019	9620	$9,800.00	$9,800.00	$9,800.00	Van Auken Akins Architects
Fernway Building Renovation	Fernway	Building	4/23/2019	9620	$76,632.55	$76,632.55	$76,632.55	Van Auken Akins Architects
Fernway Building Enhancements	Fernway	Building	4/23/2019	9620	$57,311.36	$57,311.36	$57,311.36	Van Auken Akins Architects
Fernway Building Renovation	Fernway	Building	4/23/2019	9620	$204,171.54	$204,171.54	$204,171.54	Gilbane Building Company
Project Management Services	Fernway	Building	5/13/2019	9620	$2,624.58	$2,624.58	$2,624.58	Cleora Management
Project Management Services	Fernway	Building	5/22/2019	9620	$3,264.61	$3,264.61	$3,264.61	Cleora Management
Fernway Building Enhancements	Fernway	Building	5/15/2019	9620	$76,993.50	$76,993.50	$76,993.50	Van Auken Akins Architects
Oversight and Remediation	Fernway	Building	5/22/2019	9620	$7,085.00	$7,085.00	$7,085.00	Electro-Analytical, Inc
Fernway Building Enhancements	Fernway	Building	6/30/2019	9620	$26,011.88	$26,011.88	$26,011.88	Van Auken Akins Architects
Fernway Building Renovation	Fernway	Building	6/30/2019	9620	$40,902.98	$40,902.98	$40,902.98	Van Auken Akins Architects
Fernway Building Enhancements	Fernway	Building	6/30/2019	9620	$9.28	$9.28	$9.28	Van Auken Akins Architects
Fernway Building Renovation	Fernway	Building	6/10/2019	9620	$105,098.38	$105,098.38	$105,098.38	Gilbane Building Company
Fernway Abatement Oversight	Fernway	Building	6/12/2019	9620	$41,536.25	$41,536.25	$41,536.25	Electro-Analytical, Inc
FE Park/Playground Recording Costs	Fernway	F&E	6/20/2019	9620	$315.50	$315.50	$315.50	Chicago Title Insurance Co
Project Management Services	Fernway	Building	7/3/2019	9620	$8,273.34	$8,273.34	$8,273.34	Cleora Management
Fernway Fire Renovation	Fernway	Building	7/18/2019	9620	$168,282.78	$168,282.78	$168,282.78	Gilbane Building Company
Permit for Remodel & Addition	Fernway	Building	7/24/2019	9620	$41,167.91	$41,167.91	$41,167.91	City of Shaker Heights
Fernway Fire Renovation	Fernway	Building	7/25/2019	9620	$674,792.29	$674,792.29	$674,792.29	Gilbane Building Company
Professional Design Services	Fernway	Building	7/31/2019	9620	$171,509.13	$171,509.13	$171,509.13	Van Auken Akins Architects LLC
Fernway Building Enhancements	Fernway	Building	8/23/2019	9620	$27.84	$27.84	$27.84	Van Auken Akins Architects LLC
Fernway Building Renovation	Fernway	Building	8/23/2019	9620	$39,080.35	$39,080.35	$39,080.35	Van Auken Akins Architects LLC
Fernway Building Enhancements	Fernway	Building	8/30/2019	9620	$1,600.86	$1,600.86	$1,600.86	Van Auken Akins Architects LLC
Fernway Building Renovation	Fernway	Building	8/30/2019	9620	$26,730.20	$26,730.20	$26,730.20	Van Auken Akins Architects LLC
Fernway Building Enhancements	Fernway	Building	8/30/2019	9620	$9,577.24	$9,577.24	$9,577.24	Van Auken Akins Architects LLC
Fernway Building Renovation	Fernway	Building	8/30/2019	9620	$3,586.00	$3,586.00	$3,586.00	Cleora Management
Fernway Building Renovation	Fernway	Building	8/30/2019	9620	$1,389,695.15	$1,389,695.15	$1,389,695.15	Gilbane Building Company
Temporary Electrical Services Installation	Fernway	Building	9/20/2019	9620	$9,815.97	$9,815.97	$9,815.97	Illuminating Co.
Permanent Electrical Services Installation	Fernway	Building	9/30/2019	9620	$12,228.56	$12,228.56	$12,228.56	Illuminating Co.
Fernway Building Enhancements	Fernway	Building	9/30/2019	9620	$15,416.04	$15,416.04	$15,416.04	Van Auken Akins Architects LLC
Construction projects Adjustment	District	Building	9/30/2019	9620	($1,882,943.76)	($1,882,943.76)	($1,882,943.76)	Gilbane Building Company
Fernway Building Renovation	Fernway	Building	10/3/2019	9620	$1,764.13	$1,764.13	$1,764.13	Cleora Management
Fernway Building Renovation	Fernway	Building	10/21/2019	9620	$381,876.32	$381,876.32	$381,876.32	Gilbane Building Company
Fernway Building Renovation	Fernway	Building	10/22/2019	9620	$1,673.38	$1,673.38	$1,673.38	Cleora Management

OTHER

PROJECT December 31 2018	BUILDING	Land, Building Vehicles, F&E	CHECK DATE	SPECIAL COST CENTER	ESTIMATED COST	ACTUAL COST MTD	ACTUAL COST TO DATE	CONTRACTOR/ VENDOR
Fernway Building Renovation	Fernway	Building	10/29/2019	9620	$33,119.62	$33,119.62	$33,119.62	Van Auken Akins Architects LLC
Fernway Building Enhancements	Fernway	Building	10/31/2019	9620	$10,141.42	$10,141.42	$10,141.42	Van Auken Akins Architects LLC
Fernway Building Renovation	Fernway	Building	10/31/2019	9620	$982,455.58	$982,455.58	$982,455.58	Gilbane Building Company
Fernway Building Renovation	Fernway	Building	11/26/2019	9620	$1,430,056.30	$1,430,056.30	$1,430,056.30	Gilbane Building Company
Testing and Inspection	Fernway	Building	11/30/2019	9620	$2,803.00	$2,803.00	$2,803.00	Professional Service Industries
Fernway Building Renovation	Fernway	Building	11/30/2019	9620	$9,500.09	$9,500.09	$9,500.09	Van Auken Akins Architects LLC
Fernway Building Enhancements	Fernway	Building	11/30/2019	9620	$4.75	$4.75	$4.75	Van Auken Akins Architects LLC
Fernway Building Renovation	Fernway	Building	12/17/2019	9620	$1,245,228.95	$1,245,228.95	$1,245,228.95	Gilbane Building Company
Fernway Building Renovation	Fernway	Building	12/6/2019	9620	$2,360.88	$2,360.88	$2,360.88	Cleora Management
Fernway Building Renovation	Fernway	Building	12/20/2019	9620	$3,528.26	$3,528.26	$3,528.26	Cleora Management
Fernway Building Enhancements	Fernway	Building	1/31/2020	9620	$10,171.88	$10,171.88	$10,171.88	Van Auken Akins Architects LLC
Fernway Building Renovation	Fernway	Building	1/31/2020	9620	$4,792.86	$4,792.86	$4,792.86	Van Auken Akins Architects LLC
Fernway Building Renovation	Fernway	Building	1/31/2020	9620	$1,490.00	$1,490.00	$1,490.00	Professional Service Industries
Fernway Building Renovation	Fernway	Building	1/31/2020	9620	$4,800.08	$4,800.08	$4,800.08	Van Auken Akins Architects LLC
Fernway Building Enhancements	Fernway	Building	1/31/2020	9620	$3,218.94	$3,218.94	$3,218.94	Van Auken Akins Architects LLC
Fernway Building Renovation	Fernway	Building	1/21/2020	9620	$2,921.88	$2,921.88	$2,921.88	Cleora Management
Fernway Building Renovation	Fernway	Building	1/21/2020	9620	$1,286,085.68	$1,286,085.68	$1,286,085.68	Gilbane Building Company
Fernway Building Renovation	Fernway	Building	2/28/2020	9620	$28,596.20	$28,596.20	$28,596.20	Van Auken Akins Architects LLC
Fernway Building Renovation	Fernway	Building	2/28/2020	9620	$4,678.26	$4,678.26	$4,678.26	Cleora Management
Fernway Building Renovation	Fernway	Building	2/28/2020	9620	$1,124,474.48	$1,124,474.48	$1,124,474.48	Gilbane Building Company
Fernway Building Renovation	Fernway	Building	3/31/2020	9620	$963,310.53	$963,310.53	$963,310.53	Gilbane Building Company
Project Management Services	Fernway	Building	3/31/2020	9620	$8,926.50	$8,926.50	$8,926.50	Cleora Management
Water Department Permits	Fernway	Building	3/31/2020	9620	$2,645.00	$2,645.00	$2,645.00	City of Cleveland
Total Non-Bond - Other							**$24,120,256.35**	

T# - Vehicle Trade In Reference

NON-BOND SOURCES
SSF PROJECTS

PROJECT December 31 2018	BUILDING	Land, Building Vehicles, F&E	CHECK DATE	SPECIAL COST CENTER	ESTIMATED COST	ACTUAL COST MTD	ACTUAL COST TO DATE	CONTRACTOR/ VENDOR
Peter's Garden								
excavation, furnishings, irrigation & landscaping	Onaway	Land Impr	11/14/2005	9164	$106,007.28	$106,007.28	$106,007.28	Vizmeg Landscape Inc.
correction to SSF share for P's Garden	Onaway	Land Impr	6/30/2006	9164	($702.00)	($702.00)	($702.00)	transfer to nonbond fund SCC 9150
site improvement landscaping	Onaway	Land Impr	1/13/2006	9164	$2,685.12	$2,685.12	$2,685.12	Vizmeg Landscape Inc.
site improvement landscaping	Onaway	Land Impr	1/27/2006	9164	$5,485.60	$5,485.60	$5,485.60	Vizmeg Landscape Inc.
School Technology Projects								
reimbursement for 2 projectors	District	9165	6/30/2006	9165	$1,688.00	$1,688.00	$1,688.00	reimb to District (SMART Ed Serv)
reimb for installation of 2 Smart bds	High School	F&E	6/30/2006	9165	$3,007.00	$3,007.00	$3,007.00	reimb to District (SMART Ed Serv)
R&W contribtn for 12 flat monitors	Fernway	F&E	6/30/2006	9165	$1,200.00	$1,200.00	$1,200.00	reimb to District (Dell Comp)
R&W contribtn for TV installations	Mercer	F&E	8/26/2006	9165	$2,800.00	$2,800.00	$2,800.00	reimb to District (labor costs)
partial reimbursemnt for 4 projectors*	District	F&E	6/30/2006	9165	$1,936.00	$1,936.00	$1,936.00	reimbursement to District
R&W contribtn toward 4 projectors*	District	F&E	6/30/2006	9165	$1,259.05	$1,259.05	$1,259.05	reimbursement to District
R&W contribtn for 22 computers*	Middle School	F&E	6/30/2006	9165	$19,584.00	$19,584.00	$19,584.00	reimbursement to District
R&W contribtn for 10 computers*	Lomond	F&E	7/18/2006	9165	$9,546.00	$9,546.00	$9,546.00	reimb to District (Dell Comp)
R&W contribtn for sound system	Boulevard	F&E	5/19/2007	9165	$389.00	$389.00	$389.00	reimbursement to District
R&W contribtn - projector & lamp	Boulevard	F&E	5/19/2007	9165	$789.00	$789.00	$789.00	reimbursement to District
R&W contribtn for sound system	Fernway	F&E	5/19/2007	9165	$389.00	$389.00	$389.00	reimbursement to District
R&W contribtn-2 projectors & lamps	Fernway	F&E	5/19/2007	9165	$2,075.09	$2,075.09	$2,075.09	reimbursement to District
R&W contribtn-auditorium computer	Woodbury	F&E	5/19/2007	9165	$726.00	$726.00	$726.00	reimbursement to District
Computer paid by SSF	Lomond	F&E	3/15/2008	9165	$1,025.00	$1,025.00	$1,025.00	Shaker Schools Foundation
Computer paid by SSF	Lomond	F&E	3/15/2008	9165	$2,694.00	$2,694.00	$2,694.00	Shaker Schools Foundation
construction documents-auditorium	Woodbury	Building	7/31/2006	9162	$927.05	$927.05	$927.05	City Architecture
construction documents-auditorium	Woodbury	Building	12/20/2006	9162	$1,414.73	$1,414.73	$1,414.73	City Architecture
Computer and Sound Equipment	District	F&E	10/31/2008	9167	$26,278.98	$26,278.98	$26,278.98	Simon Technology Solutions
Sound System for Choir Room	High School	F&E	11/26/2008	9167	$2,340.00	$2,340.00	$2,340.00	Sound Solutions
Installation labor	Onaway	F&E	1/9/2009	9167	$1,057.50	$1,057.50	$1,057.50	Simon Technology Solutions
Installation labor	Boulevard	F&E	1/9/2009	9167	$1,527.50	$1,527.50	$1,527.50	Simon Technology Solutions
Computer and Sound Equipment	District	F&E	3/6/2009	9167	$46,360.61	$46,360.61	$46,360.61	Smart Ed. Services
Adjust coding - SmartBoard/Projector	District	F&E	4/29/2009	9167	$4,658.00	$4,658.00	$4,658.00	Transfer from Technology
Adjust coding - Camera	District	F&E	4/29/2009	9167	$636.00	$636.00	$636.00	Transfer from Technology
Distance learning equipment	District	F&E	7/24/2009	9167	$3,003.48	$3,003.48	$3,003.48	Wide Area Media
Smartboards-ME, WO	District	F&E	5/28/2010	9167	$6,265.00	$6,265.00	$6,265.00	Smart Ed. Services
Lecture Podium and Flag Poles	District	F&E	6/30/2010	9165	$1,055.00	$1,055.00	$1,055.00	Shaker Schools Foundation
Smartboards-BO	Boulevard	F&E	8/5/2010	9167	$7,589.00	$7,589.00	$7,589.00	Smart Ed. Services
Havorka-Laptop	District	F&E	9/30/2010	9165	$1,200.00	$1,200.00	$1,200.00	Shaker Schools Foundation
Netbooks-MS	Middle School	F&E	9/30/2010	9167	$1,055.70	$1,055.70	$1,055.70	Shaker Schools Foundation
Smartboards	District	F&E	9/30/2010	9167	$18,180.00	$18,180.00	$18,180.00	Shaker Schools Foundation
Smartboards-ON	Onaway	F&E	9/30/2010	9167	$3,134.00	$3,134.00	$3,134.00	Shaker Schools Foundation
Adjust Coding-Sound System	Onaway	F&E	6/6/2011	9167	$1,588.00	$1,588.00	$1,588.00	Transfer from Technology
Adjust Coding-Poster Printer	Boulevard	F&E	6/6/2011	9167	$1,682.50	$1,682.50	$1,682.50	Transfer from Technology
Adjust Coding-Small Aud Projector	High School	F&E	6/20/2011	9167	$6,934.00	$6,934.00	$6,934.00	Transfer from Technology
Adjust Coding-Phys Ed Projector	Middle School	F&E	6/20/2011	9167	$640.00	$640.00	$640.00	Transfer from Technology

Lar

SSF PROJECTS

PROJECT December 31 2018	BUILDING	Land, Building Vehicles, F&E	CHECK DATE	SPECIAL COST CENTER	ESTIMATED COST	ACTUAL COST MTD	ACTUAL COST TO DATE	CONTRACTOR/ VENDOR
Smartboard and Installation	Woodbury	F&E	8/30/2011	9167	$9,500.00	$9,500.00	$9,500.00	Smart Ed. Services
Adjust Coding-Smartboard	High School	F&E	8/31/2011	9167	$1,649.00	$1,649.00	$1,649.00	Transfer from Technology
Adjust Coding-Dell Netbook	High School	F&E	8/31/2011	9167	$5,195.25	$5,195.25	$5,195.25	Transfer from Technology
Adjust Coding-Smartboards	District	F&E	10/31/2011	9167	$24,308.00	$24,308.00	$24,308.00	Transfer from Technology
Adjust Coding-Dell Computers	District	F&E	10/31/2011	9167	$9,350.00	$9,350.00	$9,350.00	Transfer from Technology
Laptop Cart	Middle School	F&E	10/27/2011	9167	$1,201.20	$1,201.20	$1,201.20	Spectrum Industries
Smartboard and Installation	Middle School	F&E	11/11/2011	9167	$1,802.00	$1,802.00	$1,802.00	Smart Ed. Services
Dell Laptop	Middle School	F&E	11/17/2011	9167	$3,450.00	$3,450.00	$3,450.00	Dell Computer
Smartboards and Installation	Fernway	F&E	4/30/2012	9167	$8,625.00	$8,625.00	$8,625.00	Dell Computer
Portable Document Camera	District	F&E	5/4/2012	9167	$579.00	$579.00	$579.00	Easy Graphics Corp.
iPads and AppleCare	District	F&E	6/8/2012	9167	$1,143.99	$1,143.99	$1,143.99	Apple Inc.
iPad and AppleCare	Middle School	F&E	7/11/2012	9167	$598.00	$598.00	$598.00	Apple Inc.
AverVision Document Camera	Onaway	F&E	9/13/2012	9167	$1,757.00	$1,757.00	$1,757.00	Easy Graphics Corp.
Smartboard and Installation	Middle School	F&E	9/20/2012	9167	$3,586.00	$3,586.00	$3,586.00	Smart Ed. Services
Document Camera	Mercer	F&E	10/25/2012	9167	$1,096.00	$1,096.00	$1,096.00	Easy Graphics Corp.
Smartboards and Installation	District	F&E	11/15/2012	9167	$16,476.00	$16,476.00	$16,476.00	Smart Ed. Services
Turning Point NXT 26	Woodbury	F&E	11/29/2012	9167	$8,586.95	$8,586.95	$8,586.95	Easy Graphics Corp.
Document Camera	Mercer	F&E	12/27/2012	9167	$1,645.00	$1,645.00	$1,645.00	Easy Graphics Corp.
OptiPlex 790 Desktop PC	Boulevard	F&E	1/18/2013	9167	$11,763.75	$11,763.75	$11,763.75	Dell Computer
Document Camera	Mercer	F&E	2/21/2013	9167	$1,645.00	$1,645.00	$1,645.00	Easy Graphics Corp.
Document Camera	Mercer	F&E	3/28/2013	9167	$552.00	$552.00	$552.00	Easy Graphics Corp.
Document Camera	High School	F&E	4/30/2013	9167	$1,257.52	$1,257.52	$1,257.52	CDW*Government
Photoshop License	District	F&E	4/11/2013	9167	$320.02	$320.02	$320.02	CDW*Government
Electronic Equipment	District	F&E	5/31/2013	9167	$7,372.00	$7,372.00	$7,372.00	Schoolhouse Electronics, LLC
Document Camera	Mercer	F&E	7/31/2013	9167	$1,674.00	$1,674.00	$1,674.00	Easy Graphics Corp.
License & Development Plan	Woodbury	F&E	8/22/2013	9167	$2,715.00	$2,715.00	$2,715.00	Easy Graphics Corp.
Turning Point Set & Doc Camera	District	F&E	9/19/2013	9167	$7,359.20	$7,359.20	$7,359.20	Easy Graphics Corp.
Smartboards	Middle School	F&E	9/19/2013	9167	$7,945.00	$7,945.00	$7,945.00	Tierney Brothers, Inc
Document Camera	Onaway	F&E	9/26/2013	9167	$1,178.00	$1,178.00	$1,178.00	Easy Graphics Corp.
Adjust Coding-Artboards	District	F&E	9/22/2013	9167	$3,618.77	$3,618.77	$3,618.77	Transfer from Technology
Smartboard Installation	Middle School	F&E	10/9/2013	9167	$1,610.00	$1,610.00	$1,610.00	Tierney Brothers, Inc
Document Camera	Onaway	F&E	11/8/2013	9167	$579.00	$579.00	$579.00	Easy Graphics Corp.
Document Camera	Onaway	F&E	11/14/2013	9167	$594.00	$594.00	$594.00	Easy Graphics Corp.
3D Printer	High School	F&E	11/14/2013	9167	$2,627.19	$2,627.19	$2,627.19	Makerbot Industries
Hardware Support	Woodbury	F&E	12/19/2013	9167	$1,275.00	$1,275.00	$1,275.00	CDW*Government
Document Camera	Onaway	F&E	12/31/2013	9167	$1,181.50	$1,181.50	$1,181.50	Easy Graphics Corp.
Laptop Cart	Woodbury	F&E	12/13/2013	9167	$9,190.79	$9,190.79	$9,190.79	CDW*Government
Electronic Equipment	Middle School	F&E	12/13/2013	9167	$2,580.00	$2,580.00	$2,580.00	Schoolhouse Electronics, LLC
Digital Camera	Mercer	F&E	1/24/2014	9167	$273.95	$273.95	$273.95	Amazon.com
Smartboard and Installation	High School	F&E	1/17/2014	9167	$1,821.00	$1,821.00	$1,821.00	Tierney Brothers, Inc
HP Care Pack Hardware Support	Mercer	F&E	6/30/2014	9167	$2,669.05	$2,669.05	$2,669.05	CDW*Government
Computer Equipment & Warranty	Fernway	F&E	7/31/2014	9167	$11,925.44	$11,925.44	$11,925.44	CDW*Government
iPad Mini and AppleCare	Onaway	F&E	11/20/2014	9167	$2,868.00	$2,868.00	$2,868.00	Apple Inc.
Document Cameras	Onaway	F&E	12/11/2014	9167	$1,194.00	$1,194.00	$1,194.00	Easy Graphics Corp.
Smartboards and Service	Woodbury	F&E	12/29/2014	9167	$4,198.50	$4,198.50	$4,198.50	Tierney Brothers, Inc

SSF PROJECTS

PROJECT December 31 2018	BUILDING	Land, Building Vehicles, F&E	CHECK DATE	SPECIAL COST CENTER	ESTIMATED COST	ACTUAL COST MTD	ACTUAL COST TO DATE	CONTRACTOR/ VENDOR
Smartboards	Mercer	F&E	1/22/2015	9167	$2,198.00	$2,198.00	$2,198.00	Tierney Brothers, Inc
Smartboard Mount	Mercer	F&E	2/23/2015	9167	$349.00	$349.00	$349.00	Tierney Brothers, Inc
Smartboard Mount and Service	Mercer	F&E	4/16/2015	9167	$760.00	$760.00	$760.00	Tierney Brothers, Inc
Document Camera	Middle School	F&E	5/21/2015	9167	$2,725.00	$2,725.00	$2,725.00	Easy Graphics Corp.
Digital Cameras and Flash Drives	Lomond	F&E	10/10/2015	9167	$2,439.60	$2,439.60	$2,439.60	Amazon.com
Document Cameras	District	F&E	11/30/2015	9167	$842.00	$842.00	$842.00	Easy Graphics Corp.
Projector, equipment & installation	Onaway	F&E	12/10/2015	9167	$2,855.17	$2,855.17	$2,855.17	Tierney Brothers, Inc
Chromebooks	District	F&E	4/30/2016	9167	$65,044.00	$65,044.00	$65,044.00	CDW*Government
Chromebooks	District	F&E	6/30/2016	9167	$8,999.98	$8,999.98	$8,999.98	CDI Computer Dealers Inc
Charging Station	Boulevard	F&E	9/15/2016	9167	$1,639.62	$1,639.62	$1,639.62	School Outfitters
Chromebooks	District	F&E	11/10/2016	9167	$23,340.04	$23,340.04	$23,340.04	CDI Computer Dealers Inc
Smartboard and mount	Mercer	F&E	11/10/2016	9167	$538.00	$538.00	$538.00	Tierney Brothers, Inc
Sound System	Woodbury	F&E	12/8/2016	9167	$2,198.00	$2,198.00	$2,198.00	Tierney Brothers, Inc
Smartboard	Mercer	F&E	12/8/2016	9167	$1,479.00	$1,479.00	$1,479.00	Tierney Brothers, Inc
Software Licenses	Mercer	F&E	2/28/2017	9167	$989.55	$989.55	$989.55	Learning A-Z
Pugmill-Clay Machine	Woodbury	F&E	5/4/2017	9167	$4,499.00	$4,499.00	$4,499.00	Sheffield Pottery
Zing Laser Cutter	Middle School	F&E	6/29/2017	9167	$3,563.72	$3,563.72	$3,563.72	Buckeye Educational Systems
Correction of prior period expense		F&E	12/31/2017	9165	$94,742.74	$94,742.74	$94,742.74	Move exp from SCC 9150
Correction of prior period expense		F&E	12/31/2017	9167	$33,244.34	$33,244.34	$33,244.34	Move exp from SCC 9150
iPad cases for HS Music	High School	F&E	3/10/2018	9167	$161.92	$161.92	$161.92	Amazon.com
iPad and AppleCare	High School	F&E	4/13/2018	9167	$1,194.00	$1,194.00	$1,194.00	Apple Inc.
iPad reimbursement	Boulevard	F&E	5/11/2018	9167	($135.00)	($135.00)	($135.00)	SSF Grant
iPad and AppleCare	Boulevard	F&E	6/12/2018	9167	$378.00	$378.00	$378.00	Apple Inc.
Newsela Subscription	Woodbury	F&E	11/29/2018	9167	$3,000.00	$3,000.00	$3,000.00	Newsela, Inc
Computer for Art Room	High School	F&E	1/11/2019	9167	$1,185.97	$1,185.97	$1,185.97	Dell Computer
Cables for Art Room Computer	High School	F&E	1/17/2019	9167	$874.21	$874.21	$874.21	Cable Communications
Read & Write Subscription	District	F&E	2/28/2019	9167	$12,176.80	$12,176.80	$12,176.80	Textheld, Inc.
OptiPlex Desktop Computers	High School	F&E	7/31/2019	9167	$2,000.57	$2,000.57	$2,000.57	Dell Computer
eSports Club Equipment	High School	F&E	9/10/2019	9167	$844.88	$844.88	$844.88	Microcenter
eSports Club Equipment	High School	F&E	10/10/2019	9167	$466.97	$466.97	$466.97	Amazon.com
3D Printer	High School	F&E	11/30/2019	9167	$5,001.26	$5,001.26	$5,001.26	Form Labs, Inc
3D Printer Software	High School	F&E	12/10/2019	9167	$585.00	$585.00	$585.00	Robert McNeel & Associates
Art iPads	High School	F&E	12/10/2019	9167	$2,438.94	$2,438.94	$2,438.94	Amazon.com
SAM labs	Mercer	F&E	2/28/2020	9167	$3,798.00	$3,798.00	$3,798.00	SAM labs Inc.
iPod Touch & Applecare	Woodbury	F&E	2/28/2020	9167	$3,870.00	$3,870.00	$3,870.00	Apple Inc.
iPad cases	Woodbury	F&E	3/31/2020	9167	$134.70	$134.70	$134.70	Apple Inc.
Dell Laptop	High School	F&E	3/31/2020	9167	$36,118.00	$36,118.00	$36,118.00	Dell Computer
SSF Tech-Shaker's First Class								
iPads and AppleCare	District	F&E	5/20/2016	9165	$13,460.00	$13,460.00	$13,460.00	Apple Inc.
iPad charging dock	District	F&E	6/20/2016	9165	$1,203.28	$1,203.28	$1,203.28	CDW*Government
iPad cases	District	F&E	6/23/2016	9165	$1,009.80	$1,009.80	$1,009.80	CDW*Government
Document Cameras	District	F&E	6/23/2016	9165	$563.00	$563.00	$563.00	Easy Graphics Corp.
Books	District	F&E	8/25/2016	9165	$333.98	$333.98	$333.98	Lakeshore Learning Materials
Books	District	F&E	9/15/2016	9165	$132.30	$132.30	$132.30	DEMCO
Books	District	F&E	9/9/2016	9165	$354.90	$354.90	$354.90	The Library Store, Inc

SSF PROJECTS

PROJECT December 31 2018	BUILDING	Land, Building Vehicles, F&E	CHECK DATE	SPECIAL COST CENTER	ESTIMATED COST	ACTUAL COST MTD	ACTUAL COST TO DATE	CONTRACTOR/ VENDOR
High School Large Auditorium								
SSF share of total cost	High School	Building	2/29/2008	9166	$800,000.00	$800,000.00	$800,000.00	Shaker Schools Foundation
SSF share of total cost	High School	Building	7/31/2008	9166	$70,000.00	$70,000.00	$70,000.00	Shaker Schools Foundation
SSF share of total cost	High School	Building	6/30/2010	9166	$100,000.00	$100,000.00	$100,000.00	Shaker Schools Foundation
SSF share of total cost	High School	Building	3/31/2012	9166	$68,125.30	$68,125.30	$68,125.30	SSF (10/31/2009)
Craig Stout Technology Projects								
Computer and Sound Equipment	Library	F&E	9/11/2008	9168	$15,591.00	$15,591.00	$15,591.00	Easy Graphics Corp.
Document Cameras	District	F&E	11/25/2008	9168	$2,661.08	$2,661.08	$2,661.08	CDW*Government Inc
Computer and Sound Equipment	District	F&E	3/6/2009	9168	$74,777.07	$74,777.07	$74,777.07	Smart Ed. Services
Turning Point-Receiver, Case, Card	District	F&E	12/15/2011	9168	$642.00	$642.00	$642.00	Easy Graphics Corp.
eInstruction Mobi System	High School	F&E	1/19/2012	9168	$1,398.00	$1,398.00	$1,398.00	CIM Technology Solutions
Kindles**	District	F&E	12/9/2011	9168	$594.00	$594.00	$594.00	Corr. Posting-From Fund 001 Tech.
Distribution of Posting**	District	F&E	3/6/2009	9168	$3,873.00	$3,873.00	$3,873.00	Corr. Posting-From Fund 001 Tech.
Distribution of Posting**	District	F&E	5/22/2009	9168	$5,097.85	$5,097.85	$5,097.85	Corr. Posting-From Fund 001 Tech.
High School Planetarium Project								
Planetarium Projection System	High School	F&E	6/27/2013	9164	$86,572.50	$86,572.50	$86,572.50	Spitz, Inc.
Planetarium Projection System	High School	F&E	10/31/2013	9164	$58,872.50	$58,872.50	$58,872.50	Spitz, Inc.
Planetarium Projection System	High School	F&E	10/31/2013	9167	$6,000.00	$6,000.00	$6,000.00	Spitz, Inc.
Planetarium Projection System	High School	F&E	4/30/2014	9164	$4,555.00	$4,555.00	$4,555.00	Corr. Posting-From 004-9150
Personalized Learning Center Donor Support								
Laptops and Projectors	PLC	F&E	6/26/2014	9315	$3,232.93	$3,232.93	$3,232.93	CDW*Government
Equipment Cart and marker Board	PLC	F&E	6/26/2014	9315	$973.28	$973.28	$973.28	DEMCO, Inc.
Telephones, Licenses & Equipment	PLC	F&E	6/26/2014	9315	$9,091.00	$9,091.00	$9,091.00	Information Systems Integration
Computer Equipment	PLC	F&E	7/10/2014	9315	$2,568.85	$2,568.85	$2,568.85	Various online stores
iPad	PLC	F&E	7/18/2014	9315	$4,580.00	$4,580.00	$4,580.00	Apple Store
Computer Equipment & Service	PLC	F&E	8/22/2014	9315	$23,629.49	$23,629.49	$23,629.49	CDW*Government
Furniture	PLC	F&E	8/31/2014	9315	$36,547.91	$36,547.91	$36,547.91	Ohio Desk
Projection Screen Wall Brackets	PLC	F&E	8/10/2014	9315	$24.06	$24.06	$24.06	CDW*Government
Flat Screen TV and Mount	PLC	F&E	8/10/2014	9315	$939.58	$939.58	$939.58	Best Buy
Backpacks for IC students	PLC	F&E	9/10/2014	9315	$900.00	$900.00	$900.00	Bags in Bulk
Smartboard	PLC	F&E	9/26/2014	9315	$3,001.00	$3,001.00	$3,001.00	Tierney Brothers, Inc
Office Chairs	PLC	F&E	9/26/2014	9315	$312.00	$312.00	$312.00	Independence Business Supply
Bronze Plaques	PLC	F&E	9/26/2014	9315	$5,430.00	$5,430.00	$5,430.00	Carrollgraphics
Cable infrastructure and equipment	PLC	F&E	9/26/2014	9315	$10,539.09	$10,539.09	$10,539.09	Cable Communications
Architectural Services	PLC	F&E	9/16/2014	9315	$15,556.75	$15,556.75	$15,556.75	Neville Architects
Tables and Chairs	PLC	F&E	9/16/2014	9315	$11,495.00	$11,495.00	$11,495.00	Contract Source Inc
Signage	PLC	F&E	10/9/2014	9315	$206.00	$206.00	$206.00	Carrollgraphics
Desktop Computers	PLC	F&E	10/16/2014	9315	$3,858.35	$3,858.35	$3,858.35	Chicago Micro
Tables and Chairs	PLC	F&E	10/30/2014	9315	$2,489.54	$2,489.54	$2,489.54	Ohio Desk
Storage Cabinets	PLC	F&E	10/10/2014	9315	$625.15	$625.15	$625.15	Independence Business Supply
Bulletin Boards	PLC	F&E	10/10/2014	9315	$291.87	$291.87	$291.87	Independence Business Supply
Headphones	PLC	F&E	10/29/2014	9315	$490.80	$490.80	$490.80	CDW*Government
Tables	PLC	F&E	11/6/2014	9315	$1,818.88	$1,818.88	$1,818.88	Ohio Desk
Chair	PLC	F&E	11/20/2014	9315	$312.00	$312.00	$312.00	Independence Business Supply

SSF PROJECTS

PROJECT December 31 2018	BUILDING	Land, Building Vehicles, F&E	CHECK DATE	SPECIAL COST CENTER	ESTIMATED COST	ACTUAL COST MTD	ACTUAL COST TO DATE	CONTRACTOR/ VENDOR
Display Integration Services	PLC	F&E	11/20/2014	9315	$894.94	$894.94	$894.94	Tierney Brothers, Inc
Table	PLC	F&E	11/30/2014	9315	$548.50	$548.50	$548.50	Ohio Desk
Folding Tables	PLC	F&E	12/18/2014	9315	$496.16	$496.16	$496.16	Ohio Desk
File drawers	PLC	F&E	12/10/2014	9315	$275.97	$275.97	$275.97	Independence Business Supply
Architectural Services	PLC	F&E	12/29/2014	9315	$20,439.60	$20,439.60	$20,439.60	Neville Architects
Smartboard Warranty	PLC	F&E	1/22/2015	9315	$69.00	$69.00	$69.00	Tierney Brothers, Inc
Cable infrastructure and equipment	PLC	F&E	5/31/2015	9315	($10,539.09)	($10,539.09)	($10,539.09)	Cable Communications
Desktop Computers	PLC	F&E	5/31/2015	9315	($3,858.35)	($3,858.35)	($3,858.35)	Chicago Micro
Architectural Services	PLC	F&E	5/31/2015	9315	($15,556.75)	($15,556.75)	($15,556.75)	Neville Architects
Architectural Services	PLC	F&E	5/31/2015	9315	($20,439.60)	($20,439.60)	($20,439.60)	Neville Architects
Overage on furniture	PLC	F&E	5/31/2015	9315	($2,343.91)	($2,343.91)	($2,343.91)	Various
Architectural Services	PLC	F&E	8/21/2015	9315	$1,647.50	$1,647.50	$1,647.50	Neville Architects
Architectural Services	PLC	F&E	8/21/2015	9315	($1,647.50)	($1,647.50)	($1,647.50)	Neville Architects
General Projects								
Reading Books	District	F&E	6/8/2012	9182	$975.22	$975.22	$975.22	Scholastic Magazines
Total SSF Projects							**$2,244,879.02**	

** expense reclassified to Bond Fund from General Fund in Jan '07*

*** expense reclassified to SCC 9168 from General Fund in June '12*

FY2018 BOND ISSUE

PROJECT	BUILDING	Land Impr., Building, Vehicles, F&E	CHECK DATE	SPECIAL COST CENTER	ESTIMATED COST	ACTUAL COST MTD	ACTUAL COST TO DATE	CONTRACTOR/ VENDOR
FY18 Bond $20.1 MM - SCC 9400								
ON & HS Parking Lots	District	Land Impr.	2/16/2018	9400	$7,643.80	$7,643.80	$7,643.80	Van Auken Akins Architects LLC
Professional Design Services	District	Building	3/12/2018	9400	$210,273.14	$210,273.14	$210,273.14	Legat Architects, Inc
Onaway Parking Lot	Onaway	Land Impr.	4/12/2018	9400	$21,676.55	$21,676.55	$21,676.55	Van Auken Akins Architects LLC
High School South Parking Lot	High School	Land Impr.	4/12/2018	9400	$10,397.60	$10,397.60	$10,397.60	Van Auken Akins Architects LLC
High School Boiler	High School	F&E	4/30/2018	9400	$92,976.80	$92,976.80	$92,976.80	DB Johnson Company
Elevator Renovation	High School	F&E	5/11/2018	9400	$80,940.00	$80,940.00	$80,940.00	Lakeland Management Systems Inc
High School Parking Lot	High School	Land Impr.	5/11/2018	9400	$3,083.08	$3,083.08	$3,083.08	Van Auken Akins Architects LLC
Onaway Parking Lot	Onaway	Land Impr.	5/11/2018	9400	$8,475.81	$8,475.81	$8,475.81	Van Auken Akins Architects LLC
Construction Site Stormwater Permit	Onaway	Land Impr.	5/17/2018	9400	$200.00	$200.00	$200.00	Treasurer, State of Ohio (Ohio EPA)
Facilities Improvement	District	Building	6/7/2018	9400	$70,949.51	$70,949.51	$70,949.51	Legat Architects, Inc
Facilities Improvement	District	Building	6/14/2018	9400	$70,337.52	$70,337.52	$70,337.52	Legat Architects, Inc
Elevator Modification	High School	F&E	6/28/2018	9400	$45,080.00	$45,080.00	$45,080.00	Lakeland Management Systems Inc
High School Parking Lot	High School	Land Impr.	6/28/2018	9400	$1,890.00	$1,890.00	$1,890.00	Van Auken Akins Architects LLC
Onaway Parking Lot	Onaway	Land Impr.	6/28/2018	9400	$2,482.75	$2,482.75	$2,482.75	Van Auken Akins Architects LLC
High School Boiler	High School	F&E	6/28/2018	9400	$146,106.40	$146,106.40	$146,106.40	DB Johnson Company
High School Parking Lot	High School	Land Impr.	6/30/2018	9400	$2,663.63	$2,663.63	$2,663.63	Van Auken Akins Architects LLC
BO Security Upgrades	Boulevard	F&E	7/24/2018	9400	$42,250.31	$42,250.31	$42,250.31	Bailey Communications, Inc.
HS Security Upgrades	High School	F&E	7/24/2018	9400	$42,250.32	$42,250.32	$42,250.32	Bailey Communications, Inc.
HS Foundation & Wall Repair	High School	Building	7/24/2018	9400	$71,691.00	$71,691.00	$71,691.00	Lakeland Management Systems Inc
ON Foundation & Wall Repair	Onaway	Building	7/24/2018	9400	$36,753.00	$36,753.00	$36,753.00	Lakeland Management Systems Inc
ME Renovation of Classroom Space	Mercer	Building	7/24/2018	9400	$43,440.00	$43,440.00	$43,440.00	Lakeland Management Systems Inc
Elevator Modification	High School	F&E	7/24/2018	9400	$40,963.00	$40,963.00	$40,963.00	Lakeland Management Systems Inc
Pilot Classroom Renovations	District	F&E	7/24/2018	9400	$67,609.70	$67,609.70	$67,609.70	Sterling Professional Group
High School Parking Lot Improvements	High School	Land Impr.	7/31/2018	9400	$88,780.00	$88,780.00	$88,780.00	Chagrin Valley Paving
Onaway Parking Lot	Onaway	Land Impr.	7/31/2018	9400	$64,814.00	$64,814.00	$64,814.00	Chagrin Valley Paving
Professional Design Services	District	Building	7/31/2018	9400	$10,699.80	$10,699.80	$10,699.80	Legat Architects, Inc
Onaway Parking Lot	Onaway	Land Impr.	7/31/2018	9400	$4,157.19	$4,157.19	$4,157.19	Van Auken Akins Architects LLC
Woodbury Elementary Roof Replacement	Woodbury	Building	8/8/2018	9400	$271,637.68	$271,637.68	$271,637.68	Garland/DBS, Inc.
Onaway Elemtary School Roof	Onaway	Building	8/8/2018	9400	$52,029.60	$52,029.60	$52,029.60	Garland/DBS, Inc.
High School Parking Lot	High School	Land Impr.	8/8/2018	9400	$85,272.24	$85,272.24	$85,272.24	Chagrin Valley Paving
Onaway Parking Lot	Onaway	Land Impr.	8/8/2018	9400	$296,588.95	$296,588.95	$296,588.95	Chagrin Valley Paving
High School Water Line	High School	Land Impr.	8/8/2018	9400	$33,869.70	$33,869.70	$33,869.70	Chagrin Valley Paving
Onaway Sidewalk and Curb	Onaway	Land Impr.	8/8/2018	9400	$2,839.42	$2,839.42	$2,839.42	Chagrin Valley Paving
High School Parking Lot	High School	Land Impr.	8/8/2018	9400	$10,220.14	$10,220.14	$10,220.14	Chagrin Valley Paving
High School Parking Lot	High School	Land Impr.	8/8/2018	9400	$46,422.82	$46,422.82	$46,422.82	Chagrin Valley Paving
District Wide Niagara Automation Sys	District	Building	8/14/2018	9400	$109,271.70	$109,271.70	$109,271.70	Gardiner Service Company
High School and Blvd Security upgrades	HS/Blvd	Building	8/14/2018	9400	$66,213.78	$66,213.78	$66,213.78	Bailey Communications, Inc.
Pilot Classroom Renovations	District	Building	8/18/2018	9400	$15,916.00	$15,916.00	$15,916.00	Sterling Professional Group
High School and Blvd Roof Repair	HS/Blvd	Building	8/18/2018	9400	$235,580.00	$235,580.00	$235,580.00	Lakeland Management Systems Inc
High School Boiler	High School	Building	8/18/2018	9400	$26,564.80	$26,564.80	$26,564.80	DB Johnson Company
Middle School Painting	Middle School	Building	8/18/2018	9400	$6,565.00	$6,565.00	$6,565.00	Kastra, LLC
High School Elevator Modernization	High School	Building	8/18/2018	9400	$69,299.00	$69,299.00	$69,299.00	Lakeland Management Systems Inc
Mercer Classroom Renovation	Mercer	Building	8/18/2018	9400	$26,942.00	$26,942.00	$26,942.00	Lakeland Management Systems Inc
HS Foundation & Wall Repair	High School	Building	8/18/2018	9400	$85,409.00	$85,409.00	$85,409.00	Lakeland Management Systems Inc
ON Foundation & Wall Repair	Onaway	Building	8/18/2018	9400	$16,115.00	$16,115.00	$16,115.00	Lakeland Management Systems Inc

FY2018 BOND ISSUE

PROJECT	BUILDING	Land Impr., Building, Vehicles, F&E	CHECK DATE	SPECIAL COST CENTER	ESTIMATED COST	ACTUAL COST MTD	ACTUAL COST TO DATE	CONTRACTOR/ VENDOR
High School Boiler	High School	Building	8/18/2018	9400	$517,960.00	$517,960.00	$517,960.00	ABC Piping, CO.
Middle School Painting	Middle School	Building	8/23/2018	9400	$157,560.00	$157,560.00	$157,560.00	Kastra, LLC
Professional Design Services	District	Building	8/23/2018	9400	$22,155.00	$22,155.00	$22,155.00	Legat Architects, Inc
High School Abatement	High School	Building	8/23/2018	9400	$26,240.00	$26,240.00	$26,240.00	Total Environmental Services
Mercer Abatement	Mercer	Building	8/23/2018	9400	$4,200.00	$4,200.00	$4,200.00	Total Environmental Services
Onaway Parking Lot Design Srv	Onaway	Land Impr.	8/23/2018	9400	$4,859.07	$4,859.07	$4,859.07	Van Auken Akins Architects LLC
ON & HS Parking Lots	Onaway /HS	Land Impr.	9/14/2018	9400	$17,827.33	$17,827.33	$17,827.33	Van Auken Akins Architects LLC
District Automation System	District	Building	9/21/2018	9400	$51,796.80	$51,796.80	$51,796.80	Gardiner Service Company
High School and Blvd Security upgrades	HS/Blvd	Building	9/21/2018	9400	$13,229.59	$13,229.59	$13,229.59	Bailey Communications, Inc.
Onaway Elemtary School Roof	Onaway	Building	9/21/2018	9400	$174,173.95	$174,173.95	$174,173.95	Garland/DBS, Inc.
Mercer Classroom Renovation	Mercer	Building	9/21/2018	9400	$40,051.00	$40,051.00	$40,051.00	Lakeland Management Systems Inc
Woodbury Elementary Roof Replacement	Woodbury	Building	9/21/2018	9400	$573,558.29	$573,558.29	$573,558.29	Garland/DBS, Inc.
Pilot Classroom Renovations	District	Building	9/24/2018	9400	$274,381.26	$274,381.26	$274,381.26	Sterling Professional Group
Professional Design Services	District	Building	9/27/2018	9400	$50,272.64	$50,272.64	$50,272.64	Legat Architects, Inc
Woodbury Elementary Roof Replacement	Woodbury	Building	9/30/2018	9400	$362,041.23	$362,041.23	$362,041.23	Garland/DBS, Inc.
High School and Blvd Roof Repair	HS/Blvd	Building	9/30/2018	9400	$41,725.00	$41,725.00	$41,725.00	Lakeland Management Systems Inc
High School South Parking Lot	High School	Land Impr.	9/30/2018	9400	$3,947.39	$3,947.39	$3,947.39	Van Auken Akins Architects LLC
High School Elevator Modernization	High School	Building	9/30/2018	9400	$32,978.00	$32,978.00	$32,978.00	Lakeland Management Systems Inc
Mercer Classroom Renovation	Mercer	Building	9/30/2018	9400	$8,576.00	$8,576.00	$8,576.00	Lakeland Management Systems Inc
Mercer Waterline Replacement	Mercer	Building	9/30/2018	9400	$80,751.16	$80,751.16	$80,751.16	Tap Construction Ltd.
High School Elevator Modernization	High School	Building	9/30/2018	9400	$21,680.00	$21,680.00	$21,680.00	Lakeland Management Systems Inc
High School South Parking Lot	High School	Land Impr.	9/30/2018	9400	$236,324.82	$236,324.82	$236,324.82	Chagrin Valley Paving
Onaway Parking Lot	Onaway	Land Impr.	9/30/2018	9400	$161,426.63	$161,426.63	$161,426.63	Chagrin Valley Paving
High School South Parking Lot	High School	Land Impr.	10/12/2018	9400	$320.00	$320.00	$320.00	Van Auken Akins Architects LLC
Onaway Parking Lot	Onaway	Land Impr.	10/12/2018	9400	$3,495.25	$3,495.25	$3,495.25	Van Auken Akins Architects LLC
District Automation System	District	Building	10/17/2018	9400	$129,406.50	$129,406.50	$129,406.50	Gardiner Service Company
Pilot Classroom Renovations	District	Building	10/17/2018	9400	$35,993.04	$35,993.04	$35,993.04	Sterling Professional Group
High School and Blvd Security upgrades	HS/Blvd	Building	10/17/2018	9400	$14,769.36	$14,769.36	$14,769.36	Bailey Communications, Inc.
HS/ON Foundation & Wall Repair	HS/ON	Land Impr.	10/17/2018	9400	$23,927.60	$23,927.60	$23,927.60	Lakeland Management Systems Inc
Onaway Parking Lot	Onaway	Land Impr.	10/26/2018	9400	$3,100.00	$3,100.00	$3,100.00	Van Auken Akins Architects LLC
Woodbury Elementary Roof Replacement	Woodbury	Building	10/30/2018	9400	$60,829.12	$60,829.12	$60,829.12	Garland/DBS, Inc.
Woodbury Elementary Roof Replacement	Woodbury	Building	10/30/2018	9400	$13,246.80	$13,246.80	$13,246.80	Garland/DBS, Inc.
Onaway Roof Improvement	Onaway	Building	10/30/2018	9400	$11,905.45	$11,905.45	$11,905.45	Garland/DBS, Inc.
HS Roof Improvement	High School	Building	10/30/2018	9400	$11,000.00	$11,000.00	$11,000.00	Lakeland Management Systems Inc
BO Roof Improvement	Boulevard	Building	10/30/2018	9400	$11,000.00	$11,000.00	$11,000.00	Lakeland Management Systems Inc
Security Upgrades	Blvd & HS	Building	12/7/2018	9400	$14,485.94	$14,485.94	$14,485.94	Bailey Communications, Inc.
Niagra Building Automation System	District	Building	12/17/2018	9400	$44,195.40	$44,195.40	$44,195.40	Gardiner Service Company
Niagra Building Automation System	District	Building	12/18/2018	9400	$36,259.20	$36,259.20	$36,259.20	Gardiner Service Company
Fire Alarm System Improvements	High School	Building	12/18/2018	9400	$72,496.00	$72,496.00	$72,496.00	Dial Electric LTD
Professional Design Services	District	Building	12/21/2018	9400	$30,621.25	$30,621.25	$30,621.25	Van Auken Akins Architects LLC
Parking Lot Improve HS & Onaway	HS/ON	Land Impr.	12/7/2018	9400	$92,195.00	$92,195.00	$92,195.00	Chagrin Valley Paving
Professional Design Services	District	Building	1/11/2019	9400	$5,958.75	$5,958.75	$5,958.75	Van Auken Akins Architects LLC
Smoke and Heat Detectors	High School	F&E	1/17/2019	9400	$165,218.20	$165,218.20	$165,218.20	Dial Electric LTD
Boiler Installation	High School	F&E	1/17/2019	9400	$513,407.84	$513,407.84	$513,407.84	ABC Piping, CO.
Exterior Water Line Replacement	Mercer	F&E	1/31/2019	9400	$41,639.00	$41,639.00	$41,639.00	Tap Construction Ltd.
Niagra Building Automation System	District	Building	2/14/2019	9400	$31,373.10	$31,373.10	$31,373.10	Gardiner Service Company
Smoke and Heat Detectors	High School	F&E	2/14/2019	9400	$72,017.79	$72,017.79	$72,017.79	Dial Electric LTD

FY2018 BOND ISSUE

PROJECT	BUILDING	Land Impr., Building, Vehicles, F&E	CHECK DATE	SPECIAL COST CENTER	ESTIMATED COST	ACTUAL COST MTD	ACTUAL COST TO DATE	CONTRACTOR/ VENDOR
Parking Lot Improve HS & Onaway	HS/ON	Land Impr.	2/14/2019	9400	$62,328.64	$62,328.64	$62,328.64	Chagrin Valley Paving
Professional Design Services	District	Building	2/21/2019	9400	$112,866.77	$112,866.77	$112,866.77	Van Auken Akins Architects LLC
District Wide replacement of automation	District	F&E	3/7/2019	9400	$24,334.20	$24,334.20	$24,334.20	Gardiner Service Company
Professional Design Services	District	Building	3/26/2019	9400	$44,674.99	$44,674.99	$44,674.99	Van Auken Akins Architects LLC
Project Management Services	District	F&E	3/27/2019	9400	$2,531.25	$2,531.25	$2,531.25	Cleora Management
Project Management Services	District	F&E	3/28/2019	9400	$7,653.86	$7,653.86	$7,653.86	Cleora Management
Security Systems	Administration	F&E	3/29/2019	9400	$4,890.00	$4,890.00	$4,890.00	Gardiner Service Company
Map and Document Sewer	District	F&E	3/29/2019	9400	$5,950.00	$5,950.00	$5,950.00	Lake County Sewer Co.
HS Capital Projects	High School	Land Impr.	3/29/2019	9400	$3,798.00	$3,798.00	$3,798.00	Professional Services
District Wide replacement of automation	District	F&E	3/31/2019	9400	$8,406.00	$8,406.00	$8,406.00	Gardiner Service Company
Fire Alarm System Improvements	High School	F&E	3/31/2019	9400	$50,185.00	$50,185.00	$50,185.00	Dial Electric LTD
Exterior Water Line Replacement	Mercer	F&E	4/7/2019	9400	$6,943.84	$6,943.84	$6,943.84	Tap Construction Ltd.
Survey and utility locating	Boulevard	F&E	4/8/2019	9400	$9,800.00	$9,800.00	$9,800.00	Dempsey Surveying Co.
Survey and utility locating	Lomond	F&E	4/8/2019	9400	$14,300.00	$14,300.00	$14,300.00	Dempsey Surveying Co.
Survey and utility locating	High School	F&E	4/8/2019	9400	$5,125.00	$5,125.00	$5,125.00	Dempsey Surveying Co.
Classroom Furniiture	High School	F&E	4/11/2019	9400	$6,779.50	$6,779.50	$6,779.50	Independence Business Supply
Professional Design Services	Boulevard	F&E	4/11/2019	9400	$5,927.80	$5,927.80	$5,927.80	Van Auken Akins Architects LLC
Professional Design Services	Lomond	F&E	4/11/2019	9400	$11,754.65	$11,754.65	$11,754.65	Van Auken Akins Architects LLC
Professional Design Services	High School	F&E	4/11/2019	9400	$9,049.60	$9,049.60	$9,049.60	Van Auken Akins Architects LLC
Professional Design Services	Onaway	F&E	4/11/2019	9400	$2,988.35	$2,988.35	$2,988.35	Van Auken Akins Architects LLC
Professional Design Services	Woodbury	F&E	4/11/2019	9400	$9,180.00	$9,180.00	$9,180.00	Van Auken Akins Architects LLC
Fire Alarm System Improvements	High School	F&E	4/22/2019	9400	$42,686.00	$42,686.00	$42,686.00	Dial Electric LTD
Professional Design Services	High School	F&E	4/22/2019	9400	$13,343.75	$13,343.75	$13,343.75	Legat Architects, Inc
Domestic Waterline Replacement	High School	F&E	4/22/2019	9400	$25,000.00	$25,000.00	$25,000.00	Legat Architects, Inc
Media Center Modernization	High School	F&E	4/22/2019	9400	$15,680.00	$15,680.00	$15,680.00	Legat Architects, Inc
Abatement, Monitoring, Testing and Report.	High School	F&E	4/22/2019	9400	$7,826.25	$7,826.25	$7,826.25	Legat Architects, Inc
Investigate Storm & Sanitary Sewers	Boulevard	F&E	4/23/2019	9400	$9,500.00	$9,500.00	$9,500.00	Lake County Sewer Co.
Investigate Storm & Sanitary Sewers	Mercer	F&E	4/23/2019	9400	$4,750.00	$4,750.00	$4,750.00	Lake County Sewer Co.
Project Management Services	District	F&E	5/13/2019	9400	$4,228.13	$4,228.13	$4,228.13	Cleora Management
Investigate Storm & Sanitary Sewers	Boulevard	F&E	5/13/2019	9400	$5,950.00	$5,950.00	$5,950.00	Lake County Sewer Co.
Project Management Services	District	F&E	5/22/2019	9400	$6,151.97	$6,151.97	$6,151.97	Cleora Management
Soil Boring, Sampling & Analysis	Woodbury	F&E	5/30/2019	9400	$8,698.00	$8,698.00	$8,698.00	Professional Service Industries
Design Servies	Mercer	F&E	5/30/2019	9400	$7,996.80	$7,996.80	$7,996.80	Van Auken Akins Architects LLC
Soil Boring, Sampling & Analysis	Boulevard	F&E	5/31/2019	9400	$5,994.00	$5,994.00	$5,994.00	Professional Service Industries
Survey and Utility Locating	Mercer	F&E	6/12/2019	9400	$12,000.00	$12,000.00	$12,000.00	Dempsey Surveying Co.
Life Safety & IT Room	High School	F&E	6/12/2019	9400	$40,570.00	$40,570.00	$40,570.00	Dial Electric LTD
Professional Design Services	District	F&E	6/30/2019	9400	$324,943.24	$324,943.24	$324,943.24	Van Auken Akins Architects LLC
Project Management Services	District	F&E	7/3/2019	9400	$1,718.88	$1,718.88	$1,718.88	Cleora Management
Permit for work approval	District	Building	7/12/2019	9400	$875.50	$875.50	$875.50	City of Shaker Heights
Professional Design Services	District	F&E	7/31/2019	9400	$20,150.35	$20,150.35	$20,150.35	Van Auken Akins Architects LLC
Fire Alarm System Improvements	High School	F&E	8/1/2019	9400	$95,823.58	$95,823.58	$95,823.58	Dial Electric LTD
Boiler Installation	High School	F&E	8/22/2019	9400	$152,396.16	$152,396.16	$152,396.16	ABC Piping, CO.
Professional Design Services	District	F&E	8/23/2019	9400	$43,775.34	$43,775.34	$43,775.34	Van Auken Akins Architects LLC
District Wide replacement of automation	District	F&E	8/30/2019	9400	$21,524.00	$21,524.00	$21,524.00	Gardiner Service Company
Boiler Installation	High School	F&E	8/30/2019	9400	$20,240.00	$20,240.00	$20,240.00	ABC Piping, CO.
Fire Alarm System Improvements	High School	F&E	8/30/2019	9400	$43,560.00	$43,560.00	$43,560.00	Dial Electric LTD
Professional Design Services	Mercer	F&E	8/30/2019	9400	$807.18	$807.18	$807.18	Van Auken Akins Architects LLC

FY2018 BOND ISSUE

PROJECT	BUILDING	Land Impr., Building, Vehicles, F&E	CHECK DATE	SPECIAL COST CENTER	ESTIMATED COST	ACTUAL COST MTD	ACTUAL COST TO DATE	CONTRACTOR/ VENDOR
Project Management Services	District	F&E	8/30/2019	9400	$20,682.75	$20,682.75	$20,682.75	Cleora Management
Professional Design Services	District	F&E	8/31/2019	9400	$17,011.26	$17,011.26	$17,011.26	Van Auken Akins Architects LLC
Materials testing & inspection services	High School	Building	9/19/2019	9400	$872.50	$872.50	$872.50	Professional Service Industries
Fire Alarm System Improvements	High School	F&E	9/26/2019	9400	$46,278.60	$46,278.60	$46,278.60	Dial Electric LTD
Professional Design Services	Onaway	F&E	9/27/2019	9400	$11,344.65	$11,344.65	$11,344.65	Van Auken Akins Architects LLC
Testing & Inspections	Boulevard	Building	9/30/2019	9400	$3,142.00	$3,142.00	$3,142.00	Professional Service Industries
Professional Design Services	District	F&E	9/30/2019	9400	$41,737.13	$41,737.13	$41,737.13	Van Auken Akins Architects LLC
Fire Alarm System Improvements	High School	F&E	9/30/2019	9400	$41,340.00	$41,340.00	$41,340.00	Dial Electric LTD
Construction projects	District	Building	9/30/2019	9400	$1,882,943.76	$1,882,943.76	$1,882,943.76	Gilbane Building Company
Testing and Inspections	Onaway	Building	10/3/2019	9400	$9,597.00	$9,597.00	$9,597.00	Professional Service Industries
Project Management Services	District	Building	10/3/2019	9400	$12,776.50	$12,776.50	$12,776.50	Cleora Management
Construction projects	District	Building	10/21/2019	9400	$1,363,036.44	$1,363,036.44	$1,363,036.44	Gilbane Building Company
Project Management Services	District	Building	10/22/2019	9400	$4,571.88	$4,571.88	$4,571.88	Cleora Management
Testing and Inspections	Boulevard	Building	10/31/2019	9400	$1,397.00	$1,397.00	$1,397.00	Professional Service Industries
Professional Design Services	District	Building	10/31/2019	9400	$8,960.40	$8,960.40	$8,960.40	Van Auken Akins Architects LLC
Construction projects	District	Building	10/31/2019	9400	$165,997.45	$165,997.45	$165,997.45	Gilbane Building Company
Construction projects	District	Building	11/26/2019	9400	$17,660.67	$17,660.67	$17,660.67	Gilbane Building Company
Testing and Inspections	District	Building	11/30/2019	9400	$6,977.50	$6,977.50	$6,977.50	Professional Service Industries
Professional Design Services	District	Building	11/30/2019	9400	$1,756.25	$1,756.25	$1,756.25	Van Auken Akins Architects LLC
Construction projects	District	Building	12/17/2019	9400	$7,256.41	$7,256.41	$7,256.41	Gilbane Building Company
Fire Alarm System Improvements	High School	F&E	12/27/2019	9400	$23,305.52	$23,305.52	$23,305.52	Dial Electric LTD
Professional Design Services	District	Building	1/31/2020	9400	$11,205.00	$11,205.00	$11,205.00	Van Auken Akins Architects LLC
Boiler Installation	High School	F&E	1/31/2020	9400	$2,950.00	$2,950.00	$2,950.00	Gardiner Service Company
Boiler Installation	District	F&E	1/31/2020	9400	$74,228.10	$74,228.10	$74,228.10	Gardiner Service Company
Testing and Inspections	Fernway	Building	1/31/2020	9400	$91.00	$91.00	$91.00	Professional Service Industries
Testing and Inspections	Fernway	Building	1/31/2020	9400	$3,709.00	$3,709.00	$3,709.00	Professional Service Industries
Project Management Services	District	Building	1/21/2020	9400	$767.25	$767.25	$767.25	Cleora Management
Construction projects	District	Building	1/21/2020	9400	$212,567.56	$212,567.56	$212,567.56	Gilbane Building Company
Project Management Services	District	Building	2/28/2020	9400	$286.00	$286.00	$286.00	Cleora Management
Surveying Services	Woodbury	Building	2/28/2020	9400	$10,500.00	$10,500.00	$10,500.00	Dempsey Surveying Co.
Professional Design Services	District	Building	2/28/2020	9400	$13,685.56	$13,685.56	$13,685.56	Van Auken Akins Architects LLC
Construction projects	District	Building	2/28/2020	9400	$131,510.45	$131,510.45	$131,510.45	Gilbane Building Company
Permit for work approval	District	Building	3/31/2020	9400	$45,624.05	$45,624.05	$45,624.05	City of Shaker Heights
Underground Utility Lines	Woodbury	Building	3/13/2020	9400	$7,800.00	$7,800.00	$7,800.00	Ground Penetrating Radar Systems
Professional Design Services	Lomond	Building	3/31/2020	9400	$8,839.90	$8,839.90	$8,839.90	Van Auken Akins Architects LLC
Boiler Installation	High School	F&E	3/16/2020	9400	$152,233.00	$152,233.00	$152,233.00	ABC Piping, CO.
RedTree Fees								
RedTree Investment Fees	District		5/31/2018	9400	$703.00	$703.00	$703.00	RedTree Investment
RedTree Investment Fees	District		6/30/2018	9400	$1,056.33	$1,056.33	$1,056.33	RedTree Investment
RedTree Investment Fees	District		7/31/2018	9400	$1,015.76	$1,015.76	$1,015.76	RedTree Investment
RedTree Investment Fees	District		8/31/2018	9400	$1,027.95	$1,027.95	$1,027.95	RedTree Investment
RedTree Investment Fees	District		9/30/2018	9400	$1,036.74	$1,036.74	$1,036.74	RedTree Investment
RedTree Investment Fees	District		10/31/2018	9400	$1,038.09	$1,038.09	$1,038.09	RedTree Investment
RedTree Investment Fees	District		11/30/2018	9400	$764.52	$764.52	$764.52	RedTree Investment
RedTree Investment Fees	District		12/31/2018	9400	$763.97	$763.97	$763.97	RedTree Investment
RedTree Investment Fees	District		1/31/2019	9400	$759.72	$759.72	$759.72	RedTree Investment

FY2018 BOND ISSUE

PROJECT	BUILDING	Land Impr., Building, Vehicles, F&E	CHECK DATE	SPECIAL COST CENTER	ESTIMATED COST	ACTUAL COST MTD	ACTUAL COST TO DATE	CONTRACTOR/ VENDOR
RedTree Investment Fees	District		2/28/2019	9400	$771.55	$771.55	$771.55	RedTree Investment
RedTree Investment Fees	District		3/31/2019	9400	$761.97	$761.97	$761.97	RedTree Investment
RedTree Investment Fees	District		4/30/2019	9400	$763.32	$763.32	$763.32	RedTree Investment
RedTree Investment Fees	District		5/31/2019	9400	$764.63	$764.63	$764.63	RedTree Investment
RedTree Investment Fees	District		6/30/2019	9400	$691.69	$691.69	$691.69	RedTree Investment
RedTree Investment Fees	District		7/31/2019	9400	$689.79	$689.79	$689.79	RedTree Investment
RedTree Investment Fees	District		8/31/2019	9400	$689.43	$689.43	$689.43	RedTree Investment
RedTree Investment Fees	District		9/30/2019	9400	$689.98	$689.98	$689.98	RedTree Investment
RedTree Investment Fees	District		10/31/2019	9400	$690.91	$690.91	$690.91	RedTree Investment
RedTree Investment Fees	District		11/30/2019	9400	$691.92	$691.92	$691.92	RedTree Investment
RedTree Investment Fees	District		12/31/2019	9400	$692.69	$692.69	$692.69	RedTree Investment
RedTree Investment Fees	District		1/31/2020	9400	$469.12	$469.12	$469.12	RedTree Investment
RedTree Investment Fees	District		2/28/2020	9400	$469.77	$469.77	$469.77	RedTree Investment
RedTree Investment Fees	District		3/31/2020	9400	$466.08	$466.08	$466.08	RedTree Investment
FY18 BANs $9.9MM - SCC 9401								
Declaration of Intent								
MS Roof Replacement	Middle School	Building	12/29/2017	9401	$1,588,550.55	$1,588,550.55	$1,588,550.55	Garland/DBS, Inc.
MS Cafeteria Ceiling Replacement	Middle School	Building	12/29/2017	9401	$107,500.00	$107,500.00	$107,500.00	Engelke, Inc.
Architectural Services	District	Building	12/29/2017	9401	$47,000.00	$47,000.00	$47,000.00	Legat KingScott, Inc.
RedTree Fees								
RedTree Investment Fees	District		1/31/2018	9401	$62.47	$62.47	$62.47	RedTree Investment
RedTree Investment Fees	District		2/28/2018	9401	$491.09	$491.09	$491.09	RedTree Investment
RedTree Investment Fees	District		3/31/2018	9401	$465.93	$465.93	$465.93	RedTree Investment
RedTree Investment Fees	District		4/30/2018	9401	$453.38	$453.38	$453.38	RedTree Investment
RedTree Investment Fees	District		5/31/2018	9401	$429.61	$429.61	$429.61	RedTree Investment
RedTree Investment Fees	District		6/30/2018	9401	$430.38	$430.38	$430.38	RedTree Investment
RedTree Investment Fees	District		7/31/2018	9401	$430.79	$430.79	$430.79	RedTree Investment
RedTree Investment Fees	District		8/31/2018	9401	$435.64	$435.64	$435.64	RedTree Investment
RedTree Investment Fees	District		9/30/2018	9401	$439.49	$439.49	$439.49	RedTree Investment
RedTree Investment Fees	District		10/31/2018	9401	$440.07	$440.07	$440.07	RedTree Investment
RedTree Investment Fees	District		11/30/2018	9401	$440.55	$440.55	$440.55	RedTree Investment
RedTree Investment Fees	District		12/31/2018	9401	$440.26	$440.26	$440.26	RedTree Investment
RedTree Investment Fees	District		1/31/2019	9401	$446.85	$446.85	$446.85	RedTree Investment
RedTree Investment Fees	District		2/28/2019	9401	$453.86	$453.86	$453.86	RedTree Investment
RedTree Investment Fees	District		3/31/2019	9401	$448.27	$448.27	$448.27	RedTree Investment
RedTree Investment Fees	District		4/30/2019	9401	$448.93	$448.93	$448.93	RedTree Investment
RedTree Investment Fees	District		5/31/2019	9401	$449.58	$449.58	$449.58	RedTree Investment
RedTree Investment Fees	District		6/30/2019	9401	$450.50	$450.50	$450.50	RedTree Investment
RedTree Investment Fees	District		7/31/2019	9401	$451.36	$451.36	$451.36	RedTree Investment
RedTree Investment Fees	District		8/31/2019	9401	$451.12	$451.12	$451.12	RedTree Investment
RedTree Investment Fees	District		9/30/2019	9401	$451.47	$451.47	$451.47	RedTree Investment
RedTree Investment Fees	District		10/31/2019	9401	$452.07	$452.07	$452.07	RedTree Investment
RedTree Investment Fees	District		11/30/2019	9401	$452.75	$452.75	$452.75	RedTree Investment
RedTree Investment Fees	District		12/31/2019	9401	$453.33	$453.33	$453.33	RedTree Investment
RedTree Investment Fees	District		1/31/2020	9401	$462.51	$462.51	$462.51	RedTree Investment

FY2018 BOND ISSUE

PROJECT	BUILDING	Land Impr., Building, Vehicles, F&E	CHECK DATE	SPECIAL COST CENTER	ESTIMATED COST	ACTUAL COST MTD	ACTUAL COST TO DATE	CONTRACTOR/ VENDOR
RedTree Investment Fees	District		2/29/2020	9401	$463.13	$463.13	$463.13	RedTree Investment
RedTree Investment Fees	District		3/31/2020	9401	$459.39	$459.39	$459.39	RedTree Investment
Total FY2018 BONDS							**$14,544,490.87**	

SCC: 9400-9401 FY2018 Bonds

SHAKER HEIGHTS CITY SCHOOL DISTRICT
FUND 004
CAPITAL PROJECT EXPENDITURES

March 31, 2020

	FUNDING SOURCE				
	BOND	**NON-BOND SOURCES**		**FUND 004 GRAND TOTALS**	
	2018 BOND ISSUE	**Other**	**SSF Projects**		
	SCC 9400-9401	SCC 9150, 9169-9171, 9178, 9181, 9314, 9316, 9620	SCC's 9164-9168, 9182, 9315		
Allocation	$31,047,388.56	24,204,745.11	$2,236,167.56	$57,488,301.23	$0.00
Spent to Date	14,544,490.87	24,120,256.35	2,244,879.02	$40,909,626.24	$0.00
Allocation Available	16,502,897.69	84,488.76	(8,711.46)	$16,578,674.99	$0.00
less Outstanding Encumbrances	4,111,063.70	6,853,698.79	0.00	$10,964,762.49	$0.00
Fund Balance Available	$12,391,833.99	($6,769,210.03)	($8,711.46)	$5,613,912.50	$0.00

Cash Reconciliation:

Beginning of Month Cash	$17,761,811.62
Receipts	43,420.52
(Disbursements)	(1,226,557.15)
End of Month Cash	$16,578,674.99
	$0.00

SHAKER HEIGHTS CITY SCHOOL DISTRICT
FUND 004
SOURCE OF FUNDING
March 31, 2020

Source of Funding:	2004 Bond Issue	FY2009 & prior	FY2010	FY2011	FY2012	FY2013	FY2014	FY2015	FY2016	FY2017	FY2018	FY2019	FY2020	Total
Bond Issuances														
Bond Anticipation Notes - Dec '04	$0.00													$0.00
Bonds-Series 2005 - April '05	0.00													$0.00
Bond Anticipation Notes - Dec '06	0.00													$0.00
Bonds-Series 2007 - April '07	0.00													$0.00
Bond Anticipation Notes - June '08	0.00													$0.00
Bonds-Series 2008 - November '08	0.00													$0.00
BANs-Jul '12-Track and Turf Field - Unvoted Debt						0.00								$0.00
BANs-Jul '12-HB 264 - Energy Conservation						0.00								$0.00
Bond-Series 2012 - October '12-Buses						0.00								$0.00
FY2018 Bond Issuance - Dec '17, Apr '18											30,000,000.00	0.00	0.00	$30,000,000.00
Interest Income-FY2018 Bond Issuance											41,569.44	595,435.74	410,383.38	$1,047,388.56
Non-Bond SCC Fund Bal.12/31/04		$1,072,133.22												$1,072,133.22
Reimb.of Declaration of Intent		796,692.21												$796,692.21
Facility Fees		450,000.00	100,000.00	50,000.00										$600,000.00
Interest Income		1,191,966.30	7,940.19	4,698.68	1,131.23	2,085.30	326.54	1,438.01	6,196.16	4,713.45	7,769.14	0.00	0.00	$1,228,265.00
Bus Sales								1,500.00	0.00	0.00	0.00	0.00	0.00	$1,500.00
Bus Note Issuances		2,147,135.70	600,182.00	601,001.00										$3,348,318.70
Pymt in Lieu of Taxes		689,742.19												$689,742.19
Woodbury LOLA Project Contrib.		3,132.49												$3,132.49
Gas well		33,154.10	4,999.39	3,459.14	3,460.83	1,071.10	2,236.54	664.29	833.46	569.24	1,390.64	473.57	227.02	$52,539.32
T-mobile Rental		38,240.00	22,800.00	22,800.00	22,800.00	24,966.00	26,220.00	26,220.00	26,220.00	26,220.00	28,710.90	30,153.00	25,127.50	$320,477.40
Clearwire/Sprint Rental				15,733.33	26,532.00	25,267.96	23,840.52	26,741.21	27,543.48	28,369.73	29,220.84	30,097.48	23,171.78	$256,518.33
SSF Project/Contribution Funds		1,239,086.30	230,694.30	54,489.20	69,214.28	150,535.24	53,314.55	15,400.27	105,936.77	63,213.89	1,603.00	47,467.91	1,311.85	$2,032,267.56
SSF Project-Planetarium-HNB							50,000.00							$50,000.00
SSF Project-Online Learning Center								93,900.00	0.00	0.00	0.00	0.00	0.00	$93,900.00
Huntington Bank Planetarium Donation							75,000.00							$75,000.00
Huntington Bank PLC Donation								15,000.00	15,000.00	15,000.00	15,000.00	0.00	0.00	$60,000.00
City Reimb-repair of BB field(5/07)		24,020.00												$24,020.00
Insurance Proceeds		175,103.61	31,649.20	32,874.11	14,696.74	8,342.81	2,362.56	18,244.88	0.00	2,539.29	6,469.86	139,807.72	66,717.01	$498,807.79
Fernway Fire Insurance Proceeds												11,140,590.26	1,644,250.00	$12,784,840.26
Asbestos Litigation Settlement		13,441.51												$13,441.51
PEP Repair of Ludlow		5,000.00	36,952.50	8,848.50										$50,801.00
PTO Reimbursement		2,230.00	11,484.92	25,000.00	4,591.74		6,998.00		7,000.00	10,500.00	0.00	7,318.54	0.00	$75,123.20
First Energy Rebate for Energy Savings (HB264)							57,128.00							$57,128.00
Transfer fr. Fd1 (offset unused HB264 $'s xfer fr. Fd4 to Fd2)							236,264.49							$236,264.49
Transfer fr. Fd1 (OfficeMax & Medicaid)							2,000,000.00							$2,000,000.00
USTA										20,000.00	0.00	0.00	0.00	$20,000.00
														$0.00
TOTALS	$0.00	$7,881,077.63	$1,046,702.50	$818,903.96	$142,426.82	$212,268.41	$2,533,691.20	$199,108.66	$188,729.87	$171,125.60	$30,131,733.82	$11,991,344.22	$2,171,188.54	$57,488,301.23

11. ANNUAL INFORMATION FILING FY19

Weber, Jeffrey P.

From: EMMANotifications@msrb.org
Sent: Wednesday, March 25, 2020 3:56 PM
To: Weber, Jeffrey P.
Subject: [EXT] Confirmation: Continuing Disclosure Submission Successfully Published to EMMA

Your continuing disclosure submission has been published and can be viewed on the MSRB's Electronic Municipal Market Access (EMMA®) website at the following link:
https://emma.msrb.org/ContinuingDisclosureView/ContinuingDisclosureDetails.aspx?submissionId=ES1046603

SubmissionId: ES1046603

Disclosure Type: FINANCIAL/OPERATING FILING Annual Financial Information and Operating Data (Rule 15c2-12): Annual Information Filing FY 2019 for the year ended 06/30/2019

Document Name: Financial Operating Filing dated 03/25/2020
AIF 2019 - Shaker Heights CSD.pdf posted 03/25/2020 3:49:01 PM

The following issuers are associated with this continuing disclosure submission:

CUSIP6	State	Issuer Name
819071	OH	SHAKER HEIGHTS OHIO CITY SCH DIST

The following 72 Securities have been published with this continuing disclosure submission:

Security: CUSIP - 819071NJ6, Maturity Date - 12/15/2009
Security: CUSIP - 819071NK3, Maturity Date - 12/15/2010
Security: CUSIP - 819071NL1, Maturity Date - 12/15/2011
Security: CUSIP - 819071NM9, Maturity Date - 12/15/2012
Security: CUSIP - 819071NN7, Maturity Date - 12/15/2013
Security: CUSIP - 819071NP2, Maturity Date - 12/15/2014
Security: CUSIP - 819071NQ0, Maturity Date - 12/15/2015
Security: CUSIP - 819071NR8, Maturity Date - 12/15/2016
Security: CUSIP - 819071NS6, Maturity Date - 12/15/2018
Security: CUSIP - 819071NT4, Maturity Date - 12/15/2019
Security: CUSIP - 819071NU1, Maturity Date - 12/15/2020
Security: CUSIP - 819071NV9, Maturity Date - 12/15/2021
Security: CUSIP - 819071NW7, Maturity Date - 12/15/2022
Security: CUSIP - 819071NX5, Maturity Date - 12/15/2023
Security: CUSIP - 819071NY3, Maturity Date - 12/15/2024
Security: CUSIP - 819071NZ0, Maturity Date - 12/15/2025
Security: CUSIP - 819071PA3, Maturity Date - 12/15/2017
Security: CUSIP - 819071PE5, Maturity Date - 12/15/2013
Security: CUSIP - 819071PF2, Maturity Date - 12/15/2014
Security: CUSIP - 819071PG0, Maturity Date - 12/15/2015

Security: CUSIP - 819071PH8, Maturity Date - 12/15/2016
Security: CUSIP - 819071PJ4, Maturity Date - 12/15/2017
Security: CUSIP - 819071PK1, Maturity Date - 12/15/2018
Security: CUSIP - 819071PL9, Maturity Date - 12/15/2019
Security: CUSIP - 819071PM7, Maturity Date - 12/15/2020
Security: CUSIP - 819071PN5, Maturity Date - 12/15/2021
Security: CUSIP - 819071PP0, Maturity Date - 12/15/2022
Security: CUSIP - 819071PQ8, Maturity Date - 12/15/2023
Security: CUSIP - 819071PR6, Maturity Date - 12/15/2024
Security: CUSIP - 819071PS4, Maturity Date - 12/15/2025
Security: CUSIP - 819071PT2, Maturity Date - 12/15/2026
Security: CUSIP - 819071PU9, Maturity Date - 12/15/2027
Security: CUSIP - 819071PV7, Maturity Date - 12/15/2013
Security: CUSIP - 819071PW5, Maturity Date - 12/15/2014
Security: CUSIP - 819071PX3, Maturity Date - 12/15/2015
Security: CUSIP - 819071PY1, Maturity Date - 12/15/2016
Security: CUSIP - 819071PZ8, Maturity Date - 12/15/2017
Security: CUSIP - 819071QA2, Maturity Date - 12/15/2018
Security: CUSIP - 819071QB0, Maturity Date - 12/15/2019
Security: CUSIP - 819071QC8, Maturity Date - 12/15/2020
Security: CUSIP - 819071QD6, Maturity Date - 12/15/2021
Security: CUSIP - 819071QE4, Maturity Date - 12/15/2022
Security: CUSIP - 819071QF1, Maturity Date - 12/15/2023
Security: CUSIP - 819071QG9, Maturity Date - 12/15/2024
Security: CUSIP - 819071QH7, Maturity Date - 12/15/2027
Security: CUSIP - 819071QM6, Maturity Date - 12/15/2018
Security: CUSIP - 819071QN4, Maturity Date - 12/15/2019
Security: CUSIP - 819071QP9, Maturity Date - 12/15/2020
Security: CUSIP - 819071QQ7, Maturity Date - 12/15/2021
Security: CUSIP - 819071QR5, Maturity Date - 12/15/2022
Security: CUSIP - 819071QS3, Maturity Date - 12/15/2023
Security: CUSIP - 819071QT1, Maturity Date - 12/15/2024
Security: CUSIP - 819071QU8, Maturity Date - 12/15/2025
Security: CUSIP - 819071QV6, Maturity Date - 12/15/2026
Security: CUSIP - 819071QW4, Maturity Date - 12/15/2027
Security: CUSIP - 819071QX2, Maturity Date - 12/15/2028
Security: CUSIP - 819071QY0, Maturity Date - 12/15/2029
Security: CUSIP - 819071QZ7, Maturity Date - 12/15/2030
Security: CUSIP - 819071RA1, Maturity Date - 12/15/2031
Security: CUSIP - 819071RB9, Maturity Date - 12/15/2032
Security: CUSIP - 819071RC7, Maturity Date - 12/15/2033
Security: CUSIP - 819071RD5, Maturity Date - 12/15/2018
Security: CUSIP - 819071RE3, Maturity Date - 12/15/2019
Security: CUSIP - 819071RF0, Maturity Date - 12/15/2020
Security: CUSIP - 819071RG8, Maturity Date - 12/15/2021
Security: CUSIP - 819071RH6, Maturity Date - 12/15/2022
Security: CUSIP - 819071RJ2, Maturity Date - 12/15/2023
Security: CUSIP - 819071RK9, Maturity Date - 12/15/2024
Security: CUSIP - 819071RL7, Maturity Date - 12/15/2025
Security: CUSIP - 819071RM5, Maturity Date - 12/15/2026
Security: CUSIP - 819071RN3, Maturity Date - 12/15/2027
Security: CUSIP - 819071RP8, Maturity Date - 12/15/2037

Please follow the link to make changes to this submission:
https://dataport.emma.msrb.org/Home?Index

PLEASE DO NOT REPLY. This is a system-generated e-mail. If you need assistance please contact the MSRB at 202-838-1330 or you may obtain more information at www.msrb.org.

SHAKER HEIGHTS CITY SCHOOL DISTRICT, OHIO

ANNUAL INFORMATION FILING FOR FISCAL YEAR 2019

The following provides, in accordance with the continuing disclosure agreements (the Continuing Disclosure Agreements) entered into by the Shaker Heights City School District, Ohio (the School District or District), annual financial information and operating data for the School District's fiscal year ended June 30, 2019 (Fiscal Year 2019), of the type included in the respective final official statements for its primary offerings and issuances of:

$4,999,999.20 Building and Facilities Improvement Bonds, Series 2008, consisting of $4,880,000 of Current Interest Bonds and $119,999.20 of Capital Appreciation Bonds, all dated November 25, 2008. Final maturity of December 15, 2020. (2021 through 2025 maturities refunded by School Facilities Improvement Refunding Bonds, Series 2015).

$4,994,309.85 Building and Facilities Improvement Refunding Bonds, Series 2012, dated October 30, 2012. Final maturity December 15, 2025.

$4,170,000 Capital Improvement and Equipment Bonds, Series 2012, dated October 30, 2012. Final maturity December 15, 2027.

$5,345,000 School Facilities Improvement Refunding Bonds, Series 2015, dated March 11, 2015. Final maturity December 1, 2025.

$20,100,000 School Facilities Improvement Bonds, Series 2018A, dated April 11, 2018. Final maturity December 15, 2033.

$8,395,000 School Facilities Improvement Bonds, Series 2018B, dated April 24, 2018 (the Series 2018B Bonds). Final maturity December 15, 2037.

The applicable CUSIP number is 819071.

The Annual Information Filing constitutes only the annual financial information and operating data agreed to be provided under the Continuing Disclosure Agreements entered into at the time of the primary offerings referenced above. No representation is made as to the materiality or completeness of that information. Other relevant information for Fiscal Year 2019 may exist, and matters may have occurred or become known during or since that period, which an investor would consider to be important when making an investment decision. Further, no representation is made that the Annual Information Filing is indicative of financial or operating results of the School District since the end of Fiscal Year 2019 or future financial or operating results. Finally, the inclusion of certain information pertaining to post-Fiscal Year 2019 events, if any, is provided solely for convenience, and is not intended to suggest that other such information not so included is any less material or important to an investor.

March 25, 2020

SHAKER HEIGHTS CITY SCHOOL DISTRICT, OHIO

District Contact: Bryan Christman, Treasurer/CFO
Board of Education
Shaker Heights City School District
15600 Parkland Drive
Shaker Heights, Ohio 44120
Telephone: (216) 295-4315
Email: christman_b@shaker-heights.k12.oh.us

TABLE OF CONTENTS

Cover Page 1
Table of Contents 2
Introductory Statement 3
Enrollment 4
Financial Reports and Audits 4
General Operating Funds 5
Ad Valorem Property Taxes 6
- Assessed Valuation 6
- Tax Rates 8
- Collections 10
- Delinquencies 11

State School Funding System 11
- Casino Tax Revenues 13

School District Debt and Other Long-Term Obligations 13
- Security for General Obligation Debt; Bonds and BANs 14
- Statutory Direct Debt Limitations 15
- Indirect Debt and Unvoted Property Tax Limitations 16
- Debt Outstanding 18
- Bond Retirement Fund 18
- Special Obligation Debt 18
  - Permanent Improvement TANs 18
  - Cash Flow Financing 19
- Lease Purchase Obligations 19
- Other Long-Term Financial Obligations 19
- Retirement Expenses 19

Debt Tables (as of June 30, 2019)
- A: Principal Amounts of Outstanding General Obligation (GO) and Exempt Debt; Leeway for Additional Debt within Direct Debt Limitations DT-1
- B: Various School District and Overlapping GO Debt Allocations DT-2
- C: Debt Charges Requirements on Outstanding School District GO Debt DT-3
- D: Outstanding GO Bonds DT-4

Appendix A: Historical Cash Basis Revenues and Expenditures – General Operating Funds - for Fiscal Years 2015 through 2019

Appendix B: Financial Report (Cash Basis All-Funds Summary) for Fiscal Year 2019.

INTRODUCTORY STATEMENT

The Shaker Heights City School District, Ohio (the School District or District) entered into the Continuing Disclosure Agreements pursuant to SEC Rule 15c2-12 (the Rule) in connection with the primary offerings and issuances by the School District of the bond issues identified on the cover page (collectively, the Bonds). The Continuing Disclosure Agreements require the School District to provide annually financial information and operating data for its immediately preceding Fiscal Year of the type included in the final official statements for those offerings (collectively, the Official Statements). This Annual Information Filing provides such financial information and operating data for the School District's Fiscal Year ended June 30, 2019.

All financial and other information in this Annual Information Filing has been provided by the School District from its records, except for information expressly attributed to other sources. More complete information regarding laws, reports and documents referenced in this Annual Information Filing may be obtained by reviewing those laws, reports and documents. Subject to limited exceptions, records of the School District are available for public inspection and copies may be obtained at cost upon request. Questions regarding information contained in this Annual Information Filing and requests for copies of documents should be directed to the Treasurer of the Board of Education of the School District at the address shown on the cover.

The presentation of information, including tables of receipts from taxes and other sources, is intended to show recent historical information, and is not intended to indicate future or continuing trends in the financial position or other affairs of the School District. No representation is made that past experience, as is shown by that financial and other information, will necessarily continue or otherwise be predictive of future experience. The information and expressions of opinion herein are subject to change without notice. The delivery of this Annual Information Filing shall not, under any circumstances, give rise to any implication that the affairs of the School District have not changed since June 30, 2019 or since the date of this Annual Information Filing.

As used in this Annual Information Filing:

- **"Board"** means the Board of Education of the Shaker Heights City School District.
- **"City"** means the City of Shaker Heights.
- **"County"** means Cuyahoga County.
- **"County Fiscal Officer"** means the Fiscal Officer of the County.
- **"Debt charges"** means the principal (including any mandatory sinking fund deposits and mandatory redemption payments) of and interest and any redemption premium payable on the obligations referred to as those payments come due and are payable; debt charges may also be referred to as "debt service."
- **"Fiscal Year"** means the 12-month period ending June 30, and reference to a particular Fiscal Year (such as "Fiscal Year 2019") means the Fiscal Year ending on June 30 in that year.
- **"Revised Code"** means the Ohio Revised Code.
- **"State"** or **"Ohio"** means the State of Ohio.

ENROLLMENT

The following table shows historical enrollment in the School District's schools.

School Year	Enrollment(a) Total(b)	1st Grade
1980-81	5,951	(c)
1990-91	4,874	(c)
2000-01	5,625	(c)
2010-11	5,490	403
2011-12	5,446	363
2012-13	5,423	370
2013-14	5,343	350
2014-15	5,377	378
2015-16	5,260	375
2016-17	5,111	348
2017-18	4,955	343
2018-19	4,899	313

(a) Actual figures through school year 2013-14 are ADM (average daily membership) figures from an "at date enrollment" during annual October enrollment census. Amounts for subsequent school years are for weighted average enrollments determined in accordance with State law changes.

(b) Including Pre-K students in statutorily required programs and, for school years 2016-17, 2017-18 and 2018-19, a pilot Pre-K program for approximately 32 other students.

(c) Not available.

FINANCIAL REPORTS AND AUDITS

The School District maintains its accounts, appropriations and other fiscal records in accordance with the procedures established and prescribed by the Ohio Auditor of State (the State Auditor). The State Auditor is charged by law with the responsibility of inspecting and supervising the accounts and records of each taxing subdivision and most public agencies and institutions.

School District receipts and expenditures are compiled on a cash basis, pursuant to accounting procedures prescribed by the State Auditor that are generally applicable to all Ohio school districts. The records of these cash receipts and expenditures are converted annually for reporting purposes to a modified accrual basis of accounting for governmental funds and an accrual basis for proprietary funds. These accounting procedures conform to generally accepted accounting principles as prescribed by the Governmental Accounting Standards Board (GASB). Those principles, among other things, provide for a modified accrual basis of accounting for the general fund, all special revenue funds and the debt service (bond retirement) fund and for a full accrual basis of accounting for all other funds, and for the preparation for each fund of balance sheets, statements of revenues and expenditures and statements showing changes in fund balances.

Annual financial reports are prepared by the School District and are filed as required by law with the State Auditor after the close of each Fiscal Year.

The School District has issued a Comprehensive Annual Financial Report (CAFR), including General Purpose or Basic Financial Statements for each Fiscal Year since 1998. The

CAFRs through Fiscal Year 2018 were awarded the Government Finance Officers Association's (GFOA) Certificate of Achievement for Excellence in Financial Reporting, which is awarded to those governmental reporting agencies that comply with the GFOA reporting standards. All of the School District's CAFRs through Fiscal 2018 were also awarded the Association of School Business Officials International (ASBO) Certificate of Excellence in Financial Reporting, which is awarded for conformance with ASBO reporting standards. The School District has submitted its CAFR for Fiscal Year 2019 to the GFOA and ASBO for consideration for such certificates. The School District has in past years been awarded the *Auditor of State Award with Distinction*, which recognizes excellence in financial reporting for the School District's Comprehensive Annual Financial Report. The School District has received this award, and or its predecessor award known as the State's Excellence in Financial Reporting Award, for numerous years.

Audits are made by the State Auditor, or by private auditing firms (CPAs) at the direction of that officer, pursuant to Ohio law and under certain federal program requirements. No other independent examination or audit of the School District's financial records is made.

The most recent audit (including compliance audit) of the School District's accounts was completed through Fiscal Year 2019. The School District's audited basic financial statements for Fiscal Year 2019 (the Fiscal Year 2019 Financial Statements) were filed with the Municipal Securities Rulemaking Board (MSRB) in an electronic format prescribed by the MSRB using the MSRB's Electronic Municipal Market Access (EMMA) platform on January 23, 2020. Those audited financial statements are hereby incorporated by reference and made a part of this Annual Information Filing. They may be accessed using the following link:

https://emma.msrb.org/ContinuingDisclosureView/ContinuingDisclosureDetails.aspx?submissionId=ES961332

No material findings, citations or items for adjustment, or material weaknesses in internal controls, were noted as part of the audit.

See **Appendix A** for an unaudited comparative cash-basis summary of general operating fund activity for Fiscal Years 2019 and other recent Fiscal Years. That summary has been prepared by the School District in comparative form from statements prepared by the Treasurer. Cash basis all funds receipts and expenditures for Fiscal Year 2019 are set forth in **Appendix B**.

GENERAL OPERATING FUNDS

The General Fund is the School District's main operating fund, from which most expenditures are paid and into which most revenues are deposited. The General Fund receives money from many sources, but primarily from ad valorem property taxes levied by the Board and the education aid distributions from the State under the State School Funding System. For details concerning general operating fund revenues, expenditures and beginning and year-end balances in Fiscal Year 2019 and other recent Fiscal Years, see **Ad Valorem Property Taxes**, **State School Funding System, Appendices A** and **B** and the Fiscal Year 2019 Financial Statements.

Other than its authority to levy ad valorem property taxes, the only tax the Board may under existing State law impose, and only if approved by the School District's electors, is a school district income tax on (i) the school district income of individuals and estates or (ii) the earned income of individuals residing in the School District.

For information concerning other School District funds' beginning and year-end balances, revenues and expenditures for Fiscal Year 2019, see **Bond Retirement Fund, Appendix B** and the Fiscal Year 2019 Financial Statements.

AD VALOREM PROPERTY TAXES

Assessed Valuation

The following table shows the recent assessed valuations of real and public utility property subject to ad valorem taxes levied by the School District.

Collection Year	Real(a)	Public Utility(b)	Total Assessed Valuation
2015	$768,535,350	$14,404,410	$782,939,760
2016(c)	803,307,940	14,677,340	817,985,280
2017	801,483,780	15,510,410	816,994,190
2018	795,291,310	16,650,160	811,941,470
2019(d)	862,712,290	17,489,560	880,201,850

(a) Other than real property of railroads. The real property of public utilities, other than railroads, is assessed by the County Fiscal Officer. Real property of railroads is assessed, together with tangible personal property of all public utilities, by the State Tax Commissioner.
(b) Tangible personal property of all public utilities and real property of railroads; see footnote (a).
(c) Reflects triennial adjustment.
(d) Reflects sexennial reappraisal.

Source: County Fiscal Officer.

Taxes collected on "Real" in one calendar year are levied in the preceding calendar year on assessed values as of January 1 of that preceding year. "Public Utility" (real and tangible personal) taxes collected in one calendar year are levied in the preceding calendar year on assessed values determined as of December 31 of the second year preceding the tax collection year.

Based on County Fiscal Officer records of assessed valuations for the 2019 collection year, the largest School District ad valorem property taxpayers were:

Name of Taxpayer	Nature of Business	Total Assessed Valuation	% of Total Assessed Valuation
Cleveland Electric Illuminating Company(a)	Electric	$11,906,580	1.35%
Shaker MZL LLC	Shopping center	4,100,500	0.47
American Transmission System(a)	Electric transmission	3,276,520	0.37
Oliver Family Ltd.	Multi-family residence	3,159,520	0.36
Shaker Plaza Ltd.	Shopping center	2,440,450	0.28
East Ohio Gas	Natural gas	2,306,460	0.26
Kirt Montlack, LTD	Real estate holding company	2,203,540	0.25
Van Aken BC, LLC	Real estate	2,154,540	0.24
Coral Shaker Square LLC	Shopping center	2,128,340	0.24
E2G Properties LLC	Commercial office complex	1,913,180	0.22

(a) These entities are affiliates of FirstEnergy Corp.

Source: County Fiscal Officer.

Pursuant to statutory requirements for sexennial reappraisals, in 2018 the County Fiscal Officer adjusted the true value of taxable real property to reflect current fair market values. These adjustments were first reflected in the 2018 duplicate (collection year 2019) and in the ad valorem

taxes distributed to the School District in 2019. The County Fiscal Officer is required to adjust (but without individual appraisal of properties except in the sexennial reappraisal), and has adjusted, taxable real property value triennially to reflect true values. The County Fiscal Officer completed such a triennial adjustment in 2015. The adjustments were first reflected in the 2015 duplicate (collection year 2016) and in the ad valorem property taxes distributed to the School District in 2016.

The "assessed valuation" of real property is fixed at 35% of true value and is determined pursuant to rules of the State Tax Commissioner. An exception is that real property devoted exclusively to agricultural use is to be assessed at not more than 35% of its current agricultural use value. Real property devoted exclusively to forestry or timber growing is taxed at 50% of the local tax rate upon its assessed value.

As a result of a phase-out of taxation of tangible personal property used in general business (excluding certain public utility property) and tangible personal property used by telephone, telegraph or interexchange telecommunications companies, and a reduction of the percentages of true value of electric utility production equipment and natural gas utility property assessed for taxation, eligible school districts have received reimbursement payments from the State to account for the loss of property tax revenue. Under legislation passed by the State General Assembly in 2015, such reimbursements have been combined and are to be distributed by the State in November and May of each Fiscal Year. The School District no longer receives such reimbursements

As indicated herein, the General Assembly has from time to time exercised its power to revise the laws applicable to the determination of assessed valuation of taxable property and the amount of receipts to be produced by ad valorem taxes levied on that property, and may continue to make similar revisions.

Ohio law grants tax credits to offset increases in taxes resulting from increases in the true value of real property. Legislation classifies real property as between residential and agricultural property and all other real property, and provides for tax reduction factors to be separately computed for and applied to each class. These tax credits apply only to certain voted levies on real property, and they do not apply to unvoted levies or to voted levies to provide a specified dollar amount or to pay debt charges on general obligation debt. These credits are discussed further following **Tax Table A**.

The Van Aken District, a $91 million mixed-use redevelopment built on the foundation of an $18.5 million street reconfiguration at the terminus of a commuter transit rail line in the School District was completed in 2019. The project has improved transportation options and livability for employers and residents in neighborhoods in the School District and surrounding communities to the east and south and is expected to assist in diversifying the tax bases of the City and the School District. In addition to public infrastructure improvements, the City is providing certain tax increment financing incentives to support the project. In return for its approval of a 100% tax increment financing exemptions for new improvements and the increased value of land and buildings in certain areas of the development for a period of 30 years, the City and the developer have agreed to compensate the School District for portions of the additional property tax revenue it will forego.

In order to induce commercial development and redevelopment in a portion of the School District, the City of Cleveland granted certain real and tangible personal property tax exemptions for improvements to Shaker Square, another commercial retail center. The School District entered into a related income tax sharing agreement with the City of Cleveland and, in Fiscal Year 2019, received $187,799 under that agreement.

Tax Rates

All references to tax rates under this caption are in terms of stated rates in mills per $1.00 of assessed valuation.

The following are the rates at which the School District and overlapping taxing subdivisions have in recent years levied ad valorem property taxes in that portion of the area of the School District located in the City (a small portion, less than one percent, of the School District is located in the City of Cleveland)

TAX TABLE A
Overlapping Tax Rates

Collection Year	School District	City	County and Others(a)	Shaker Heights Library(b)	Total
2015	186.83	9.90	20.93	4.00	221.66
2016	186.73	9.90	20.93	4.00	221.56
2017	186.73	9.90	20.93	4.00	221.56
2018	190.48	9.90	21.43	4.00	225.81
2019	190.48	9.90	21.43	5.90	227.71

(a) Includes, in addition to the County, the Cleveland Metropolitan Park District, Cleveland-Cuyahoga Port Authority and Cuyahoga Community College District, all of which overlap the School District.
(b) The Shaker Heights Public Library is a school district library with district boundaries that are coterminous with the School District's. The Board of Education of the School District is the taxing authority for the Library; a Board of Library Trustees is responsible for the operation of the Library and the expenditure of its funds.

Source: County Fiscal Officer.

Statutory procedures limit, by the application of tax credits, the amount realized by each taxing subdivision from real property taxation to the amount realized from those taxes in the preceding year plus both:

- the proceeds of any new taxes (other than renewals) approved by the electors, calculated to produce an amount equal to the amount that would have been realized if those taxes had been levied in the preceding year; and

- amounts realized from new and existing taxes on the assessed valuation of real property added to the tax duplicate since the preceding year.

The tax credit provisions do not apply to amounts realized from (i) taxes levied at whatever rate is required to produce a specified amount or an amount to pay debt charges on voted general obligations, (ii) taxes levied inside the ten-mill limitation, (iii) taxes provided for by a municipal charter, or (iv) school district levies for operating purposes once the "20-mill floor" has been reached. To calculate the limited amount to be realized, a reduction factor is applied to the stated rates of the levies subject to these tax credits. A resulting "effective tax rate" reflects the aggregate of those reductions, and is the rate based on which real property taxes are in fact collected. As an example, the total overlapping tax rate for the 2019 tax collection year of 227.71 mills within the portion of the School District in the City was reduced by reduction factors of 0.441165 for residential/agricultural property and 0.337676 for all other real property, which resulted in "effective tax rates" of 127.252349 mills for residential and agricultural property and 150.817994 mills for all other real property. See **Tax Table A**.

Residential and agricultural real property tax amounts paid by taxpayers generally have been further reduced by an additional 10% (12.5% in the case of owner-occupied residential property); however, legislation passed by the State's General Assembly in 2013 eliminated such reductions for additional and replacement levies approved at elections after September 29, 2013, and for other taxes (or increases in taxes) not levied for tax year 2013. See **Collections** for a discussion of reimbursements by the State to taxing subdivisions for these reductions and related changes made by that State legislation.

The following are the rates at which the School District levied property taxes for the general categories of purposes for the years shown, both inside and outside the ten-mill limitation.

TAX TABLE B
School District Tax Rates

Unvoted (inside the 10-Mill Limitation)

Collection Year	Operating, Total
2015	4.10
2016	4.10
2017	4.10
2018	4.10
2019	4.10

Voted(a)

Collection Year	Operating	Debt Retirement	Permanent Improvement	Total
2015	179.33	3.40	0.00	182.73
2016	179.33	3.30	0.00	182.63
2017	179.33	3.30	0.00	182.63
2018	179.33	5.80	1.25	186.38
2019	179.33	5.80	1.25	186.38

(a) Excluding the District's levy as taxing authority for the Shaker Heights Public Library. See **Tax Table A**.

The voted levies for "Debt Retirement" continue for the life of the bonds authorized by the voters, in annual amounts sufficient to pay debt charges on those bonds as they come due.

The total School District operating millage of 183.43 mills for collection year 2019 included voted levies aggregating 179.33 mills, all approved by the School District voters for a continuing period of time and not requiring a renewal vote. The balance of 4.10 mills constituted the School District's mandated share of the unvoted 10 mills.

See the discussion of the ten-mill limitation, and the priority of claim on that millage for debt charges on unvoted general obligation debt, under **Indirect Debt and Unvoted Property Tax Limitations**.

The following table presents certain information concerning the School District's voted property tax levies for current operating expenses for collection year 2019, each of which is levied for a continuing period of time:

Voter Authorized	Millage Rate Levied for Collection Year 2019 Res./Agr.	All Other	First Collection Year
58.53	10.176201	21.084378	1977 and prior
12.00	2.655456	4.657788	1978
6.00	1.327728	2.328894	1980
6.50	2.199106	2.994537	1982
6.00	2.033262	2.764272	1983
8.80	3.394512	4.665892	1984
7.50	3.073837	4.406707	1987
9.80	5.078134	7.002864	1990
9.80	6.342687	7.868547	1993
8.70	6.127314	7.537514	1996
9.40	7.114352	8.143981	2001
9.60	8.205964	8.317257	2004
9.90	8.809604	8.577171	2007
9.90	8.809604	8.577171	2011
6.90	6.140027	5.978028	2015

For collection year 2019, the School District had an effective tax rate on residential and agricultural property of 85.587788 mills (including 81.487788 for voted levies and the 4.10-mill mandated share of the unvoted 10 mills) for current operating expenses. State law establishes a "20-mill floor" for a school district's levy for current operating expenses (excluding for this purpose emergency tax levies and other "fixed dollar" levies for operating purposes). If the School District were to reach that floor, the effect of the reduction mechanism discussed above would be negated, and the School District would receive the proceeds of 20 mills of property tax levied against all property subject to ad valorem property taxes without reduction. The effect of reaching that floor would be that the School District would receive increases in property tax receipts for operating purposes more nearly commensurate with increases in its assessed valuation. It's extremely unlikely that the School District will reach that floor.

Each levy approved for a continuing period is subject to reduction through a statutory procedure requiring both (i) a petition signed by 10% of the electors of the School District voting in the last general election (to be filed at least 60 days before the general election in any year) stating the amount of the proposed reduction and (ii) the approval of the reduction by a majority vote at the general election, with the reduction to commence at the expiration of the then-current year. No such petition has ever been filed with respect to a School District levy.

Collections

The following are the amounts billed and collected for SchoolDistrict ad valorem property taxes on real and public utility property for recent tax collection years.

Collection Year	Current Billed	Current Collected	Current % Collected	Delinquent Current	Delinquent Accumulated
2014	$75,793,048	$71,269,220	94.0%	$3,046,465	$7,072,895
2015	80,969,200	77,078,636	95.2	3,315,889	7,616,161
2016	81,398,279	77,885,956	95.7	3,205,715	7,742,613
2017	81,237,659	77,260,906	95.1	3,555,499	8,495,691
2018	84,277,522	80,746,645	95.8	3,075,251	8,173,655

Source: County Fiscal Officer.

Included in the "Current Billed" and "Current Collected" figures above are payments made from State revenue sources under two Statewide real property tax relief programs – the Homestead Exemption and the Property Tax Rollback Exemption. The Homestead Exemption is available for (i) persons 65 years of age or older, (ii) persons who are totally or permanently disabled and (iii) surviving spouses of persons who were totally or permanently disabled or 65 years of age or older, and had applied and qualified for a reduction of property taxes in the year of death, so long as the surviving spouses were not younger than 59 or older than 65 years of age on the date of their deceased spouses' deaths. The Homestead Exemption exempts $25,000 of the homestead's market value from taxation, thereby reducing the property owner's ad valorem property tax liability. The Property Tax Rollback Exemption applies to all non-business properties, and reduces each property owner's ad valorem property tax liability by either 12.5% (for owner-occupied non-business properties) or 10% (for non-owner non-business occupied properties). Payments to taxing subdivisions have been made in amounts approximately equal to the Homestead and Property Tax Rollback Exemptions granted. This State assistance reflected in the School District's tax collections for 2018 was $1,477,869 for the elderly/disabled homestead payment and $7,662,792 for the rollback payment.

The Homestead Exemption became subject to means testing beginning in 2014, and the Property Tax Rollback Exemption and related reimbursements have been eliminated with respect to new or replacement tax levies approved at elections after September 29, 2013, and for other taxes (or increases in taxes) not levied for tax year 2013. See **Tax Rates**.

Real property taxes are payable in two installments, the first usually by February and the second in July.

Delinquencies

There were 10,975 nonexempt parcels in the School District for collection year 2018, the number of delinquent parcels was 574 against 65 of which tax foreclosure proceedings were commenced by County officials.

There were no taxpayers that accounted for more than 5% of the delinquencies for real property taxes identified above for collection year 2018.

STATE SCHOOL FUNDING SYSTEM

The State's General Assembly has historically provided financial assistance to city, exempted village, local and municipal school districts as a part of its undertaking to secure a thorough and efficient system of common schools throughout the State as required by the Ohio Constitution. The levels of that financial assistance (State Education Aid) and methods used in allocating it among the school districts have been established and frequently modified in the State's biennial budget and other legislation passed by the General Assembly from time to time. As used herein, "State Budget Act" means Amended Substitute House Bill No. 166, passed by the Ohio

General Assembly and signed by the Governor on July 18, 2019, providing State appropriations for its biennium, beginning July 1, 2019, through June 30, 2021, and enacting other statutory provisions. A description of the State's school funding system applicable to Fiscal Year 2019 has been disclosed previously by the School District in prior annual information filings and/or offering documents.

The State Budget Act provides for State Education Aid in estimated amounts of $8.66 billion for Fiscal Year 2020 and $8.79 billion for Fiscal Year 2021. State Education Aid is provided through core foundation funding, established pursuant to a formula, and additional funding outside of core foundation funding. Under the core foundation funding formula, the State Department of Education (the Department) is to pay to city, exempted village, local and municipal school districts a base amount of State Education Aid (known as an Opportunity Grant), calculated by multiplying a "formula amount" of spending per pupil by (i) reported and adjusted enrollment figures and (ii) an index (the State Share Index) dependent on factors such as a school district's tax valuation and income/wealth indicators. In general, the State Share Index will result in the State assuming a larger percentage of the formula amount for school districts with less tax valuation or lower median income residents.

In addition to the Opportunity Grant described above, school districts may also receive, as applicable, State Education Aid in the form of (i) targeted assistance based on tax valuation and income factors, (ii) supplemental targeted assistance based on a school district's agricultural property percentage, (iii) a specific amount based on six categories of disabilities for special education and related services, (iv) kindergarten through third grade literacy funds, (v) supplemental funding based on the relative proportion of a school district's students identified as economically disadvantaged, (vi) a specific amount for each of three English learner categories, (vii) gifted identification funds, (viii) gifted unit funding, (ix) a specific amount for each of five career-technical categories, (x) career-technical education associated services funds, (xi) performance bonuses based on a school district's four-year graduation rate and third-grade reading proficiency achievement, and (xii) capacity aid for school districts with property tax yields per mill below the State median. As with Opportunity Grant funds, special education, kindergarten through third grade literacy, English learner, and career-technical education funds and performance bonuses are subject to the State Share Index.

Irrespective of the results of the current application of the core foundation funding formula set forth above, for Fiscal Years 2020 and 2021, the State Budget Act provides each school district with the same amount of core foundation funding and pupil transportation funding as it received under the funding formula for Fiscal Year 2019, along with certain other limited payments and adjustments, such as preschool special education payments and catastrophic cost reimbursements.

Certain other categories provided are funded in whole or in part by the State outside of core foundation funding. Under the State Budget Act, any State Education Aid that is calculated using the State Share Index or "state share percentage" as a factor will be calculated utilizing that factor as it existed for Fiscal Year 2019, whether such State Education Aid is provided under the core funding formula or otherwise.

For Fiscal Years 2020 and 2021, the State Budget Act also provides for additional payments to qualifying school districts that experienced an increase in enrollment between Fiscal Years 2016 and 2019. In addition, the State Budget Act creates new funding for student wellness and success initiatives on a per pupil basis, based on the percentage of children residing in each school district with family incomes below 185% of the Federal Poverty Guidelines, with each school district receiving a minimum payment of $25,000 for Fiscal Year 2020 and $36,000 for Fiscal Year 2021.

There can be no assurance concerning future funding levels or systems or formulae for allocation of State Education Aid. Funding has also been subject to adjustment during a biennium. As indicated above, the General Assembly has the power to modify the system of State school funding and has often exercised that authority. The School District cannot predict whether, when or in what form any future system of State school funding will be enacted into law.

The following table presents certain information concerning State Education Aid payments to the School District under the various State funding systems and formulae in place for the Fiscal Years indicated.

Fiscal Year	State Education Aid	State Education Aid as a % of General Operating Funds Total Revenues and Other Financing Sources(a)	State Education Aid as a % of General Operating Funds Total Expenditures and Other Financing Uses(a)
2015	$15,683,307	16.46%	17.94%
2016	16,772,300	16.99	18.75
2017	17,111,841	17.33	18.57
2018	17,306,003	16.42	17.85
2019	17,229,178	17.66	17.71

(a) See **Appendix A** for details regarding revenues and expenditures.

See **Appendix A** and the Fiscal Year 2019 Financial Statements for further information regarding other revenue sources for the General Fund and other operating funds.

Casino Tax Revenues

In Fiscal Year 2013, the School District began receiving revenues from a tax on casino revenues imposed by the State pursuant to a vote of the electors of the State authorizing the constitutional amendment permitting four casinos to be constructed and operated in the cities of Cincinnati, Cleveland, Columbus, and Toledo.

Of the revenues from that tax, 34% are allocated to school districts in the State under a formula related to the number of pupils. The School District's shares of the proceeds of that tax, established by the constitutional amendment, were as follows in Fiscal Year 2019 and other recent Fiscal Years:

Fiscal Year	Amount
2015	$267,500
2016	268,376
2017	255,214
2018	255,373
2019	256,655

SCHOOL DISTRICT DEBT AND OTHER LONG-TERM OBLIGATIONS

The following describes the security for general obligation debt, applicable debt and ad valorem property tax limitations, and outstanding and projected bond and note indebtedness and certain other long-term financial obligations of the School District, as of June 30, 2019.

All references to the School District's outstanding debt in this Annual Information Filing exclude accretions to the value of any capital appreciation bonds.

As used in the discussions that follow, the term "BANs" refers to notes issued in anticipation of the issuance of general obligation bonds.

The School District is not, and to the knowledge of current School District officials has not ever been, in default in the payment of debt charges on any of the bonds or notes on which the School District was or is obligor.

Security for General Obligation Debt; Bonds and BANs

The following describes the security for the School District's general obligation debt.

Voted Bonds. The basic security for voted School District general obligation bonds is the authorization by the electors for the Board to levy, and its levy pursuant to constitutional and statutory requirements of, ad valorem taxes, without limitation as to rate or amount, on all real and tangible personal property subject to ad valorem taxation by the Board. These taxes are outside of the ten-mill limitation and are to be sufficient in amount to pay (to the extent not paid from other sources) as they come due the debt charges on the voted bonds (subject to bankruptcy, insolvency, reorganization, moratorium, fraudulent conveyance or transfer, and other laws relating to or affecting the rights and remedies of creditors generally; to the application of equitable principles, whether considered in a proceeding at law or in equity; to the exercise of judicial discretion; and to limitations on legal remedies against public entities).

As of June 30, 2019, the School District had $37,194,310 of voted general obligation bonds outstanding.

Unvoted Bonds. The basic security for the limited amount of School District unvoted general obligation bonds (see **Statutory Direct Debt Limitations**) is the Board's ability to levy, and its levy pursuant to constitutional and statutory requirements of, ad valorem taxes on all real and tangible personal property subject to ad valorem taxation by the Board, within the ten-mill limitation described below. These taxes are to be sufficient in amount to pay (to the extent not paid from other sources) as they come due the debt charges on unvoted general obligation bonds. The law provides that the levy necessary for debt charges has priority over any levy for other purposes within that tax limitation; that priority may be subject to bankruptcy, insolvency, reorganization, moratorium, fraudulent conveyance or transfer, and other laws relating to or affecting the rights and remedies of creditors generally; to the application of equitable principles, whether considered in a proceeding at law or in equity; to the exercise of judicial discretion; and to limitations on legal remedies against public entities. See the discussion under **Indirect Debt and Unvoted Property Tax Limitations** of the ten-mill limitation, and the priority of claim on it for debt charges on unvoted general obligation debt of the School District and all overlapping taxing subdivisions.

As of June 30, 2019, the School District had $2,265,000 in unvoted general obligation bonds outstanding.

BANs. BANs may be retired at maturity from the proceeds of the sale of renewal notes or of the bonds anticipated by the BANs, or available funds of the School District, or a combination of these sources. While BANs are outstanding, Ohio law requires the levy of ad valorem property taxes in an amount not less than what would have been levied if bonds had been issued without the prior issuance of the BANs. That levy need not actually be collected if payment in fact is to be provided from other sources, such as the proceeds of the bonds anticipated or of renewal BANs. BANs, including renewal BANs, may be issued and outstanding from time to time up to a maximum period of 240 months from the date of issuance of the original notes. Any period in

excess of five years must be deducted from the permitted maximum maturity of the bonds anticipated. Portions of the principal amount of BANs outstanding for more than five years must be retired in amounts at least equal to, and payable not later than, those principal maturities that would have been required if the bonds had been issued at the expiration of the initial five-year period.

As of June 30, 2019, the School District had no outstanding BANs.

Statutory Direct Debt Limitations

The Revised Code provides two debt limitations on general obligation debt that are directly based on tax (assessed) valuation, applicable to all school districts, including the School District.

- The net principal amount of both voted and unvoted debt of the School District, excluding "exempt debt" (discussed below), may not exceed 9% of the total tax (assessed) valuation of all property in the School District as listed and assessed for taxation, except in the case of a "special needs" school district. As of June 30, 2019, $39,034,310 of the District's outstanding general obligation debt was subject to this limitation.

- The net principal amount of unvoted debt of the School District, excluding exempt debt, may not exceed 1% of that valuation, as discussed below. As of June 30, 2019 $1,840,000 of the School District's outstanding general obligation debt was subject to this limitation.

These two limitations, which are referred to as the "direct debt limitations," may be amended from time to time by the General Assembly.

The School District's ability to incur unvoted debt (whether or not exempt from the direct debt limitations) is also restricted by the indirect debt limitation discussed under **Indirect Debt and Unvoted Property Tax Limitations**.

As stated above, the Revised Code provides as a general limitation that the net principal amount of general obligation debt of a school district incurred without a vote of the electors may not exceed 1% of the school district's total tax valuation. As of June 30, 2019, $1,840,000 of the School District's outstanding unvoted general obligation debt (excluding exempt debt (discussed below)) was subject to this limitation. A further general limitation, from which certain energy conservation and exempt debt (discussed below) may be excluded, is 1/10th of 1% of its total tax valuation. As of June 30, 2019, the School District had $350,000 of outstanding unvoted debt subject to this limitation. School districts may issue unvoted general obligation debt and other debt under certain circumstances for energy conservation programs, which general obligation debt may not exceed 9/10ths of 1% of the school district's tax valuation. As of June 30, 2019, the School District had $1,490,000 of unvoted debt subject to that limitation. Debt charges on any unvoted debt, unless paid from other sources, must be paid from the millage levied within the ten-mill limitation, resulting in a reduction in money available for operating expenses.

Certain debt that the School District may issue is exempt from the 9%, 1/10th of 1%, 9/10ths of 1% and 1% direct debt limitations (exempt debt). Exempt debt includes, without limitation, current tax revenue anticipation notes, tax anticipation notes, securities issued to pay final judgments or court-approved settlements, securities issued to acquire school buses and other equipment used in transporting pupils, securities evidencing State solvency assistance loans, certain securities issued to acquire computers and related hardware and certain unvoted securities issued a school district's share of the basic project cost necessary to participate in a cooperative project with the Ohio Facilities Construction Commission (the Commission) under Chapter 3318 of the Revised

Code that are secured by a pledge of proceeds of a school district income tax or a voted property tax levy. In addition, under divisions (D)(2) and (I) of Section 133.06 of the Revised Code, general obligation debt issued as "approved special needs district" debt and debt issued solely to raise (i) a school district's share of the basic project cost and any additional funds necessary to participate in a cooperative project with the Commission under Chapter 3318 of the Revised Code, (ii) the cost of items designated by that Commission as required locally funded initiatives in connection with such a project, (iii) the cost of other related locally funded initiatives in an amount that does not exceed 50% of the district's portion of the basic project cost, and (iv) the cost of acquiring sites for such a project, is exempt from the 9% direct debt limitation.

As of June 30, 2019, the School District had $425,000 of exempt debt outstanding. That debt was a series of unvoted general obligation bonds issued to provide funds for the acquisition of school buses and other equipment used in transporting pupils.

BANs issued in anticipation of exempt bonds also are exempt debt.

In the calculation of debt subject to the direct debt limitations, the amount in a school district's bond retirement fund allocable to the principal amount of nonexempt debt is deducted from gross nonexempt debt. Without consideration of amounts in the Bond Retirement Fund, and based on outstanding debt and the current tax (assessed) valuation, the School District's voted and unvoted nonexempt debt capacities as of June 30, 2019, were:

Limitation(a)	**Nonexempt Debt Outstanding(b)**	**Additional Debt Capacity Within Limitation(b)**
9% = $79,218,166	$ 39,034,310	$ 40,183,856
.1% = $ 880,201	$ 350,000	$ 530,201
.9% = $ 7,921,816	$ 1,490,000	$ 6,431,816
1% = $ 8,802,018	$ 1,840,000	$ 6,962,018

(a) The School District's then current tax (assessed) valuation for purposes of determining its direct debt limitations was $880,201,850.

This is further detailed in **Debt Table A**.

Indirect Debt and Unvoted Property Tax Limitations

Voted general obligation debt may be issued by the School District if authorized by vote of the electors. Ad valorem taxes, without limitation as to amount or rate, to pay debt charges on voted bonds are authorized by the electors at the same time they authorize the issuance of the bonds.

General obligation debt also may be issued by the School District without a vote of the electors, but subject to the 1% and 1/10th and 9/10ths of 1% limitations discussed above unless it is exempt debt. This unvoted debt may not be issued unless the ad valorem property tax for the payment of debt charges on those bonds (or the bonds in anticipation of which BANs are issued), and all outstanding unvoted general obligation bonds (including bonds in anticipation of which BANs are issued) of the combination of overlapping taxing subdivisions including the School District resulting in the highest tax required for such debt charges, in any year is 10 mills or less per $1.00 of assessed valuation. This indirect debt limitation, the product of what is commonly referred to as the "ten-mill limitation," is imposed by a combination of provisions of the Ohio Constitution and the Revised Code.

The ten-mill limitation is the maximum aggregate millage for all purposes that may be levied on any single piece of property by all overlapping taxing subdivisions without a vote of the electors. The 10 mills are allocated pursuant to a statutory formula among certain overlapping taxing subdivisions in the County, including the School District. For collection years 2018 and 2019, the entire 10 mills was levied by the combination of the School District and taxing subdivisions overlapping the School District. The allocation of the 10 mills (sometimes referred to as the "inside millage") for those tax collection years in the portion of the area of the School District overlapping the City was as follows: 4.10 District, 4.40 City and 1.50 County. That allocation has remained constant for at least the last five years.

Because the School District is restricted in the amount of unvoted debt it can issue, the major impact of the indirect debt limitation generally results from the ability of overlapping political subdivisions to issue unvoted general obligation debt in amounts that require unvoted taxes for the payment of debt charges on that debt to be levied at a rate in excess of the rates within the ten-mill limitation allocated by statutory formula to the subdivisions. The result of a subdivision having to draw on millage to pay debt charges in an amount exceeding its allocated rate within the ten-mill limitation would be to reduce the millage within the ten-mill limitation available to the overlapping subdivisions, including the inside millage then levied by the Board for operating purposes.

Present Ohio law requires the inside millage allocated to a taxing subdivision to be used first for the payment of debt charges on its unvoted general obligation debt, unless provision has been made for that payment from other sources, with the balance usable for other purposes. To the extent this inside millage is required for debt charges of a taxing subdivision (which may exceed the formula allocation to that subdivision), the amount that would otherwise be available to that subdivision for general fund purposes is reduced. Because the inside millage that may actually be required to pay debt charges on a subdivision's unvoted general obligation debt may exceed the formula allocation of that millage to the subdivision, the excess reduces the amount of inside millage available to overlapping subdivisions. A law applicable to all Ohio cities and villages, however, requires that any lawfully available receipts from a municipal income tax or from voted property tax levies be allocated to pay debt charges on the municipality's unvoted debt before the formula allocations of the inside millage to overlapping subdivisions can be invaded for that purpose.

In the case of BANs issued in anticipation of unvoted general obligation bonds, the highest estimate of annual debt charges for the anticipated bonds is used to calculate the millage required.

As of the June 30, 2019, the highest debt charges requirement in any year for the School District's unvoted general obligation debt subject to the ten-mill limitation was $389,125 in 2021. The payment of those annual debt charges would have required a levy of an estimated 0.4421 of a mill based on the School District's assessed valuation as of June 30, 2019, which could have been met from the amounts produced by the millage currently levied for all purposes by the District within the ten-mill limitation.

As of June 30, 2019, the total millage theoretically required by the School District, the City of Cleveland and the County (the overlapping taxing subdivisions which had issued unvoted debt with the highest aggregate millage requirement) for debt charges on their outstanding unvoted general obligation bonds (including bonds in anticipation of which BANs were outstanding) was estimated to be 8.5691 mills for 2020, the year of the highest potential debt service requirement. Thus, there remained 1.4309 mills within the ten-mill limitation that had not yet been allocated to debt charges and that were available to the School District and those overlapping subdivisions in connection with the issuance of additional unvoted general obligation debt. (The equivalent overlapping amount for the City of Shaker Heights, instead of the City Cleveland, was 3.1292 mills).

Debt Outstanding

The Debt Tables attached provide information concerning the School District's outstanding debt represented by bonds and notes, School District and overlapping subdivisions general obligation debt allocations, projected debt charges on the School District general obligation debt and the School District's outstanding general obligation bonds, all as of June 30, 2019. See **Debt Tables**.

The following table shows the principal amount of School District general obligation debt outstanding as of June 30 in the years shown.

Fiscal Year	Voted	Unvoted	Total
2015	$16,454,891	$3,560,000	$20,014,891
2016	14,919,309	3,245,000	18,164,309
2017	13,054,309	2,925,000	15,979,309
2018	39,844,310	2,600,000	42,444,310
2019	37,194,310	2,265,000	39,459,310

Bond Retirement Fund

The Bond Retirement Fund is the fund from which the School District pays debt charges on its general obligation debt and into which money required to be applied to those payments is deposited. The following table is an unaudited summary of Bond Retirement Fund cash basis receipts and disbursements (excluding, except as otherwise noted, proceeds of renewal or refunding obligations) and balances for Fiscal Year 2019 and other recent Fiscal Years.

Fiscal Year	Receipts	Disbursements	June 30 Balance
2015	$ 2,713,639	$ 2,603,347	$ 2,840,551
2016	2,656,634	2,466,026	3,031,159
2017	2,666,355	2,396,777	3,300,737
2018	14,083,146(a)	2,799,641	14,584,242(a)
2019	4,660,426	14,345,359(b)	4,899,309

(a) Includes $8,397,299 of refunding proceeds from the Series 2018B Bonds, and $84,645 excess premium from a bond anticipation note issuance in 2017, all of which, in addition to other funds from the Bond Retirement Fund, were used to retire $9,900,000 of those bond anticipation notes at their maturity date in July 2018.

(b) Includes payments of $9,900,000 of principal and $1,060,050 of interest expense for bond anticipation notes in July 2018.

Special Obligation Debt

As discussed below, a school district may issue special obligation debt that is payable solely from certain anticipated tax revenues or other revenues and not secured by a pledge of the school district's full faith and credit or general taxing power. Special obligation debt is not subject to either the statutory direct debt limitations or to the indirect debt and property tax limitations.

Permanent Improvement Tax Anticipation Notes

A school district may issue notes in anticipation of revenues from a voted permanent improvement tax levy to pay costs of permanent improvements. These notes (TANs) are payable

solely from the property tax revenues anticipated. As of June 30, 2019, the School District had no such special obligation debt outstanding.

Cash Flow Financings

A school district may incur special obligation debt for operating purposes, such as current tax revenue anticipation notes or tax anticipation notes, only under certain limited statutory authority.

The School District did not have any such debt outstanding as of June 30, 2019, or at any time during Fiscal Year 2019.

Lease-Purchase Obligations

The Revised Code provides that school districts may enter into "lease purchase agreements" to finance certain permanent improvements, such as land acquisition, office equipment, motor vehicles and facilities and improvements to facilities for school district purposes. The payments under the lease purchase agreements usually include principal and interest components, and the rights to receive those payments are sometimes securitized, marketed and sold in the form of certificates of participation. A school district's payment obligations under a lease purchase agreement (lease purchase obligations) are subject to the annual appropriation of available funds for that purpose by the school district's board. The lease purchase obligations and related certificates of participation do not constitute debt and are thus not subject to either the direct or indirect debt limitations.

The School District did not have any such lease-purchase obligations outstanding as of June 30, 2019.

Other Long-Term Financial Obligations

The School District has the following other long-term obligations outstanding:

- Retirement obligations and net pension liability described under **Retirement Expenses** and in Notes 14, 15 and 18 to the Fiscal Year 2019 Financial Statements.

- Compensated absences obligations identified in Notes 13 and 18 to the Fiscal Year 2019 Financial Statements.

As of June 30, 2019, the School District has no long-term financial obligations other than those described herein.

Retirement Expenses

Present and retired employees of the School District are covered under two statewide public employee retirement (including disability retirement) systems. The State Teachers Retirement System ("STRS") covers all teachers, principals, supervisors and administrators who are required to hold a certificate issued by the State Department of Education. Other eligible full-time employees are covered by the School Employees Retirement System ("SERS").

STRS and SERS are two of five statewide public employee retirement systems created by and operating pursuant to Ohio law, all of which currently have unfunded actuarial accrued liabilities. The General Assembly has the power to amend the format of those systems and to revise rates and methods of contributions to be made by public employers and their employees and

eligibility criteria, benefits or benefit levels for employee members. In 2012, the General Assembly passed five separate pension reform bills intended to assist each of the five retirement systems in addressing its unfunded actuarial accrued liabilities. Those bills applicable to STRS and SERS became effective on January 7, 2013.

The law applicable to STRS has provided for (a) no change in the School District's contribution rate with respect to its employees' earnable salaries and (b) increases in the STRS employees' contribution rate from 10% to 14% in annual increments of 1% that became effective in July in each of the years from 2013 through 2016. Among other changes and with certain transition provisions for current employees, the minimum age and service requirements for eligibility for retirement and disability benefits have been increased, the calculation of an employee's final average salary on which pension benefits are based has been revised to include the five highest years (rather than the three highest years), STRS pension benefits are being calculated on a lower, fixed formula and provisions with respect to future annual cost-of-living adjustments have been changed to reduce those adjustments to 2% (from 3%). The STRS board has also been provided with authority to make future adjustments to the member contribution rate, retirement age and service requirements, and cost-of-living adjustments as the need or opportunity arises, and depending on the funding progress. Under current law, STRS has a maximum 30-year period to amortize its unfunded accrued pension liability. According to STRS's most recent Actuarial Valuation and Review (dated as of July 1, 2019), STRS's actuarial consultant projected that the period required to fully amortize STRS's actuarial unfunded accrued liability is 16.6 years.

The law applicable to SERS has provided for no change to the School District's or SERS employees' contribution rates, future cost-of-living adjustments or the calculation of an employee's final average salary on which pension benefits (the average of the three highest years). However, among other changes and with certain transition provisions for current employees, the minimum age and service requirements for eligibility for retirement and disability benefits were increased and provisions for disability benefits and service credit purchases were revised.

In Fiscal Year 2019, the School District also paid the employees' share of the retirement program contribution for certain School District administrative employees.

In Fiscal Year 2019, employees covered by STRS contributed at a statutory rate of 14% of earnable compensation, and employees covered by SERS contributed at a statutory rate of 10% of earnable compensation - (except as otherwise mentioned above). As the employer, the School District's statutory contribution rate for all of those employees has been and continues to be 14% of the same base. These employee and employer contribution rates are the maximums permitted under current State law.

As of Fiscal Year 2019, the School District had the net pension liability reported and explained in Notes 14, 15 and 18 to the Fiscal Year 2019 Financial Statements.

For further information on STRS and SERS and their pension plans, see the Notes to the Fiscal Year 2019 Financial Statements. Financial and other information for STRS and SERS can also be found on the respective website for each retirement system including its Comprehensive Annual Financial Report.

Federal law requires School District employees hired after March 31, 1986 to participate in the federal Medicare program, which requires matching employer and employee contributions, each being 1.45% of the wage base. Otherwise, District employees who are covered by a State retirement system are not currently covered under the federal Social Security Act. STRS and SERS are not subject to the funding and vesting requirements of the federal Employee Retirement Income Security Act of 1974.

DEBT TABLE A

Principal Amounts of Outstanding General Obligation (GO) Debt; Leeway for Additional Debt within Direct Debt Limitations(a)(b) (as of June 30, 2019)

A.	Total debt:			$39,459,310
B.	Exempt debt:			
	General obligation bonds issued for school buses and related equipment:			$ 425,000
C.	Total nonexempt debt [A minus B]:			$39,034,310
D.	Unvoted debt limitations:	1% of tax (assessed) valuation	1/10th of 1% of tax (assessed) valuation	9/10ths of 1% of tax (assessed) valuation
		$8,802,018	$ 880,201	$ 7,921,816
E.	Total nonexempt limited tax bonds and notes outstanding:			
	Bonds	$1,840,000	$ 350,000	$ 1,490,000
	Notes(c)	$ 0	$ 0	$ 0
F.	Debt leeway within unvoted debt limitations [D minus E]:	$6,962,018*	$ 530,201*	$ 6,431,816*
G.	9% of tax (assessed) valuation (voted and unvoted debt limitation):			$79,218,166
H.	Total nonexempt bonds and notes outstanding:			
	Bonds		$39,034,310	
	Notes		$ 0	$39,034,310
I.	Debt leeway within 9% debt limitation [G minus H]:			$40,183,856*

* Debt leeway in this table determined without considering money in the Bond Retirement Fund.

(a) The District's then current tax (assessed) valuation for purposes of determining its direct debt limitations was $880,201,850.

DEBT TABLE B

Various School District and Overlapping GO Debt Allocations (Principal Amounts) (as of June 30, 2019)

	Amount	Per Capita(a)	% of District's Current Assessed Valuation(b)
School District Nonexempt GO Debt	$39,034,310	$1,250.22	4.43%
Total School District GO Debt (exempt and nonexempt)	$39,459,310	$1,263.83	4.48%
Highest Total Overlapping GO Debt(c)	$68,062,096	$2,179.94	7.73%

(a) Based on 2018 (estimated for School District) population of 31,222.

(b) The School District's then current assessed valuation was $880,201,850.

(c) Includes, in addition to "Total School District GO Debt," allocations of total GO debt of overlapping debt issuing subdivisions (as of June 30, 2019) resulting in the calculation of highest total overlapping debt based on percent of tax (assessed) valuation of territory of the subdivisions located within the District (% figures are resulting percent of total debt of subdivisions allocated to the District in this manner), as follows:

$ 4,181,098 County (2.88%); and
$18,308,600 City (100%);
$6,113,088 Cuyahoga Community College (2.88%).

Allocation of GO debt of the remaining overlapping debt issuing subdivisions is as follows:

$2,191,670 City of Cleveland (0.92%).

Sources of tax (assessed) valuation and confirmation of GO debt figures for overlapping subdivisions: County Fiscal Officer and OMAC.*

* Ohio Municipal Advisory Council (OMAC) compiles information from official and other sources. OMAC believes the information it compiles is accurate and reliable, but OMAC does not independently confirm or verify the information and does not guaranty its accuracy. OMAC has not reviewed this Annual Information Filing to confirm that the information attributed to it is information provided by OMAC or for any other purpose.

DEBT TABLE C

Debt Charges Requirements on Outstanding School District GO Debt (as of June 30, 2019)(a)

	Total, All Bonds	To be Paid from Ad Valorem Taxes	
		Unlimited	Limited
2019	$4,015,013.88	$3,646,051.38	$368,962.50
2020	3,943,034.50	3,557,009.50	386,025.00
2021	3,912,236.50	3,523,111.50	389,125.00
2022	3,885,097.50	3,498,072.50	387,025.00
2023	3,664,802.00	3,479,977.00	184,825.00
2024	3,643,726.00	3,457,201.00	186,525.00
2025	3,615,707.00	3,432,582.00	183,125.00
2026	2,216,857.50	2,032,982.50	183,875.00
2027	2,219,045.00	2,034,545.00	184,500.00
2028	2,031,057.50	2,031,057.50	0.00
2029	2,035,420.00	2,035,420.00	0.00
2030	2,032,382.50	2,032,382.50	0.00
2031	2,032,145.00	2,032,145.00	0.00
2032	2,034,507.50	2,034,507.50	0.00
2033	2,134,270.00	2,134,270.00	0.00
2034	2,133,310.00	2,133,310.00	0.00
2035	2,130,665.00	2,130,665.00	0.00
2036	2,131,010.00	2,131,010.00	0.00
2037	2,134,177.50	2,134,177.50	0.00

(a) Amount excludes interest paid on June 15, 2019.

DEBT TABLE D

Outstanding GO Bonds
(as of June 30, 2019)

The following debt is reflected in **Debt Tables A**, **B** and **C**.

Issue	Date of Issuance	Final Maturity	Original Principal Amount	Outstanding Principal Amount
School Improvement and Refunding Bonds, Series 2007(a)	April 18, 2007	2025	$14,200,581.80	$ 705,000.00
Building and Facilities Improvement Bonds, Series 2008(a)	November 25, 2008	2020	$ 4,999,999.20	$ 650,000.00
Building and Facilities Improvement Refunding Bonds, Series 2012(a)	October 30, 2012	2025	$ 4,994,309.85	$ 2,804,309.85
Capital Improvement and Equipment Bonds, Series 2012(b)	October 30, 2012	2027	$ 4,170,000 .00	$ 2,265,000.00
School Improvement and Refunding Bonds, Series 2015(a)	March 11, 2015	2025	$ 5,345,000.00	$ 5,255,000.00
School Facilities Improvement Bonds, Series 2018A(a)	April 11, 2018	2033	$20,100,000.00	$19,410,000.00
School Facilities Improvement Bonds, Series 2018B(a)	April 25, 2018	2037	$ 8,395,000.00	$ 8,370,000.00

(a) Voted general obligation bonds.
(b) Unvoted general obligation bonds.

APPENDIX A

Historical Cash Basis Revenues and Expenditures General Operating Funds
Fiscal Years 2015 through 2019

The figures in this table are generally taken from the School District's five-year financial forecasts as reported to the State as required by Section 5705.391 of the Revised Code (the most recent of which was approved by the Board in November 2019).

Revenues*	**2015**	**2016**	**2017**	**2018**	**2019**
General Property Taxes (Real and Public Utility)	$65,930,152(b)	$68,572,888(b)	$68,813,847	$72,991,583(e)	$66,176,214(e)
Personal Property Taxes	181,460	0	0	23,526	0
Homestead & Rollback Reimbursement	8,967,738	8,945,285	8,800,663	8,749,414	8,718,066
State Education Aid	15,683,307	16,772,300	17,111,841	17,306,003	17,229,178
Other State Payments	2,299,171(d)	1,166,771	1,045,195	979,302	1,047,470
Federal (Primarily Medicaid)	104,693	1,183,793(c)	430,037	395,610	770,529
Investment Income	275,796	473,514	628,946	971,803	1,412,883
Refund of Reappraisal Fees	0	0	0	0	0
Miscellaneous, Tuition, Fees, Other	1,861,357	1,582,846	1,892,624	3,986,385(f)	2,185,880
Total Revenues	$95,303,674	$98,697,397	$98,723,153	$105,403,626	$97,540,220
Expenditures**					
Salary & Wages	$50,924,709	$52,699,569	$54,058,679	$56,000,930	$57,006,134
Fringe Benefits	16,919,876	17,666,678	18,519,428	19,482,515	18,927,555
Purchased Services	13,196,942	13,006,266	12,668,098	12,727,796	13,608,129
Supplies and Materials	3,027,687	2,832,127	3,041,024	2,778,575	2,966,030
Capital Outlay	1,357,753	1,268,533	1,835,476	3,655,300(g)	2,653,602
Debt Service	94,300	247,898	275,875	271,375	386,275
Other Expenditures	1,694,414	1,476,571	1,515,540	1,755,307	1,493,372
Transfers and Advances	220,000	235,000	245,000	265,000	220,000
Total Expenditures	$87,435,681	$89,432,642	$92,159,120	$96,936,798	$97,261,097
Excess of Revenues Over/(Under) Expenditures	$ 7,867,993	$ 9,264,755	$ 6,564,033	$ 8,466,828	$ 279,123
Beginning Cash Balance	$24,073,183	$31,941,176	$41,205,931	$47,769,964	$56,236,792
Ending Cash Balance	$31,941,176	$41,205,931	$47,769,964	$56,236,792	$56,515,915
Less Outstanding Encumbrances	(5,252,532)	(5,679,649)	(7,129,543)	(5,081,976)	(5,033,619)
Ending Unencumbered Fund Balance(a)	$26,688,644	$35,526,282	$40,640,421	$51,154,816	$51,482,296

* The School District's general operating funds include, for these Fiscal Years only, its General Fund.

** Breakdown by object category, a classification used in compliance with the Ohio Uniform School Accounting System.

(a) Balances include, in each case, a Budget Stabilization Reserve of $353,070.

(b) Increased amount reflects collections from an additional continuing current expense levy. Proceeds of a levy passed in May 2014 were first received in second half of Fiscal Year 2015, with a full year of receipts first received in Fiscal Year 2016.

(c) Fiscal Year 2016 receipts include $628,249 for final settlements of the Fiscal Year 2013 Medicaid reimbursement cost report; and $437,172 for final settlement of the 2005-2009 interim between programs.

(d) Other State Payments in Fiscal Year 2015 includes $2,027,133 of Catastrophic Aid reimbursements for Fiscal Years 2013 and 2014.

(e) Fiscal 2018 includes approximately $4 million of accelerated 2nd half property tax payments paid in advance of federal income tax changes to state and local tax deductions implemented January 1, 2018. Fiscal 2019 collections were accordingly reduced due to the accelerated tax payments received in Fiscal 2018.

(f) Includes a non-recurring $1,743,051 transfer from the Capital Projects Fund from the proceeds of the bond anticipation note issued in December 2017 under terms of the School District's Declaration of Intent to reimburse itself for expenditures incurred in connection with a 2017 Middle School roof project.

(g) Includes $1,743,051 of costs for a 2017 Middle School roof project. See footnote (f).

APPENDIX B

Financial Report (Cash Basis All-Funds Summary) for Fiscal Year 2019

DESCRIPTION	BEGINNING BALANCE	RECEIPTS	DISBURSEMENTS	ENDING BALANCE(a)
General	$56,236,791.86	$97,540,219.63	$97,261,096.78	56,515,914.71
Bond Retirement	14,584,242.33(b)	4,660,426.15	14,345,359.88(c)	4,899,308.60
Permanent Improvement	652,956.72	956,697.81	0.00	1,609,654.53
Capital Project	27,565,258.07	11,991,344.22	12,079,232.30	27,477,369.99
Food Service	273,722.28	1,678,612.99	1,704,199.90	248,135.37
Special Trust	62,235.96	61,056.05	84,777.88	38,514.13
Uniform School Supplies	16,692.27	71,822.65	67,324.89	21,190.03
Rotary-Special Services	154,553.17	128,939.58	114,449.85	169,042.90
Rotary-Internal Services	140,286.54	95,419.05	99,815.13	135,890.46
Public School Support	155,406.58	185,645.45	175,267.99	165,784.04
Special Enterprise Fund-Shaker Shop	14,706.74	5,342.21	5,955.92	14,093.03
District Agency	1,938,610.18	1,583,245.46	1,358,137.33	2,163,718.31
Employee Benefits Self Insurance	5,154,171.57	10,558,875.05	10,380,905.88	5,332,140.74
Workmen's Compensation Self Insurance	529,974.19	121,753.73	151,727.92	500,000.00
Student Managed Activities	224,677.81	266,134.09	248,343.86	242,468.04
District Managed Activities	213,054.31	393,614.57	451,876.78	154,792.10
Auxiliary Services-Non-Public Schools	117,977.96	535,578.41	605,423.78	48,132.59
Data Communication	0.00	14,400.00	14,400.00	0.00
Miscellaneous State Grants	0.00	53,361.60	47,339.20	6,022.40
IDEA-Handicapped	10,436.51	1,141,587.49	1,146,938.28	5,085.72
Limited English Proficiency	(149.21)	31,578.93	31,637.64	(207.92)
Title I-Disadvantaged Children	(399.49)	614,877.44	613,243.73	1,234.22
IDEA-Preschool Handicapped	0.00	17,707.55	17,707.55	0.00
Improving Teacher Quality	0.00	145,204.48	145,204.48	0.00
Miscellaneous Federal Grants	0.00	27,945.00	27,945.00	0.00
Totals	$108,045,206.35	$132,881,389.59	$141,178,311.95	$99,748,283.99

(a) Negative balance will be eliminated upon receipt of in-process cash request from the State for grant expense reimbursement.

(b) Includes $8,397,299 of refunding proceeds from the Series 2018B Bonds and $84,645 excess premium from a bond anticipation note issuance in 2017, all of which, in addition to other funds from the Bond Retirement Fund, were used to repay $9,900,000 of those bond anticipation notes at their maturity date in July 2018.

(c) Includes payments of $9,900,000 of principal and $1,060,050 of interest expense for bond anticipation notes in July 2018.